
TCR
Race 2 (R2)
Document 7
RISULTATI PROVVISORI

Subject to scrutineering & sporting investigations

Rnk	No.	Entrant	Nation	Driver	Driver 2	Nation	Time	Laps	Gap	Interv.	Best Lap	Class	Penalty	Model
1	▲ ¹	9	ITA	Scalvini Eric	Scalvini Eric	ITA	27:35.131	20			1:22.171	TCR		Honda Civic TCR
2	▼ ¹	15	ITA	Giacon Kevin	Giacon Jonathan	ITA	27:38.889	20	3.758	3.758	1:21.994	TCR		Opel Astra TCR
3	▬	8	ITA	Pit Lane	Baldan Nicola	ITA	27:41.050	20	5.919	2.161	1:22.217	TCR		Seat Leon TCR
4	▲ ¹	22	ITA	Argenti Andrea	Argenti Andrea	ITA	28:22.276	20	47.145	41.226	1:24.206	TCR		Seat Leon TCR
5	▲ ²	21	ITA	Gagliano Massimiliano	Gagliano Massimiliano	ITA	28:24.029	20	48.898	1.753	1:24.114	TCR		VW Golf GTI TCR
6	▲ ³	4	ITA	Montalbano Vincenzo	Montalbano Giusepp	ITA	28:35.985	20	1:00.854	11.956	1:24.551	TCR		Seat Leon Racer
7	▲ ⁵	76	ITA	Cappellari Daniele	Cappellari Daniele	ITA	28:38.018	20	1:02.887	2.033	1:24.274	TCR		Seat Leon Racer
8	▼ ²	47	ITA	Piccin Samuele	Nardilli Davide	ITA	28:46.609	20	1:11.478	8.591	1:24.639	TCR		Honda Civic TCR
9	▲ ¹	23	ITA	Thellung	Thellung Alessandro	ITA	28:46.935	20	1:11.804	0.326	1:24.692	TCR		Seat Leon TCR
10	▲ ⁵	18	ITA	Chini Massimiliano	Nataloni Nello	ITA	28:51.797	20	1:16.666	4.862	1:24.743	TCR		Seat Leon Racer
11	▬	104	ITA	Sport & Comunicazion	Bernazzani Adriano	ITA	28:50.085	20	1:19.954	3.288	1:24.550	TCT	+5.000	Peugeot 308 MI16
12	▲ ¹	103	ITA	Arduini Corse	Arduini Massimo	ITA	28:49.267	20	1:39.136	19.182	1:24.820	TCT	+25.000	Peugeot 308 MI16
13	▲ ¹	14	ITA	Giacon Domiziano	Bolzoni Silvano	ITA	27:44.673	19	1 Lap	1 Lap	1:25.038	TCR		Seat Leon TCR
14	▲ ²	102	ITA	Arduini Corse	Lopes Giovanni	ITA	28:04.126	19	1 Lap	19.453	1:26.210	TCT		Peugeot 308 MI16
15	▼ ⁷	3	ITA	Pit Lane	Mugelli Massimiliano	ITA	28:41.770	17	3 Laps	2 Laps	1:23.468	TCR		AUDI RS3 LMS
16	▼ ¹²	44	BGR	Kraf Racing	Plamen Kracev	BGR	7:13.029	5	15 Laps	12 Laps	1:24.568	TCR		Audi RS3 LMS

No.104 Bernazzani Adriano : Decisione del CCSS

No.103 Arduini Massimo : Decisione del CCSS

Leaders : No.9 Scalvini Eric (1-20)

Start Time : 07/05 - 11:21:50

Weather : Cloudy Air : 15°C Track : Drying

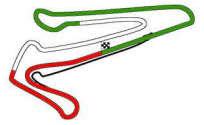
Best Lap : No.15 Giacon Jonathan 1:21.994 118,63 Kph

Event Record : No.15 Giacon Jonathan 1:21.116 119,91 Kph

Clerk of the Course Fabrizio Fondacci (ITA) 05-07/05/2017

Page 1 / 1

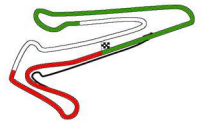
 Apex Timing 



TCR Race 2 (R2) Lap Chart

For information purposes. No official / regulatory value

	1	2	3	4	5	6	7	8	9	10	11	12	13	14	15	16
Grid	15	8	15	22	47	4	3	44	21	103	104	23	18	76	102	14
Start																
Lap 1 Interval	9	8 0.8	15 0.8	22 1.2	47 1.4	4 0.7	3 1.0	44 0.4	21 0.1	103 1.0	104 0.6	23 2.0	18 0.8	76 0.1	102 0.9	14 1.0
Lap 2	9	8 0.7	15 0.7	22 3.6	47 0.4	4 1.6	3 0.7	44 0.4	21 0.9	103 1.9	104 0.3	23 3.3	18 0.6	76 0.2	102 1.4	14 2.2
Lap 3	9	8 0.9	15 0.7	22 6.1	47 0.3	4 1.4	3 0.4	44 0.4	21 1.0	103 2.7	104 0.9	23 3.8	18 0.4	76 1.2	102 1.8	14 1.4
Lap 4	9	8 0.3	15 0.5	22 9.4	47 0.6	4 0.5	3 0.4	44 0.4	21 1.2	103 4.7	104 0.2	76 3.2	23 0.9	18 0.6	102 4.0	14 2.4
Lap 5	9	8 0.5	15 0.5	22 12.8	47 0.3	3 0.5	4 0.4	44 0.4	21 0.5	103 4.9	104 0.4	76 2.7	23 2.6	18 0.5	102 5.0	14 2.2
Lap 6	9	8 0.7	15 0.5	22 15.6	47 0.4	21 1.5	4 1.3	103 3.8	104 0.3	76 2.9	23 3.9	18 0.6	102 7.3	14 1.0	3 2.52	
Lap 7	9	8 0.6	15 0.6	22 18.1	47 0.5	21 0.8	4 2.9	103 3.2	104 1.2	76 1.3	23 5.2	18 0.6	102 9.7	14 1.0	3 4.10	
Lap 8	9	8 0.3	15 0.4	22 21.1	47 0.6	21 0.2	4 4.3	103 2.2	104 1.5	76 0.9	23 6.2	18 0.7	102 11.3	14 0.3	3 4.08	
Lap 9	9	8 0.3	15 0.4	22 23.0	47 1.5	21 0.4	4 4.5	103 1.8	104 1.3	76 0.6	23 7.5	18 1.9	14 10.0	102 1.9	3 4.04	
Lap 10	9	8 0.7	15 0.6	22 24.6	21 1.6	47 1.7	4 4.1	103 0.9	104 1.0	76 0.6	23 8.6	18 1.9	14 9.4	102 3.1	3 4.02	
Lap 11	9	8 0.9	15 0.6	22 27.1	21 0.7	4 6.9	47 1.2	76 1.2	104 0.7	103 1.1	23 7.3	18 0.9	14 11.1	102 4.3	3 4.00	
Lap 12	9	8 1.0	15 0.5	22 28.9	21 0.6	4 7.9	47 2.1	76 0.2	104 1.8	103 0.7	23 6.5	18 0.7	14 12.2	102 7.2	3 3.54	
Lap 13	9	8 1.2	15 0.5	22 30.3	21 0.8	4 8.9	76 2.1	47 1.3	104 0.5	103 0.8	23 5.9	18 1.1	14 12.6	102 9.1	3 3.52	
Lap 14	9	8 1.4	15 1.1	22 31.6	21 0.8	4 9.5	76 1.1	47 3.2	104 1.9	103 2.7	23 1.3	18 2.5	14 12.1	102 11.1	3 3.49	
Lap 15	9	8 1.9	15 0.9	22 33.5	21 1.2	4 10.0	76 0.9	47 4.5	104 0.9	103 3.0	23 0.2	18 3.6	14 12.4	102 14.8	3 3.43	
Lap 16	9	8 2.8	15 0.8	22 34.8	21 1.2	4 10.5	76 1.1	47 5.1	104 0.5	103 2.8	23 0.5	18 4.1	14 12.6	102 16.6	3 3.39	
Lap 17	9	8 3.2	15 0.4	22 36.9	21 1.3	4 11.0	76 0.9	47 6.3	103 3.0	23 1.0	104 2.2	18 1.5	14 12.5	102 19.1	3 3.34	
Lap 18	9	15 4.0	8 0.6	22 38.0	21 1.8	4 10.7	76 2.8	47 5.6	103 3.0	23 0.1	104 1.7	18 2.1	14 18.2	102 15.7		
Lap 19	9	15 4.1	8 1.1	22 39.8	21 1.5	4 11.3	76 2.5	47 7.0	23 1.9	103 1.4	104 0.6	18 1.9	14 18.6	102 19.4		
Lap 20	9	15 3.7	8 2.1	22 41.2	21 1.7	4 11.9	76 2.0	47 8.5	23 0.3	103 2.3	104 0.8	18 1.7				

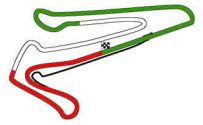


TCR

Race 2 (R2) Analysis

For information purposes. No official / regulatory value

Laps	Sector 1	Sector 2	Sector 3	Lap Time	Laps	Sector 1	Sector 2	Sector 3	Lap Time	Laps	Sector 1	Sector 2	Sector 3	Lap Time
No.3 Mugelli Massimiliano					12	33.605	23.220	25.904	1:22.729	No.15 Giacon Jonathan				
1	1:21.739	25.056	27.462	2:14.257	13	33.586	23.263	25.975	1:22.824	1	1:32.901	24.315	26.650	2:23.866
2	34.206	24.176	26.840	1:25.222	14	33.488	23.162	25.925	1:22.575	2	33.848	23.454	25.837	1:23.139
3	34.046	23.968	26.628	1:24.642	15	33.578	23.271	26.014	1:22.863	3	33.520	23.454	25.717	1:22.691
4	34.101	23.991	26.490	1:24.582	16	33.638	23.544	26.103	1:23.285	4	33.231	23.125	25.638	1:21.994
5	34.104	24.337	26.640	1:25.081	17	33.580	23.186	26.195	1:22.961	5	33.246	23.429	25.762	1:22.437
6 IN	34.391	3:36.080	30.103	4:40.574	18	33.525	24.142	26.406	1:24.073	6	33.441	23.150	25.812	1:22.403
7	1:55.762	23.723	26.631	2:46.116	19	33.747	23.293	26.217	1:23.257	7	33.238	23.448	25.741	1:22.427
8	33.627	24.482	26.840	1:24.949	20	33.780	23.306	26.326	1:23.412	8	33.153	23.296	25.773	1:22.222
9	33.572	23.779	26.117	1:23.468	No.9 Scalvini Eric					9	33.171	23.554	25.898	1:22.623
10	33.925	23.685	26.724	1:24.334	1	1:29.912	23.926	26.617	2:20.455	10	33.477	23.544	25.862	1:22.883
11	34.256	24.181	26.731	1:25.168	2	33.686	23.466	26.255	1:23.407	11	33.431	23.325	25.981	1:22.737
12	33.735	23.725	26.314	1:23.774	3	33.397	23.177	25.886	1:22.460	12	33.314	23.233	26.060	1:22.607
13	33.651	25.162	26.542	1:25.355	4	33.503	23.218	26.097	1:22.818	13	33.485	23.276	26.057	1:22.818
14	33.953	23.821	26.442	1:24.216	5	33.206	23.163	25.942	1:22.311	14	33.467	23.443	26.350	1:23.260
15	33.690	23.379	26.638	1:23.707	6	33.214	23.092	25.865	1:22.171	15	33.293	23.264	26.088	1:22.645
16	34.167	23.626	26.270	1:24.063	7	33.305	23.225	25.846	1:22.376	16	33.446	23.845	25.880	1:23.171
17	34.105	23.555	26.204	1:23.864	8	33.594	23.207	25.937	1:22.738	17	33.227	23.201	26.097	1:22.525
No.4 Montalbano Vincenzo					9	33.460	23.174	25.932	1:22.566	18	33.365	23.593	26.078	1:23.036
1	1:18.004	25.293	27.243	2:10.540	10	33.293	23.155	25.889	1:22.337	19	33.563	23.136	26.028	1:22.727
2	34.291	24.364	26.860	1:25.515	11	33.230	23.335	26.010	1:22.575	20	33.159	23.211	26.018	1:22.388
3	34.126	24.188	26.656	1:24.970	12	33.487	23.209	25.900	1:22.596	No.18 Chini Massimiliano				
4	33.988	23.924	26.639	1:24.551	13	33.345	23.268	25.963	1:22.576	1	1:08.039	26.573	28.749	2:03.361
5	35.168	24.241	26.613	1:26.022	14	33.320	23.220	25.855	1:22.395	2	35.468	24.895	27.443	1:27.806
6	35.822	24.333	26.997	1:27.152	15	33.213	23.128	26.035	1:22.376	3	35.608	25.155	26.920	1:27.683
7	34.295	24.723	26.905	1:25.923	16	33.309	23.119	25.938	1:22.366	4	34.244	24.399	26.679	1:25.322
8	34.405	24.793	26.971	1:26.169	17	33.273	23.306	26.057	1:22.636	5	34.441	25.275	26.682	1:26.398
9	34.375	24.704	26.720	1:25.799	18	33.404	23.146	26.054	1:22.604	6	34.455	25.004	26.971	1:26.430
10	34.343	24.380	26.793	1:25.516	19	33.352	23.125	26.133	1:22.610	7	34.295	24.789	27.016	1:26.100
11	34.199	24.310	26.843	1:25.352	20	33.492	23.181	26.136	1:22.809	8	34.294	24.679	27.170	1:26.143
12	34.226	24.257	26.823	1:25.306	No.14 Giacon Domiziano					9	34.244	24.517	28.383	1:27.144
13	34.184	24.435	26.770	1:25.389	1	1:11.829	26.683	28.539	2:07.051	10	34.491	24.550	26.548	1:25.589
14	34.317	24.078	26.810	1:25.205	2	35.917	25.471	28.052	1:29.440	11	34.196	24.075	26.472	1:24.743
15	34.384	24.104	26.883	1:25.371	3	34.868	24.793	27.379	1:27.040	12	34.096	24.212	26.704	1:25.012
16	34.155	24.218	26.717	1:25.090	4	35.219	25.454	28.007	1:28.680	13	34.238	24.148	26.699	1:25.085
17	34.152	24.338	26.673	1:25.163	5	34.474	25.331	27.294	1:27.099	14	34.213	24.413	27.574	1:26.200
18	34.289	24.029	26.718	1:25.036	6	34.775	25.463	27.290	1:27.528	15	34.389	24.361	26.982	1:25.732
19	34.160	24.301	26.897	1:25.358	7	34.990	25.634	27.859	1:28.483	16	34.302	24.967	26.846	1:26.115
20	34.468	24.322	26.740	1:25.530	8	34.761	25.061	27.221	1:27.043	17	34.530	24.547	26.855	1:25.932
No.8 Baldan Nicola					9	34.537	24.327	26.655	1:25.519	18	34.250	24.479	26.728	1:25.457
1	1:28.254	24.184	26.645	2:19.083	10	33.997	24.213	26.828	1:25.038	19	34.536	24.075	26.774	1:25.385
2	33.807	23.711	25.777	1:23.295	11	35.224	24.199	27.004	1:26.427	20	34.665	24.306	26.756	1:25.727
3	33.573	23.360	25.694	1:22.627	12	34.651	24.582	26.873	1:26.106	No.21 Gagliano Massimiliano				
4	33.413	23.155	25.649	1:22.217	13	34.304	24.079	27.067	1:25.450	1	1:23.301	25.508	28.330	2:17.139
5	33.509	23.327	25.640	1:22.476	14	34.391	24.152	27.172	1:25.715	2	35.590	24.279	26.173	1:26.042
6	33.374	23.203	25.805	1:22.382	15	34.351	24.652	27.000	1:26.003	3	34.253	24.194	26.281	1:24.728
7	33.506	23.089	25.713	1:22.308	16	34.562	24.587	27.247	1:26.396	4	34.534	23.920	26.376	1:24.830
8	33.520	23.184	25.759	1:22.463	17	34.251	24.535	27.030	1:25.816	5	34.191	24.167	26.353	1:24.711
9	33.370	23.384	25.814	1:22.568	18	36.015	24.832	30.326	1:31.173	6	34.259	24.306	26.290	1:24.855
10	33.643	23.287	25.764	1:22.694	19	34.169	24.405	27.117	1:25.691	7	33.857	24.228	26.277	1:24.362
11	33.694	23.271	25.786	1:22.751						8	34.106	24.515	26.146	1:24.767



TCR

Race 2 (R2) Analysis

For information purposes. No official / regulatory value

Laps	Sector 1	Sector 2	Sector 3	Lap Time
9	34.353	24.462	26.814	1:25.629
10	34.108	23.770	26.236	1:24.114
11	34.124	24.041	26.136	1:24.301
12	33.940	23.989	26.401	1:24.330
13	34.080	24.020	26.277	1:24.377
14	34.143	23.903	26.587	1:24.633
15	34.099	24.283	26.496	1:24.878
16	34.310	23.969	26.254	1:24.533
17	34.130	24.024	26.560	1:24.714
18	34.675	23.928	26.672	1:25.275
19	34.282	23.914	26.562	1:24.758
20	34.470	24.096	26.398	1:24.964

No.22 Argenti Andrea				
Laps	Sector 1	Sector 2	Sector 3	Lap Time
1	1:25.843	24.703	26.846	2:17.392
2	34.741	24.275	26.564	1:25.580
3	34.520	23.987	26.709	1:25.216
4	34.536	24.298	26.457	1:25.291
5	34.898	24.472	26.397	1:25.767
6	34.613	24.103	26.487	1:25.203
7	34.314	24.104	26.576	1:24.994
8	34.677	23.958	26.522	1:25.157
9	34.260	23.922	26.412	1:24.594
10	34.352	23.687	26.406	1:24.445
11	34.752	24.026	26.418	1:25.196
12	34.128	23.748	26.547	1:24.423
13	34.134	23.668	26.404	1:24.206
14	34.122	23.850	26.640	1:24.612
15	34.023	23.855	26.631	1:24.509
16	34.170	23.602	26.696	1:24.468
17	34.183	23.947	26.505	1:24.635
18	34.177	23.881	26.682	1:24.740
19	34.198	23.939	26.960	1:25.097
20	34.252	23.761	26.750	1:24.763

No.23 Zin Nicolò				
Laps	Sector 1	Sector 2	Sector 3	Lap Time
1	1:18.841	26.760	28.319	2:13.920
2	35.833	24.562	27.599	1:27.994
3	35.079	24.614	26.922	1:26.615
4	34.287	25.223	26.870	1:26.380
5	34.899	24.642	26.939	1:26.480
6	34.668	24.651	27.065	1:26.384
7	34.547	24.422	27.116	1:26.085
8	34.583	24.437	27.039	1:26.059
9	34.559	24.500	26.802	1:25.861
10	34.450	24.158	27.049	1:25.657
11	34.530	24.270	26.885	1:25.685
12	34.361	24.078	26.808	1:25.247
13	34.166	23.927	26.625	1:24.718
14	34.154	23.997	26.574	1:24.725
15	34.085	23.974	26.633	1:24.692
16	34.153	24.555	26.859	1:25.567
17	34.523	25.063	26.718	1:26.304

Laps	Sector 1	Sector 2	Sector 3	Lap Time
18	34.097	24.074	27.157	1:25.328
19	34.337	23.912	26.955	1:25.204
20	34.330	23.982	26.661	1:24.973

No.44 Plamen Kralev				
Laps	Sector 1	Sector 2	Sector 3	Lap Time
1	1:31.835	24.759	27.416	2:24.010
2	35.139	23.692	26.355	1:25.186
3	34.032	23.945	26.708	1:24.685
4	33.929	24.078	26.561	1:24.568
5	34.346	24.463	26.669	1:25.478

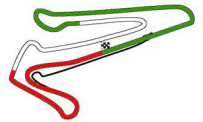
No.47 Piccin Samuele				
Laps	Sector 1	Sector 2	Sector 3	Lap Time
1	1:24.684	25.460	26.995	2:17.139
2	34.404	23.919	26.316	1:24.639
3	34.565	23.989	26.583	1:25.137
4	34.543	24.052	26.926	1:25.521
5	34.306	24.887	26.318	1:25.511
6	34.686	23.945	26.627	1:25.258
7	34.334	24.163	26.612	1:25.109
8	34.206	24.652	26.436	1:25.294
9	34.595	23.947	26.959	1:25.501
10	35.229	24.030	27.036	1:26.295
11	35.005	28.591	27.131	1:30.727
12	35.169	24.096	26.975	1:26.240
13	35.098	24.389	27.248	1:26.735
14	34.790	23.924	27.393	1:26.107
15	34.970	24.084	27.363	1:26.417
16	34.561	23.998	27.288	1:25.847
17	34.557	24.189	27.482	1:26.228
18	34.642	24.047	27.523	1:26.212
19	34.678	24.349	27.438	1:26.465
20	34.721	24.292	27.573	1:26.586

No.76 Cappellari Daniele				
Laps	Sector 1	Sector 2	Sector 3	Lap Time
1	1:16.954	26.368	28.623	2:11.945
2	35.487	25.061	27.325	1:27.873
3	35.009	24.343	26.863	1:26.215
4	34.213	24.350	26.432	1:24.995
5	33.802	24.511	26.411	1:24.724
6	34.066	24.380	26.640	1:25.086
7	34.252	24.097	26.438	1:24.787
8	33.968	24.456	26.639	1:25.063
9	34.130			1:24.574
10	33.954	24.236	26.328	1:24.518
11	34.200	24.212	26.820	1:25.232
12	34.372	23.896	26.965	1:25.233
13	34.474	24.171	26.451	1:25.096
14	33.985	23.946	26.343	1:24.274
15	34.238	24.311	26.555	1:25.104
16	34.355	24.114	26.804	1:25.273
17	34.172	24.188	26.678	1:25.038
18	34.136	25.743	27.025	1:26.904
19	34.077	24.068	26.865	1:25.010
20	34.383	23.920	26.758	1:25.061

No.102 Lopes Giovanni				
Laps	Sector 1	Sector 2	Sector 3	Lap Time
1	1:07.601	26.626	28.529	2:02.756
2	35.468	24.958	27.892	1:28.318
3	35.237	24.882	27.723	1:27.842
4	35.022	25.419	27.160	1:27.601
5	34.954	24.852	27.508	1:27.314
6	35.415	25.458	27.913	1:28.786
7	35.256	25.589	27.633	1:28.478
8	34.627	25.209	27.876	1:27.712
9	35.895	24.696	27.254	1:27.845
10	34.642	24.557	27.011	1:26.210
11	35.585	24.707	27.352	1:27.644
12	35.779	24.924	28.246	1:28.949
13	35.105	24.734	27.564	1:27.403
14	34.906	25.008	27.767	1:27.681
15	36.324	26.346	27.096	1:29.766
16	35.107	24.896	28.117	1:28.120
17	34.818	25.527	27.984	1:28.329
18	35.152	24.760	27.855	1:27.767
19	35.495	25.438	28.490	1:29.423

No.103 Arduini Massimo				
Laps	Sector 1	Sector 2	Sector 3	Lap Time
1	1:11.188	26.172	27.437	2:04.797
2	35.049	24.756	27.158	1:26.963
3	34.497	24.409	26.634	1:25.540
4	34.823	24.631	27.290	1:26.744
5	34.344	23.986	26.673	1:25.003
6	34.243	24.144	26.684	1:25.071
7	34.178	24.271	26.918	1:25.367
8	34.170	24.120	26.865	1:25.155
9	34.254	24.264	26.676	1:25.194
10	34.105	24.240	26.475	1:24.820
11	33.946	24.890	29.887	1:28.723
12	35.649	23.759	26.609	1:26.017
13	34.506	23.782	27.017	1:25.305
14	34.333	24.014	31.011	1:29.358
15	34.702	24.106	26.912	1:25.720
16	34.229	24.155	26.920	1:25.304
17	34.550	23.881	27.419	1:25.850
18	34.606	24.117	27.419	1:26.142
19	35.250	24.289	27.321	1:26.860
20	34.629	24.090	27.129	1:25.848

No.104 Bernazzani Adriano				
Laps	Sector 1	Sector 2	Sector 3	Lap Time
1	1:13.918	26.140	27.547	2:07.605
2	34.977	24.585	27.132	1:26.694
3	34.961	24.659	26.524	1:26.144
4	34.200	24.682	27.086	1:25.968
5	34.486	24.024	26.723	1:25.233
6	34.303	24.170	26.489	1:24.962
7	33.999	24.890	27.433	1:26.322
8	34.464	24.167	26.826	1:25.457
9	34.278	24.184	26.457	1:24.919

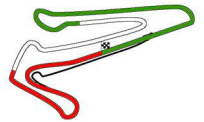


TCR

Race 2 (R2) Analysis

















For information purposes. No official / regulatory value

Laps	Sector 1	Sector 2	Sector 3	Lap Time
10	34.039	24.120	26.391	1:24.550
11	34.046	24.240	28.271	1:26.557
12	35.480	24.131	26.779	1:26.390
13	34.221	24.141	26.832	1:25.194
14	34.426	24.204	28.861	1:27.491
15	34.558	23.810	27.047	1:25.415
16	33.977	24.024	27.449	1:25.450
17	40.540	24.281	27.160	1:31.981
18	34.108	24.074	26.653	1:24.835
19	34.147	24.252	27.218	1:25.617
20	34.283	24.465	27.221	1:25.969



TCR

Race 2 (R2) Starting Grid

18	Nataloni Nello Seat Leon Racer	 1:25.206	8	102	Neri Francesco Peugeot 308 M16	 1:29.440
103	Accorsi Stefano Peugeot 308 M16	 1:24.328	7	14	Bolzoni Silvano Seat Leon TCR	 1:25.114
104	Ricci Raimondo Peugeot 308 M16	 1:23.902	6	76	Cappellari Daniele Seat Leon Racer	 1:23.928
4	Montalbano Giuseppe Seat Leon Racer	 1:23.545	5	23	Thellung Alessandro Seat Leon TCR	 1:23.858
21	Gagliano Massimiliano VW Golf GTI TCR	 1:22.984	4	3	Mugelli Massimiliano AUDI RS3 LMS	 1:23.109
22	Argenti Andrea Seat Leon TCR	 1:22.738	3	47	Nardilli Davide Honda Civic TCR	 1:22.874
8	Baldan Nicola Seat Leon TCR	 1:21.922	2	44	Plamen Kracev Audi RS3 LMS	 1:22.621
15	Giacon Jonathan Opel Astra TCR	 1:21.116	1	9	Scalvini Eric Honda Civic TCR	 1:21.780

POLE POSITION



Start : 07/05 - 10:30 Duration : 25:00 + 1 Laps

Clerk of the Course Fabrizio Fondacci (ITA) 05-07/05/2017

Page 1 / 1

Apex Timing 