

Italian F4 Championship by Abarth

Sector List Race 3

Provisional



Misano World Circuit, Length: 4226m

Air temperature: 18.18°C

Track temperature: 15°C

Weather condition: Dry

MISANO 2017

Sunday, April 02, 2017 17:10:00

Lap	Time	SE1	SP1	SE2	SP2	SE3	SP3	TSP	Lap	Time	SE1	SP1	SE2	SP2	SE3	SP3	TSP
3 Gachot, GBR									theoretical besttime: 1:35.568								
1	1:48.354	34.319	127	39.318	197	34.717	193		11	1:35.991	24.272	134	37.519	195	34.200	188	
2	1:38.664	25.612	134	37.867	195	35.185	190		12	1:35.909	24.309	135	37.554	194	34.046	190	
3	1:36.967	24.915	134	37.701	197	34.351	192		13	1:36.137	24.350	133	37.592	195	34.195	190	
4	1:36.634	24.533	134	37.721	198	34.380	193		14	1:35.880	24.293	135	37.465	195	34.122	190	
5	1:36.791	24.902	131	37.427	197	34.462	191		15	1:36.139	24.391	134	37.586	195	34.162	189	
6	1:36.199	24.600	134	37.320	197	34.279	190		16	1:36.039	24.352	135	37.510	194	34.177	188	
7	1:36.390	24.633	131	37.446	197	34.311	191		17	1:36.057	24.449	135	37.494	194	34.114	190	
8	1:48.147	24.420	134	38.030	191	45.697			18	1:35.956	24.202	135	37.610	194	34.144	190	
9	2:27.243	1:15.265	133	37.761	194	34.217	190		19	1:36.055	24.437	135	37.485	195	34.133	183	
10	1:36.050	24.357	135	37.447	196	34.246	190										

4 Flörsch, DEU									theoretical besttime: 1:35.474								
1	2:22.372	33.858	126	40.446	191	1:08.068			7	1:35.895	24.245	135	37.532	195	34.118	190	
2	1:55.373	42.714	134	38.053	193	34.606	188		8	1:35.570	24.133	135	37.235	196	34.202	188	
3	1:36.415	24.477	135	37.551	195	34.387	189		9	1:35.889	24.282	135	37.299	196	34.308	190	
4	1:36.391	24.559	134	37.520	195	34.312	190		10	1:35.724	24.193	134	37.392	195	34.139	190	
5	1:36.058	24.302	135	37.468	194	34.288	190		11		24.142	134	37.223	196			
6	1:36.256	24.300	135	37.577	194	34.379	188										

5 Zendeli, DEU									theoretical besttime: 1:35.122								
1	1:45.930	32.550	126	38.841	196	34.539	190		11	1:35.357	24.248	133	37.168	198	33.941	190	
2	1:39.179	24.692	130	38.718	194	35.769	188		12	1:35.857	24.129	134	37.143	199	34.585	192	
3	1:36.672	24.676	134	37.544	196	34.452	188		13	1:35.695	24.261	132	37.481	198	33.953	193	
4	1:36.047	24.447	133	37.349	199	34.251	189		14	1:36.423	24.264	132	37.221	200	34.938	188	
5	1:36.154	24.433	133	37.441	200	34.280	192		15	1:38.370	24.943	126	38.954	197	34.473	193	
6	1:36.944	24.564	133	37.486	198	34.894	190		16	1:35.818	24.301	134	37.310	197	34.207	190	
7	1:35.868	24.295	134	37.509	194	34.064	188		17	1:35.436	24.092	134	37.267	198	34.077	191	
8	1:35.563	24.127	134	37.369	196	34.067	190		18	1:35.372	24.059	133	37.122	198	34.191	190	
9	1:35.393	24.175	134	37.176	197	34.042	189		19	1:35.697	24.279	134	37.177	199	34.241	169	
10	1:35.638	24.275	135	37.237	197	34.126	186										

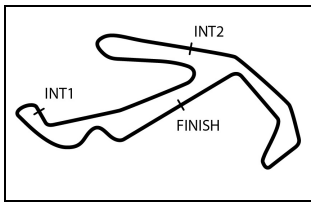
6 Colombo, ITA									theoretical besttime: 1:34.302								
1	1:47.316	33.892	121	38.502	202	34.922	182		11	1:34.993	24.077	136	37.167	196	33.749	194	
2	1:36.131	24.139	136	37.894	194	34.098	192		12	1:34.653	23.931	136	36.983	197	33.739	193	
3	1:36.828	24.241	136	38.122	197	34.465	195		13	1:36.027	23.860	136	38.171	195	33.996	183	
4	1:36.031	24.513	135	37.360	195	34.158	184		14	1:34.591	23.960	137	37.080	197	33.551	193	
5	1:35.433	24.021	136	37.357	196	34.055	191		15	1:34.730	23.898	137	37.038	198	33.794	183	
6	1:35.256	23.905	135	37.284	195	34.067	183		16	1:36.167	23.768	135	37.067	203	35.332	194	
7	1:35.709	23.981	136	37.374	196	34.354	193		17	1:35.135	24.160	134	37.117	199	33.858	190	
8	1:35.271	24.228	137	37.217	196	33.826	190		18	1:34.876	23.831	136	37.221	195	33.824	183	
9	1:34.903	23.867	137	37.132	196	33.904	192		19	1:34.781	23.950	136	37.035	198	33.796	200	
10	1:34.928	23.930	137	37.126	196	33.872	192										

7 Fernandez Wahbeh, VEN									theoretical besttime: 1:34.920								
1	1:42.912	30.579	133	37.830	193	34.503	188		11	1:35.203	23.996	135	37.278	195	33.929	189	
2	1:36.427	24.459	135	37.575	194	34.393	189		12	1:35.617	24.242	133	37.353	196	34.022	192	
3	1:36.109	24.358	135	37.485	194	34.266	189		13	1:35.242	24.159	135	37.260	195	33.823	192	
4	1:35.747	24.196	135	37.409	195	34.142	190		14	1:35.216	24.191	133	37.162	196	33.863	192	
5	1:35.561	24.089	134	37.272	194	34.200	190		15	1:35.377	24.215	135	37.145	196	34.017	191	
6	1:35.431	24.078	134	37.358	195	33.995	191		16	1:35.372	24.143	135	37.139	196	34.090	191	
7	1:35.545	24.109	135	37.351	194	34.085	190		17	1:35.475	24.145	134	37.324	196	34.006	190	
8	1:35.466	24.112	135	37.365	195	33.989	190		18	1:35.299	24.015	135	37.206	195	34.078	192	
9	1:35.315	24.011	135	37.287	195	34.017	191		19	1:35.389	23.994	134	37.103	196	34.292	169	
10	1:35.395	24.123	134	37.183	195	34.089	190										

Italian F4 Championship by Abarth

Sector List Race 3

Provisional



Misano World Circuit, Length: 4226m

Air temperature: 18.18°C

Track temperature: 15°C

Weather condition: Dry

Sunday, April 02, 2017 17:10:00

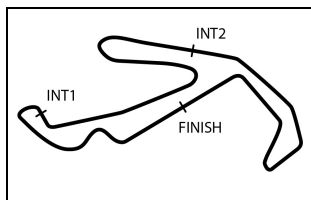
Lap	Time	SE1	SP1	SE2	SP2	SE3	SP3	TSP	Lap	Time	SE1	SP1	SE2	SP2	SE3	SP3	TSP
8 Soderstrom, SWE									theoretical besttime: 1:35.709								
1	1:49.352	35.233	128	38.882	200	35.237	193		11	1:36.391	24.578	132	37.486	195	34.327	192	
2	1:38.445	25.344	130	37.987	199	35.114	187		12	1:36.075	24.420	133	37.404	196	34.251	190	
3	2:20.914	25.080	136	39.151	193	1:16.683			13	1:37.194	24.761	119	37.914	199	34.519	191	
4	1:58.479	45.483	131	38.209	194	34.787	190		14	1:36.299	24.523	134	37.466	196	34.310	190	
5	1:37.040	24.721	134	37.708	194	34.611	190		15	1:36.512	24.638	132	37.503	196	34.371	191	
6	1:36.360	24.445	136	37.509	194	34.406	191		16	1:35.850	24.357	135	37.386	195	34.107	192	
7	1:36.447	24.335	134	37.551	194	34.561	189		17	1:36.017	24.352	134	37.267	196	34.398	188	
8	1:36.502	24.500	134	37.471	195	34.531	191		18	1:36.119	24.411	135	37.417	196	34.291	192	
9	1:36.792	24.551	133	37.516	198	34.725	188		19	1:35.948	24.336	135	37.398	197	34.214	192	
10	1:36.569	24.683	133	37.505	195	34.381	190										

9 Armstrong, NZL									theoretical besttime: 1:35.037								
1	1:43.893	31.735	134	37.780	194	34.378	189		10	1:35.418	24.131	136	37.211	196	34.076	190	
2	1:36.195	24.394	137	37.567	196	34.234	192		11	1:35.352	24.097	136	37.337	198	33.918	188	
3	1:36.135	24.389	135	37.509	197	34.237	188		12	1:35.529	24.088	136	37.275	197	34.166	190	
4	1:35.900	24.336	135	37.446	198	34.118	190		13	1:35.589	24.383	137	37.383	198	33.823	192	
5	1:35.737	24.217	136	37.403	197	34.117	192		14	1:35.102	24.072	136	37.213	197	33.817	192	
6	1:35.517	24.222	136	37.354	196	33.941	191		15	1:35.110	24.009	136	37.231	197	33.870	192	
7	1:35.713	24.216	136	37.409	196	34.088	191		16	1:36.667	24.122	136	37.394	197	35.151	188	
8	1:35.474	24.100	136	37.227	198	34.147	190		17		24.520	126	38.199	197			
9	1:35.397	24.158	136	37.253	197	33.986	190										

11 Lorandi, ITA									theoretical besttime: 1:34.730								
1	2:28.752	37.745	132	39.716	192	1:11.291			10	1:35.613	24.154	134	37.506	195	33.953	183	
2	1:55.678	42.966	134	38.071	193	34.641	181		11	1:35.106	24.038	136	37.208	198	33.860	184	
3	1:44.791	24.390	135	37.659	193	42.742			12	1:35.046	24.096	137	37.136	196	33.814	195	
4	2:13.681	42.800	135	44.761	50	46.120	180		13	1:34.962	24.054	136	37.211	199	33.697	187	
5	1:36.040	24.475	138	37.408	195	34.157	191		14	1:35.610	23.973	136	37.318	198	34.319	186	
6	1:36.652	24.373	135	37.237	194	35.042	190		15	1:35.182	24.072	136	37.083	198	34.027	183	
7	1:36.326	24.229	136	37.346	195	34.751	193		16	1:35.771	24.225	136	37.353	200	34.193	196	
8	1:35.199	24.177	136	37.157	194	33.865	186		17	1:35.881	24.146	137	37.233	201	34.502	195	
9	1:34.927	24.052	137	37.060	197	33.815	184		18	1:35.820	24.148	134	37.245	199	34.427	183	

15 Maini, IND									theoretical besttime: 1:34.907								
1	1:44.816	32.287	130	37.936	195	34.593	188		10	1:35.218	24.101	133	37.216	197	33.901	191	
2	1:36.275	24.410	134	37.526	195	34.339	188		11	1:35.445	24.203	133	37.287	197	33.955	191	
3	1:36.021	24.271	133	37.448	196	34.302	189		12	1:35.265	24.058	133	37.271	198	33.936	193	
4	1:35.768	24.353	133	37.459	196	33.956	190		13	1:37.356	24.611	133	38.494	194	34.251	191	
5	1:35.729	24.268	133	37.407	196	34.054	190		14	1:35.173	24.209	133	37.186	197	33.778	192	
6	1:35.549	24.266	133	37.338	196	33.945	192		15	1:35.046	23.943	135	37.208	197	33.895	191	
7	1:35.504	24.101	133	37.371	196	34.032	190		16	1:35.359	24.062	134	37.283	196	34.014	192	
8	1:35.533	24.180	133	37.348	196	34.005	191		17		24.224	133	37.813	193			
9	1:35.366	24.166	134	37.339	197	33.861	191										

16 Van Uitert, NLD									theoretical besttime: 1:35.147								
1	1:46.151	33.067	121	38.736	196	34.348	190		11	1:35.542	24.208	132	37.400	197	33.934	191	
2	1:36.917	24.752	131	37.975	196	34.190	192		12	1:36.105	24.142	134	37.456	196	34.507	190	
3	1:37.796	24.944	132	37.906	200	34.946	191		13	1:35.733	24.434	134	37.302	196	33.997	189	
4	1:36.580	24.505	129	37.936	197	34.139	191		14	1:36.005	24.230	134	37.438	195	34.337	190	
5	1:36.343	24.393	131	37.661	196	34.289	191		15	1:35.674	24.234	134	37.178	197	34.262	192	
6	1:35.768	24.155	134	37.564	197	34.049	190		16	1:35.627	24.107	132	37.394	196	34.126	191	
7	1:35.801	24.274	133	37.482	196	34.045	190		17	1:35.738	24.043	134	37.324	196	34.371	190	
8	1:35.695	24.100	133	37.481	196	34.114	190		18	1:35.524	24.141	133	37.229	195	34.154	190	
9	1:35.727	24.060	131	37.494	197	34.173	190		19	1:35.420	24.089	133	37.170	197	34.161	192	
10	1:35.789	24.192	132	37.427	196	34.170	190										



Italian F4 Championship by Abarth

Sector List Race 3

Provisional



Misano World Circuit, Length: 4226m

Air temperature: 18.18°C

Track temperature: 15°C

Weather condition: Dry

MISANO 2017

Sunday, April 02, 2017 17:10:00

Lap	Time	SE1	SP1	SE2	SP2	SE3	SP3	TSP	Lap	Time	SE1	SP1	SE2	SP2	SE3	SP3	TSP
18 Carrara, ARG									theoretical besttime: 1:35.439								
1	1:51.011	36.209	126	38.966	199	35.836	189		10	1:37.360	24.960	132	37.831	195	34.569	189	
2	1:59.766	31.230	108	39.716	193	48.820			11	1:36.800	24.706	130	37.643	197	34.451	190	
3	2:49.776	1:25.520	130	38.203	192	46.053			12	1:35.490	24.145	133	37.255	195	34.090	190	
4	1:57.530	44.708	127	38.141	194	34.681	188		13	1:35.706	24.094	132	37.435	196	34.177	190	
5	1:36.536	24.512	133	37.615	195	34.409	189		14	1:35.762	24.147	132	37.401	195	34.214	188	
6	1:36.373	24.438	132	37.633	196	34.302	189		15	1:35.905	24.183	133	37.426	194	34.296	190	
7	1:36.422	24.271	132	37.446	197	34.705	186		16	1:36.227	24.161	133	37.562	195	34.504	189	
8	1:36.178	24.470	131	37.412	196	34.296	190		17	1:36.619	24.260	133	37.479	194	34.880	190	
9	1:36.017	24.312	133	37.314	197	34.391	192		18	1:36.537	24.227	133	37.607	194	34.703	188	

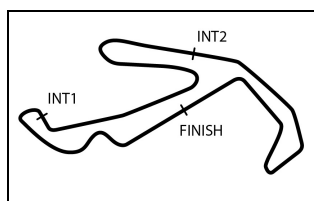
19 Bianchi, CHE									theoretical besttime: 1:35.637							
1	1:50.455	34.961	125	39.566	196	35.928	190		11	1:36.924	24.329	132	37.880	194	34.715	190
2	1:38.174	25.362	129	38.143	197	34.669	192		12	1:35.862	24.380	132	37.360	196	34.122	190
3	1:38.067	26.036	132	37.538	198	34.493	189		13	1:35.760	24.207	133	37.411	193	34.142	190
4	1:36.820	24.977	131	37.663	194	34.180	190		14	1:35.754	24.202	132	37.477	196	34.075	189
5	1:36.358	24.452	133	37.610	196	34.296	190		15	1:36.363	24.287	130	37.859	195	34.217	189
6	1:35.938	24.355	133	37.371	197	34.212	190		16	1:36.143	24.278	133	37.582	195	34.283	188
7	1:36.241	24.437	133	37.585	195	34.219	191		17	1:36.164	24.305	133	37.487	194	34.372	189
8	1:37.304	24.266	132	37.438	197	35.600	187		18	1:36.057	24.246	133	37.512	193	34.299	190
9	1:35.854	24.258	132	37.490	195	34.106	190		19	1:36.468	24.368	132	37.640	194	34.460	188
10	1:36.324	24.428	133	37.392	194	34.504	189									

24 Dell Accio, ITA									theoretical besttime: 1:37.158							
1	1:52.971	36.984	128	39.425	193	36.562	186		11	1:38.147	25.000	131	38.465	198	34.682	197
2	1:40.945	26.301	128	39.087	193	35.557	190		12	1:38.046	24.881	131	37.832	195	35.333	183
3	1:39.238	25.565	130	38.548	196	35.125	194		13	1:37.703	25.021	133	37.794	194	34.888	188
4	1:38.636	25.165	131	38.260	195	35.211	195		14	1:37.697	24.851	136	37.975	194	34.871	188
5	1:37.994	24.929	132	38.212	197	34.853	195		15	1:37.955	24.897	132	37.952	194	35.106	188
6	1:38.258	25.304	130	38.188	196	34.766	195		16	1:37.773	24.820	132	38.011	193	34.942	188
7	1:37.794	24.959	135	38.035	195	34.800	195		17	1:37.773	24.775	133	38.002	193	34.996	187
8	1:37.802	25.176	132	37.908	196	34.718	193		18	1:37.904	24.856	134	38.104	191	34.944	189
9	1:37.709	25.259	136	37.861	195	34.589	197		19	1:38.265	24.845	134	38.164	194	35.256	194
10	1:37.942	24.924	132	38.034	196	34.984	196									

27 Malvestiti, ITA									theoretical besttime: 1:35.275							
1	1:49.517	34.750	131	39.548	193	35.219	189		11	1:35.682	24.200	134	37.387	196	34.095	193
2	1:38.537	25.422	130	38.244	197	34.871	193		12	1:35.454	24.063	134	37.264	197	34.127	192
3	1:37.979	25.574	133	38.076	196	34.329	191		13	1:35.686	24.245	134	37.394	195	34.047	191
4	1:36.110	24.323	133	37.344	198	34.443	190		14	1:35.456	24.193	135	37.315	197	33.948	192
5	1:36.619	24.553	132	37.779	197	34.287	189		15	1:35.616	24.239	134	37.327	197	34.050	190
6	1:35.920	24.338	134	37.404	197	34.178	190		16	1:35.953	24.167	134	37.339	197	34.447	191
7	1:36.093	24.387	133	37.433	198	34.273	190		17	1:36.268	24.520	131	37.524	197	34.224	192
8	1:36.679	24.465	133	37.405	197	34.809	191		18	1:35.763	24.255	134	37.325	198	34.183	192
9	1:35.749	24.280	135	37.430	196	34.039	192		19	1:36.009	24.316	133	37.286	197	34.407	191
10	1:35.666	24.145	134	37.356	196	34.165	190									

28 Ghiretti, FRA									theoretical besttime: 1:36.897							
1	1:49.939	35.659	130	38.910	198	35.370	189		10	1:38.301	25.859	132	37.998	194	34.444	188
2	1:38.592	25.297	131	38.157	197	35.138	190		11	1:37.418	24.782	132	38.165	194	34.471	189
3	1:45.993	28.203	122	41.026	194	36.764	186		12	1:37.727	24.890	133	37.992	193	34.845	188
4	1:43.221	26.452	127	39.725	192	37.044	185		13	1:40.640	24.787	133	40.519	166	35.334	189
5	2:55.550	26.857	123	39.582	194	1:49.111			14	1:37.082	24.592	134	37.861	194	34.629	188
6	2:00.286	47.060	130	38.427	193	34.799	186		15	1:37.382	24.798	132	37.972	194	34.612	189
7	1:51.767	24.931	133	38.057	193	48.779			16	1:41.753	25.003	131	41.566	195	35.184	155
8	1:57.587	44.512	131	38.289	192	34.786	188		17	1:38.432	25.454	132	37.973	194	35.005	188
9	1:37.550	24.791	134	38.101	193	34.658	188									





Italian F4 Championship by Abarth

Sector List Race 3

Provisional



MISANO 2017

Misano World Circuit, Length: 4226m

Air temperature: 18.18°C

Track temperature: 15°C

Weather condition: Dry

Sunday, April 02, 2017 17:10:00

Lap	Time	SE1	SP1	SE2	SP2	SE3	SP3	TSP	Lap	Time	SE1	SP1	SE2	SP2	SE3	SP3	TSP
36	Lavigna, ITA	theoretical besttime: 1:35.582															
1	1:50.628	35.930	129	39.145	198	35.553	190		11	1:36.070	24.118	135	37.783	193	34.169	193	
2	2:27.853	26.377	109	43.842	179	1:17.634			12	1:35.787	24.046	136	37.559	195	34.182	196	
3	1:56.632	43.041	130	38.533	190	35.058	184		13	1:35.857	24.157	136	37.487	196	34.213	194	
4	1:36.722	24.290	136	37.859	192	34.573	193		14	1:35.866	24.162	133	37.548	195	34.156	192	
5	1:36.527	24.373	133	37.738	193	34.416	195		15	1:36.524	24.573	131	37.466	197	34.485	191	
6	1:36.643	24.375	135	37.799	192	34.469	196		16	1:36.333	24.468	135	37.522	194	34.343	190	
7	1:36.221	24.179	136	37.780	194	34.262	195		17	1:35.819	24.117	135	37.484	196	34.218	191	
8	1:36.191	24.237	136	37.654	193	34.300	197		18	1:35.818	24.037	134	37.556	197	34.225	194	
9	1:36.006	24.256	136	37.562	195	34.188	196		19	1:35.948	24.258	137	37.494	195	34.196	191	
10	1:36.135	24.238	137	37.818	195	34.079	195										

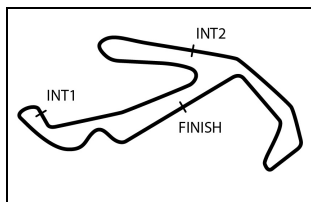
42	Petrov, RUS	theoretical besttime: 1:34.705															
1	1:46.710	32.715	131	39.431	191	34.564	192		11	1:35.402	24.211	138	37.317	197	33.874	192	
2	1:37.178	24.523	138	38.262	198	34.393	192		12	1:35.179	24.048	136	37.207	198	33.924	193	
3	1:36.667	24.384	136	37.764	200	34.519	193		13	1:35.347	24.151	137	37.290	197	33.906	192	
4	1:36.116	24.413	134	37.509	198	34.194	190		14	1:34.937	24.047	137	37.058	199	33.832	192	
5	1:35.560	24.372	138	37.304	197	33.884	190		15	1:35.127	24.080	137	37.209	199	33.838	192	
6	1:35.146	24.097	136	37.138	199	33.911	192		16	1:35.266	24.298	137	37.120	200	33.848	193	
7	1:35.472	24.159	137	37.270	199	34.043	196		17	1:35.617	24.264	137	37.181	203	34.172	194	
8	1:35.676	24.364	136	37.322	199	33.990	192		18	1:34.863	24.129	137	37.010	200	33.724	195	
9	1:35.197	24.147	136	37.126	197	33.924	194		19	1:34.786	24.039	137	36.942	200	33.805	193	
10	1:35.304	24.098	136	37.196	197	34.010	192										

44	Vips, EST	theoretical besttime:															
1																	

45	Rodriguez Wright, GUA	theoretical besttime: 1:35.033															
1	1:48.036	33.622	128	38.571	197	35.843	188		11	1:35.510	24.099	136	37.363	197	34.048	192	
2	1:37.639	25.191	134	37.650	199	34.798	195		12	1:35.466	24.141	136	37.286	197	34.039	188	
3	1:37.419	25.248	134	37.616	199	34.555	192		13	1:35.256	24.085	135	37.206	197	33.965	190	
4	1:36.857	24.770	131	37.818	199	34.269	190		14	1:35.033	24.009	136	37.082	198	33.942	193	
5	1:36.198	24.534	134	37.521	197	34.143	192		15	1:36.159	24.274	135	37.628	196	34.257	190	
6	1:35.941	24.303	137	37.383	199	34.255	193		16	1:35.534	24.208	134	37.261	196	34.065	190	
7	1:37.100	25.003	135	37.637	194	34.460	193		17	1:35.842	24.206	136	37.181	197	34.455	188	
8	1:36.439	24.498	133	37.845	197	34.096	194		18	1:35.569	24.078	136	37.314	194	34.177	190	
9	1:35.595	24.255	135	37.262	199	34.078	190		19	1:35.633	24.079	136	37.344	196	34.210	190	
10	1:35.580	24.214	134	37.388	197	33.978	190										

51	Festante, ITA	theoretical besttime: 1:35.365															
1	1:48.178	34.000	129	39.156	198	35.022	191		11	1:35.580	24.313	138	37.202	198	34.065	189	
2	1:38.287	26.057	134	37.941	198	34.289	189		12	1:35.649	24.358	137	37.329	198	33.962	190	
3	1:36.993	24.711	135	37.528	202	34.754	189		13	1:35.463	24.307	136	37.096	198	34.060	190	
4	1:36.839	24.627	136	37.726	201	34.486	191		14	1:35.559	24.418	136	37.113	198	34.028	190	
5	1:36.183	24.883	136	37.256	200	34.044	193		15	1:35.942	24.321	137	37.484	199	34.137	191	
6	1:36.018	24.612	136	37.266	199	34.140	188		16	1:36.562	24.503	137	37.476	201	34.583	191	
7	1:36.978	24.964	136	37.424	201	34.590	193		17	1:36.022	24.630	136	37.288	198	34.104	189	
8	1:36.580	24.509	135	37.815	199	34.256	188		18	1:35.974	24.360	136	37.258	200	34.356	191	
9	1:35.784	24.404	136	37.235	200	34.145	190		19	1:35.939	24.325	136	37.158	199	34.456	190	
10	1:35.748	24.366	138	37.361	198	34.021	190										

55	Branquinho, BRA	theoretical besttime: 1:37.167															
1	1:50.065	35.513	129	39.377	201	35.175	197		6	1:37.254	24.578	135	37.969	196	34.707	188	
2	1:38.161	25.417	136	38.086	200	34.658	193		7	1:37.447	24.603	136	38.224	193	34.620	188	
3	1:51.142	37.192	121	39.018	196	34.932	188		8	1:37.847	24.634	135	38.019	194	35.194	173	
4	1:37.829	24.600	136	37.972	197	35.257	183		9	1:42.857	25.836	131	40.232	188	36.789	178	
5	1:37.676	24.776	136	38.068	193	34.832	188		10	2:20.502	25.572	131	40.216	183	1:14.714		



Italian F4 Championship by Abarth

Sector List Race 3

Provisional



MISANO 2017

Misano World Circuit, Length: 4226m

Air temperature: 18.18°C

Track temperature: 15°C

Weather condition: Dry

Sunday, April 02, 2017 17:10:00

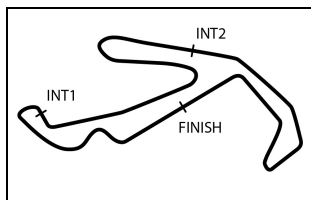
Lap	Time	SE1	SP1	SE2	SP2	SE3	SP3	TSP	Lap	Time	SE1	SP1	SE2	SP2	SE3	SP3	TSP
68 Correa Juan, USA									theoretical besttime: 1:34.724								
1	1:47.662	32.933	126	39.126	195	35.603	189		10	1:35.340	24.186	137	37.259	195	33.895	190	
2	1:37.509	24.662	137	37.763	194	35.084	192		11	1:35.275	24.127	137	37.302	195	33.846	186	
3	1:37.496	25.056	136	37.751	196	34.689	188		12	1:34.931	23.989	138	37.155	194	33.787	192	
4	1:36.217	24.622	136	37.506	197	34.089	191		13	1:35.157	24.129	138	37.250	195	33.778	191	
5	1:35.660	24.251	135	37.259	197	34.150	190		14	1:35.398	24.046	139	37.332	196	34.020	187	
6	1:37.236	24.285	135	37.376	200	35.575	187		15	1:34.809	23.891	138	37.161	194	33.757	190	
7	1:53.971	27.424	87	40.337	195	46.210			16	1:35.401	24.149	136	37.242	195	34.010	189	
8	3:10.477	1:58.105	134	37.873	192	34.499	187		17	1:35.589	24.082	137	37.177	194	34.330	191	
9	1:35.955	24.381	135	37.498	194	34.076	187		18	1:34.978	23.971	137	37.076	195	33.931	187	

74 Fittipaldi, BRA									theoretical besttime: 1:35.211								
1	1:45.612	32.472	133	38.559	194	34.581	188		11	1:35.653	24.235	135	37.416	196	34.002	190	
2	1:37.230	24.645	136	38.042	193	34.543	188		12	1:35.450	24.225	135	37.285	196	33.940	189	
3	1:37.174	24.596	135	38.010	192	34.568	185		13	1:35.642	24.210	135	37.344	195	34.088	190	
4	1:37.154	25.130	133	37.810	196	34.214	191		14	1:35.416	24.107	135	37.372	195	33.937	189	
5	1:35.749	24.231	137	37.399	197	34.119	191		15	1:36.287	24.196	135	37.415	196	34.676	191	
6	1:36.057	24.218	136	37.609	196	34.230	190		16	1:35.672	24.057	136	37.395	194	34.220	190	
7	1:35.668	24.240	135	37.455	196	33.973	191		17	1:35.901	24.199	136	37.556	194	34.146	189	
8	1:35.320	23.989	136	37.349	196	33.982	190		18	1:35.903	24.245	135	37.432	193	34.226	190	
9	1:35.532	24.081	136	37.409	196	34.042	187		19	1:35.976	24.161	135	37.479	192	34.336	190	
10	1:35.732	24.106	135	37.532	194	34.094	188										

80 Drugovich, BRA									theoretical besttime: 1:35.036								
1	1:43.234	30.965	134	37.780	196	34.489	191		11	1:35.384	24.169	136	37.224	198	33.991	192	
2	1:36.551	24.605	135	37.444	197	34.502	191		12	1:35.489	24.211	135	37.111	199	34.167	191	
3	1:36.036	24.402	135	37.326	198	34.308	191		13	1:35.469	24.211	135	37.229	198	34.029	192	
4	1:35.711	24.261	134	37.339	198	34.111	193		14	1:35.298	24.254	136	37.075	198	33.969	193	
5	1:35.550	24.226	134	37.184	198	34.140	191		15	1:35.428	24.215	137	37.174	198	34.039	191	
6	1:35.572	24.349	135	37.248	198	33.975	193		16	1:35.396	24.324	136	37.130	198	33.942	193	
7	1:35.497	24.073	135	37.278	198	34.146	191		17	1:35.252	24.199	136	37.138	198	33.915	193	
8	1:35.556	24.180	135	37.266	198	34.110	191		18	1:35.435	24.252	136	37.048	198	34.135	193	
9	1:35.417	24.250	134	37.194	198	33.973	193		19	1:35.275	24.178	136	37.087	198	34.010	193	
10	1:35.265	24.156	135	37.137	198	33.972	192										

82 Venditti, ITA									theoretical besttime: 1:37.087								
1	1:52.235	36.582	124	39.133	194	36.520	183		11	1:37.269	24.539	135	38.005	192	34.725	193	
2	1:40.574	25.536	132	39.310	191	35.728	198		12	1:45.543	24.741	132	37.823	193	42.979	194	
3	1:39.612	25.546	134	38.814	191	35.252	196		13	1:38.719	25.312	136	38.392	193	35.015	194	
4	1:38.611	25.057	135	38.428	192	35.126	194		14	1:38.205	24.880	131	38.223	193	35.102	197	
5	1:37.993	25.006	131	38.160	192	34.827	197		15	1:38.880	25.313	132	38.279	192	35.288	195	
6	1:38.221	25.004	132	38.230	190	34.987	202		16	1:38.410	25.165	128	38.208	191	35.037	192	
7	1:37.862	24.803	136	38.197	191	34.862	195		17	1:38.170	25.004	134	38.038	193	35.128	193	
8	1:37.867	24.997	139	38.078	193	34.792	196		18	1:38.541	25.064	138	38.314	191	35.163	190	
9	1:37.795	24.670	137	38.125	191	35.000	196		19	1:38.826	24.856	137	38.234	191	35.736	192	
10	1:38.040	24.899	131	38.204	192	34.937	197										

83 Moreira-Laliberte, CDN									theoretical besttime: 1:35.009								
1	1:47.919	33.277	130	38.997	190	35.645	188		11	1:35.219	24.110	135	37.182	197	33.927	192	
2	1:37.647	25.054	134	37.373	198	35.220	189		12	1:35.102	24.076	135	37.130	197	33.896	191	
3	1:37.236	24.953	134	37.553	201	34.730	192		13	1:35.622	24.214	135	37.254	198	34.154	190	
4	1:36.749	24.725	135	37.894	198	34.130	192		14	1:35.458	24.116	135	37.037	199	34.305	190	
5	1:35.733	24.340	135	37.392	197	34.001	190		15	1:38.646	24.830	134	39.048	200	34.768	193	
6	1:36.721	24.413	134	37.488	197	34.820	187		16	1:36.485	24.542	134	37.553	198	34.390	191	
7	1:36.868	24.842	134	37.755	196	34.271	190		17	1:35.684	24.341	135	37.351	197	33.992	192	
8	1:35.807	24.556	134	37.348	197	33.903	190		18	1:35.324	24.182	135	37.125	197	34.017	192	
9	1:35.347	24.203	135	37.207	197	33.937	191		19	1:35.622	24.358	135	37.250	197	34.014	192	
10	1:35.362	24.139	135	37.215	196	34.008	191										



Italian F4 Championship by Abarth

Sector List Race 3

Provisional



MISANO 2017

Misano World Circuit, Length: 4226m

Air temperature: 18.18°C

Track temperature: 15°C

Weather condition: Dry

Sunday, April 02, 2017 17:10:00

Lap	Time	SE1	SP1	SE2	SP2	SE3	SP3	TSP	Lap	Time	SE1	SP1	SE2	SP2	SE3	SP3	TSP
88 Hoogenboom, NLD									theoretical besttime: 1:35.443								
1	1:48.516	34.479	131	39.478	196	34.559	193		11	1:36.329	24.367	135	37.721	197	34.241	196	
2	1:39.338	25.949	131	37.999	198	35.390	189		12	1:36.015	24.347	134	37.544	197	34.124	192	
3	1:37.373	24.921	138	38.227	196	34.225	189		13	1:36.143	24.332	133	37.626	195	34.185	190	
4	1:36.520	24.680	134	37.441	196	34.399	190		14	1:35.859	24.249	136	37.409	194	34.201	190	
5	1:36.438	24.645	135	37.593	196	34.200	191		15	1:35.846	24.189	134	37.590	195	34.067	190	
6	1:35.870	24.314	135	37.449	197	34.107	192		16	1:35.896	24.085	136	37.481	194	34.330	189	
7	1:36.335	24.408	132	37.513	198	34.414	190		17	1:35.782	24.004	135	37.390	194	34.388	189	
8	2:22.861	24.324	134	37.687	188	1:20.850			18	1:35.525	24.007	134	37.372	194	34.146	190	
9	1:57.348	43.559	133	38.287	193	35.502	192		19	1:36.252	24.251	135	37.496	195	34.505	188	
10	1:36.644	24.707	136	37.464	198	34.473	193										