



Italian F4 Championship by Abarth

Sector List Free Practice 1

Provisional



Misano World Circuit, Length: 4226m

Air temperature: 21.08°C

Track temperature: 21.5°C

Weather condition: Dry

Friday, March 31, 2017 11:35:00

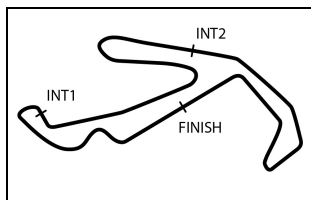
Lap	Time	SE1	SP1	SE2	SP2	SE3	SP3	TSP	Lap	Time	SE1	SP1	SE2	SP2	SE3	SP3	TSP
3 Gachot, GBR									theoretical besttime: 1:36.766								
1	2:01.356	41.446	111	42.510	188	37.400	183		12	4:37.241	3:23.447	123	38.659	191	35.135	187	
2	1:43.611	27.256	124	39.950	188	36.405	180		13	1:37.843	24.911	134	38.171	195	34.761	187	
3	1:40.126	25.821	125	38.770	193	35.535	187		14	1:37.598	24.949	132	37.990	195	34.659	188	
4	1:39.423	25.500	130	38.626	192	35.297	187		15	1:37.313	24.737	134	37.838	196	34.738	188	
5	1:38.982	25.328	130	38.426	194	35.228	189		16	1:37.952	24.859	130	37.813	195	35.280	190	
6	1:38.686	25.499	131	38.180	194	35.007	188		17	1:36.943	24.726	131	37.647	196	34.570	188	
7	1:59.710	25.002	130	37.977	196	56.731	53		18	1:36.961	24.803	134	37.570	196	34.588	190	
8	3:49.028	1:03.460	59	1:41.820	54	1:03.748	186		19	1:37.320	24.723	129	38.090	196	34.507	190	
9	1:38.895	25.279	130	38.774	195	34.842	188		20	1:37.143	24.804	133	37.866	196	34.473	190	
10	1:38.239	25.279	132	38.101	194	34.859	189		21	1:37.151	24.734	131	37.774	196	34.643	188	
11	1:50.621	25.077	131	38.154	194	47.390											

Lap	Time	SE1	SP1	SE2	SP2	SE3	SP3	TSP	Lap	Time	SE1	SP1	SE2	SP2	SE3	SP3	TSP
4 Flörsch, DEU									theoretical besttime: 1:35.674								
1	48.286					48.286			11	1:57.921	25.116	134	37.435	195	55.370		
2	6:21.293	54.392	100	48.794	140	4:38.107			12	3:34.269							
3	2:28.409	51.777	114	45.578	154	51.054	185		13	1:59.288	46.334	130	38.514	195	34.440	190	
4	1:41.226	25.881	128	39.979	195	35.366	186		14	1:36.082	24.389	135	37.426	196	34.267	189	
5	2:30.954	24.694	135	38.038	196	1:28.222	54		15	1:35.926	24.456	135	37.324	196	34.146	191	
6	2:58.374	1:04.288	57	1:10.821	194	43.265	185		16	1:35.975	24.316	136	37.461	197	34.198	188	
7	1:37.280	24.808	134	37.866	196	34.606	189		17	1:36.032	24.458	134	37.360	196	34.214	192	
8	1:36.574	24.609	134	37.551	196	34.414	190		18	1:35.682	24.303	136	37.332	197	34.047	190	
9	1:36.363	24.462	134	37.583	196	34.318	190		19	1:36.214	24.356	136	37.561	195	34.297	190	
10	1:35.995	24.422	135	37.447	197	34.126	192										

Lap	Time	SE1	SP1	SE2	SP2	SE3	SP3	TSP	Lap	Time	SE1	SP1	SE2	SP2	SE3	SP3	TSP
5 Zendeli, DEU									theoretical besttime: 1:35.913								
1	2:44.552	1:09.447	97	49.928	148	45.177	146		10	1:36.181	24.504	134	37.518	197	34.159	190	
2	4:59.509	33.299	116	42.680	180	3:43.530			11	6:42.731	24.483	135	37.709	197	5:40.539		
3	2:03.415	46.720	112	40.494	191	36.201	183		12	1:59.584	43.867	126	39.344	193	36.373	190	
4	1:38.382	25.262	131	38.169	197	34.951	188		13	1:36.369	24.592	134	37.493	197	34.284	191	
5	2:33.156	24.888	135	47.270	133	1:20.998	52		14	1:36.043	24.385	135	37.492	198	34.166	191	
6	2:58.180	1:05.940	56	1:03.820	192	48.420	188		15	1:36.108	24.324	134	37.530	198	34.254	188	
7	1:37.791	25.107	133	38.048	196	34.636	190		16	1:36.232	24.487	135	37.451	198	34.294	193	
8	1:37.090	24.852	135	37.498	198	34.740	192		17	1:36.187	24.558	134	37.430	199	34.199	190	
9	1:37.169	24.979	134	37.874	197	34.316	189										

Lap	Time	SE1	SP1	SE2	SP2	SE3	SP3	TSP	Lap	Time	SE1	SP1	SE2	SP2	SE3	SP3	TSP
6 Colombo, ITA									theoretical besttime: 1:35.467								
1	2:38.224	1:13.984	106	44.533	174	39.707	179		10	1:36.311	24.361	135	37.271	199	34.679	185	
2	1:42.692	27.110	125	39.566	194	36.016	180		11	1:35.704	24.326	135	37.296	193	34.082	184	
3	4:26.074	25.288	133	38.021	198	3:22.765			12	6:18.589	24.335	135	37.196	198	5:17.058		
4	1:59.461	45.098	131	38.808	175	35.555	183		13	1:56.088	43.778	132	37.861	193	34.449	186	
5	2:08.025	24.603	135	37.281	198	1:06.141	53		14	1:36.280	24.283	136	37.439	196	34.558	180	
6	3:42.588	1:07.440	54	1:55.045	57	40.103	181		15	1:36.436	24.661	133	37.641	198	34.134	192	
7	1:38.137	25.054	132	38.385	199	34.698	183		16	1:35.726	24.356	135	37.251	196	34.119	190	
8	1:37.022	24.775	123	37.983	198	34.264	182		17	1:46.072	26.353	120	43.896	148	35.823	183	
9	1:35.676	24.462	133	37.187	198	34.027	183		18	1:35.638	24.293	134	37.348	194	33.997	192	

Lap	Time	SE1	SP1	SE2	SP2	SE3	SP3	TSP	Lap	Time	SE1	SP1	SE2	SP2	SE3	SP3	TSP
7 Fernandez Wahbeh, VEN									theoretical besttime: 1:35.378								
1	2:35.757	1:13.424	102	44.797	185	37.536	183		11	1:35.859	24.319	134	37.400	197	34.140	190	
2	1:42.501	27.287	110	39.929	191	35.285	188		12	5:14.695	24.383	135	37.362	197	4:12.950		
3	4:44.759	25.171	131	38.006	195	3:41.582			13	1:57.787	45.603	124	37.898	195	34.286	189	
4	1:56.957	43.918	133	38.296	195	34.743	190		14	1:35.773	24.375	134	37.314	196	34.084	190	
5	2:01.157	24.655	134	37.549	196	58.953	54		15	1:35.561	24.256	134	37.266	197	34.039	191	
6	3:36.275	1:05.261	54	1:54.188	131	36.826	191		16	1:35.406	24.284	135	37.174	197	33.948	192	
7	1:37.306	25.004	134	37.584	199	34.718	192		17	1:43.582	24.409	134	43.748	170	35.425	188	
8	1:36.650	24.735	132	37.659	196	34.256	191		18	1:35.487	24.290	135	37.243	197	33.954	188	
9	1:35.872	24.387	134	37.415	196	34.070	189		19		24.352	134	37.656	197			
10	1:35.772	24.450	135	37.308	197	34.014	190										



Italian F4 Championship by Abarth

Sector List Free Practice 1

Provisional



Misano World Circuit, Length: 4226m

Air temperature: 21.08°C

Track temperature: 21.5°C

Weather condition: Dry

Friday, March 31, 2017 11:35:00

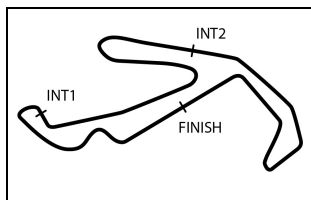
Lap	Time	SE1	SP1	SE2	SP2	SE3	SP3	TSP	Lap	Time	SE1	SP1	SE2	SP2	SE3	SP3	TSP
8 Soderstrom, SWE									theoretical besttime: 1:36.232								
1	39.250					39.250			11	1:36.707	24.831	134	37.540	197	34.336	190	
2	2:23.699	54.015	108	47.729	164	41.955	170		12	4:11.800	24.823	134	37.623	197	3:09.354		
3	4:16.672	27.835	119	41.164	190	3:07.673			13	2:04.179	47.044	124	40.950	139	36.185	190	
4	2:06.921	45.848	126	42.303	150	38.770	190		14	1:37.022	24.861	134	37.677	197	34.484	190	
5	1:39.074	25.302	132	38.051	196	35.721	188		15	1:36.606	24.823	133	37.465	196	34.318	190	
6	2:29.750	24.966	136	37.885	196	1:26.899	55		16	1:36.681	24.731	135	37.585	196	34.365	190	
7	3:01.205	1:04.360	59	1:19.403	145	37.442	190		17	1:36.389	24.668	135	37.454	197	34.267	191	
8	1:37.874	25.282	134	37.919	197	34.673	190		18	1:36.528	24.625	135	37.413	197	34.490	189	
9	1:40.340	25.319	119	40.478	197	34.543	191		19	1:36.271	24.600	134	37.365	197	34.306	191	
10	1:36.891	24.791	134	37.585	197	34.515	187		20	1:36.457	24.668	136	37.405	196	34.384	193	

9 Armstrong, NZL									theoretical besttime: 1:35.108								
1	2:37.841	54.660	99	45.034	185	58.147			11	1:51.555	24.364	137	37.164	198	50.027		
2	4:41.002	3:23.771	120	41.107	189	36.124	181		12	5:33.851	4:08.552	113	50.420	187	34.879	189	
3	1:38.514	25.280	134	38.491	193	34.743	189		13	1:35.591	24.218	138	37.381	196	33.992	187	
4	1:37.189	24.686	137	37.704	196	34.799	188		14	1:35.911	24.173	138	37.469	198	34.269	188	
5	2:13.620	24.430	136	37.414	195	1:11.776	52		15	1:35.423	24.203	138	37.269	196	33.951	193	
6	3:42.284	1:05.096	55	1:46.239	57	50.949	187		16	1:35.500	24.421	136	37.227	197	33.852	190	
7	1:36.562	24.630	137	37.460	195	34.472	189		17	1:35.637	24.105	138	37.151	196	34.381	188	
8	1:36.136	24.336	136	37.571	195	34.229	189		18	1:35.326	24.178	137	37.171	196	33.977	188	
9	1:35.815	24.266	138	37.499	196	34.050	188		19	1:35.329	24.126	137	37.256	195	33.947	193	
10	1:35.666	24.290	137	37.340	197	34.036	190										

11 Lorandi, ITA									theoretical besttime: 1:35.458								
1	2:41.973	1:14.346	100	46.316	169	41.311	169		11	1:36.234	24.525	134	37.464	196	34.245	182	
2	1:44.377	27.429	124	40.743	184	36.205	190		12	1:51.515	24.540	134	37.492	196	49.483	181	
3	3:48.683	25.203	135	38.128	195	2:45.352			13	4:16.631	24.808	133	37.924	192	3:13.899		
4	1:55.355	41.877	128	38.676	193	34.802	184		14	2:08.781	56.861	134	37.736	196	34.184	188	
5	1:37.113	24.896	133	37.821	196	34.396	181		15	1:36.004	24.494	135	37.452	199	34.058	196	
6	4:01.723	30.811	53	1:47.519	44	1:43.393	132		16	1:35.700	24.403	136	37.207	198	34.090	183	
7	1:38.154	25.934	133	37.933	195	34.287	195		17	1:35.645	24.329	135	37.290	197	34.026	183	
8	1:36.509	24.764	136	37.474	194	34.271	182		18	1:35.534	24.383	136	37.229	196	33.922	184	
9	1:36.816	24.679	133	37.548	195	34.589	183		19	1:35.668	24.352	138	37.295	199	34.021	189	
10	1:36.909	24.616	136	37.953	194	34.340	183										

15 Maini, IND									theoretical besttime: 1:35.431								
1	2:33.009	1:03.843	98	47.753	162	41.413	167		11	1:48.298	24.492	132	37.568	196	46.238		
2	1:49.274	29.884	115	42.129	177	37.261	175		12	4:33.396	3:21.076	130	37.922	194	34.398	188	
3	1:39.342	25.495	132	38.333	195	35.514	178		13	1:36.268	24.453	134	37.501	196	34.314	188	
4	1:38.549	25.432	133	38.099	196	35.018	174		14	1:35.504	24.122	134	37.334	196	34.048	190	
5	1:55.236	29.857	112	43.171	160	42.208	173		15	1:35.451	24.105	134	37.354	196	33.992	189	
6	1:54.950	30.550	108	46.422	140	37.978	187		16	1:35.934	24.341	133	37.409	197	34.184	190	
7	2:34.749	24.457	134	44.038	131	1:26.254			17	1:38.942	24.157	134	37.391	196	37.394	188	
8	5:03.235	3:50.095	133	38.552	194	34.588	187		18	1:39.470	24.264	134	38.125	152	37.081	189	
9	1:39.679	26.936	131	37.972	196	34.771	187		19	1:35.875	24.177	134	37.611	196	34.087	190	
10	1:36.308	24.440	133	37.489	195	34.379	189										

16 Van Uitert, NLD									theoretical besttime: 1:35.855								
1	2:31.087	1:00.189	97	48.535	178	42.363	154		10	1:38.694	24.906	131	38.688	191	35.100	184	
2	2:00.600	33.218	103	47.084	173	40.298	171		11	1:37.981	24.676	130	38.189	191	35.116	183	
3	1:47.751	29.090	118	40.990	187	37.671	173		12	1:38.728	24.809	130	39.298	191	34.621	185	
4	1:41.903	26.949	126	39.348	189	35.606	182		13	1:37.528	24.638	131	38.217	190	34.673	183	
5	1:52.590	29.120	107	45.459	162	38.011	184		14	1:37.589	24.665	132	38.302	190	34.622	185	
6	1:51.240	25.215	131	38.818	181	47.207			15	1:47.885	24.837	131	38.277	190	44.771		
7	6:09.446	4:54.452	125	39.923	188	35.071	183		16	6:07.308	4:54.992	129	38.099	192	34.217	190	
8	1:38.349	25.087	130	38.417	190	34.845	183		17	1:36.156	24.579	134	37.394	197	34.183	191	
9	1:38.079	24.835	130	38.316	189	34.928	183		18	1:35.890	24.614	133	37.234	196	34.042	192	



Italian F4 Championship by Abarth

Sector List Free Practice 1

Provisional



Misano World Circuit, Length: 4226m

Air temperature: 21.08°C

Track temperature: 21.5°C

Weather condition: Dry

Friday, March 31, 2017 11:35:00

Lap	Time	SE1	SP1	SE2	SP2	SE3	SP3	TSP	Lap	Time	SE1	SP1	SE2	SP2	SE3	SP3	TSP
18 Carrara, ARG									theoretical besttime: 1:36.433								
1	2:45.659	1:08.922	101	52.336	130	44.401	154		10	1:36.858	24.518	132	37.664	197	34.676	184	
2	1:52.490	31.050	118	42.444	190	38.996	175		11	1:44.329	25.025	130	39.536	165	39.768	188	
3	1:44.033	27.305	123	40.229	191	36.499	180		12	1:36.804	24.733	132	37.686	196	34.385	188	
4	1:48.328	29.022	110	42.454	191	36.852	187		13	1:36.684	24.513	132	37.630	198	34.541	192	
5	1:39.020	25.434	129	38.549	193	35.037	189		14	1:45.539	25.419	115	43.325	170	36.795	188	
6	1:37.417	25.050	130	37.832	195	34.535	188		15	1:36.810	24.715	132	37.733	195	34.362	189	
7	2:27.179	24.678	133	38.823	180	1:23.678			16	1:36.817	24.639	131	37.825	195	34.353	190	
8	4:24.762	3:09.124	119	40.488	194	35.150	188		17	1:56.428	25.636	122	39.389	194	51.403		
9	1:36.897	24.759	132	37.848	195	34.290	190		18	6:56.987	5:42.376	131	39.788	191	34.823	188	

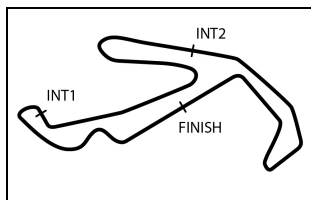
Lap	Time	SE1	SP1	SE2	SP2	SE3	SP3	TSP	Lap	Time	SE1	SP1	SE2	SP2	SE3	SP3	TSP
19 Bianchi, CHE									theoretical besttime: 1:36.097								
1	2:33.688	1:04.911	99	47.193	158	41.584	175		10	1:38.200	25.195	125	37.849	198	35.156	190	
2	1:46.436	28.582	123	41.470	181	36.384	183		11	1:39.266	24.638	129	39.132	184	35.496	190	
3	1:40.587	25.424	129	39.574	192	35.589	187		12	1:36.721	24.631	132	37.527	198	34.563	190	
4	1:38.304	25.153	132	38.216	194	34.935	187		13	1:36.930	24.836	132	37.610	195	34.484	189	
5	1:37.682	24.588	133	37.854	194	35.240	188		14	1:36.520	24.506	132	37.526	197	34.488	190	
6	1:40.856	25.218	130	40.884	195	34.754	189		15	1:36.484	24.667	131	37.534	197	34.283	189	
7	2:05.588	24.634	131	37.624	195	1:03.330			16	1:36.097	24.387	133	37.446	197	34.264	190	
8	4:54.096	3:40.314	124	38.853	191	34.929	188		17	1:49.879	24.451	133	37.495	195	47.933		
9	1:36.698	24.498	133	37.710	197	34.490	190										

Lap	Time	SE1	SP1	SE2	SP2	SE3	SP3	TSP	Lap	Time	SE1	SP1	SE2	SP2	SE3	SP3	TSP
24 Dell Accio, ITA									theoretical besttime: 1:44.470								
1	3:20.115	1:52.562	98	44.966	187	42.587	178		4	1:45.450	26.816	128	40.331	183	38.303	173	
2	1:51.029	29.598	115	41.655	189	39.776	188		5		28.098	123	39.351	193			
3	1:46.515	27.391	122	40.403	189	38.721	185										

Lap	Time	SE1	SP1	SE2	SP2	SE3	SP3	TSP	Lap	Time	SE1	SP1	SE2	SP2	SE3	SP3	TSP
27 Malvestiti, ITA									theoretical besttime: 1:35.893								
1	2:31.064	1:01.969	104	47.656	176	41.439	178		12	5:23.776	4:10.927	130	38.253	192	34.596	189	
2	1:46.023	28.243	116	40.618	191	37.162	186		13	1:36.306	24.467	133	37.548	195	34.291	189	
3	1:40.115	25.766	128	39.237	196	35.112	185		14	1:36.318	24.329	133	37.547	197	34.442	190	
4	1:44.754	29.919	100	40.091	195	34.744	188		15	1:36.388	24.519	134	37.632	197	34.237	190	
5	1:37.778	25.431	133	37.929	197	34.418	190		16	1:36.993	24.438	134	37.555	195	35.000	188	
6	1:36.662	24.371	134	37.767	195	34.524	190		17	1:39.727	27.645	130	37.683	197	34.399	190	
7	2:05.647	24.673	119	42.483	196	58.491	55		18	1:36.301	24.480	134	37.501	196	34.320	190	
8	3:36.869	1:05.367	54	1:54.399	133	37.103	188		19	1:36.044	24.398	134	37.525	196	34.121	192	
9	1:37.164	24.593	129	38.282	196	34.289	190		20	1:36.162	24.458	132	37.443	197	34.261	190	
10	1:36.866	24.464		38.009	198	34.393	190		21		24.657	132	37.504	196			
11	1:47.944	24.474	132	37.613	197	45.857											

Lap	Time	SE1	SP1	SE2	SP2	SE3	SP3	TSP	Lap	Time	SE1	SP1	SE2	SP2	SE3	SP3	TSP
28 Ghiretti, FRA									theoretical besttime: 1:37.404								
1	42.090					42.090			10	1:38.890	25.075	133	38.994	196	34.821	186	
2	3:08.901	1:41.832	101	46.859	190	40.210	158		11	1:38.789	24.899	133	39.007	197	34.883	195	
3	1:45.989	27.809	128	40.920	193	37.260	181		12	1:37.617	24.713	134	38.145	194	34.759	192	
4	1:42.325	26.598	130	39.800	195	35.927	188		13	1:38.096	24.989	134	38.191	193	34.916	192	
5	1:38.912	25.486	133	38.372	195	35.054	190		14	1:38.289	24.886	135	38.792	196	34.611	189	
6	1:38.163	24.972	136	38.177	194	35.014	188		15	1:38.374	24.907	135	38.135	195	35.332	190	
7	11:00.721	25.051	133	39.208	161	9:56.462			16	1:38.386	25.184	134	38.542	197	34.660	188	
8	2:20.546	1:01.237	122	42.103	147	37.206	185		17	1:38.015	24.983	135	38.080	193	34.952	188	
9	1:38.469	25.123	133	38.285	194	35.061	193		18		25.293	132	43.598	185			

Lap	Time	SE1	SP1	SE2	SP2	SE3	SP3	TSP	Lap	Time	SE1	SP1	SE2	SP2	SE3	SP3	TSP
36 Lavigna, ITA									theoretical besttime: 1:36.268								
1	2:52.824			2:11.022	181	41.802	161		10	1:37.941	24.706	134	38.058	196	35.177	197	
2	1:49.884				168	37.769	185		11	1:36.598	24.593	135	37.652	196	34.353	195	
3	1:46.550				147	39.632	174		12	1:36.743	24.568	133	37.561	196	34.614	196	
4	1:38.584				196	34.891	175		13	1:36.690	24.542	134	37.671	194	34.477	196	
5	1:37.576				194	34.747	180		14	1:36.621	24.387	131	37.851	194	34.383	196	
6	1:36.978	24.623	136	37.803	194	34.552	194		15	1:36.356	24.354	133	37.619	194	34.383	196	
7	2:23.347	24.619	134	37.672	196	1:21.056			16	7:33.694	6:09.950	88	43.911	182	39.833	173	
8	4:48.274	3:23.024	133	44.492	149	40.758	195		17	1:43.451	26.672	122	40.174	194	36.605	190	
9	1:41.157	26.821	128	39.610	193	34.726	195		18	1:44.508	28.489	121	39.597	193	36.422	187	



Italian F4 Championship by Abarth

Sector List Free Practice 1

Provisional



MISANO 2017

Misano World Circuit, Length: 4226m

Air temperature: 21.08°C

Track temperature: 21.5°C

Weather condition: Dry

Friday, March 31, 2017 11:35:00

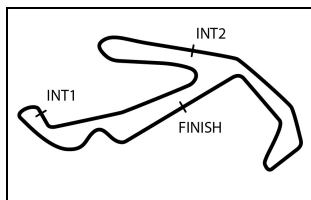
Lap	Time	SE1	SP1	SE2	SP2	SE3	SP3	TSP	Lap	Time	SE1	SP1	SE2	SP2	SE3	SP3	TSP
42 Petrov, RUS									theoretical besttime: 1:35.259								
1	2:23.462	1:05.459	116	41.252	193	36.751	185		11	1:36.089	24.515	136	37.379	196	34.195	189	
2	1:38.565	25.197	132	38.219	197	35.149	189		12	1:35.896	24.288	136	37.543	197	34.065	190	
3	1:36.884	24.797	134	37.625	197	34.462	191		13	1:35.663	24.323	136	37.330	198	34.010	193	
4	1:37.398	24.994	135	38.093	197	34.311	191		14	1:35.567	24.287	136	37.231	197	34.049	190	
5	1:35.997	24.419	134	37.435	199	34.143	195		15	1:35.658	24.201	136	37.277	196	34.180	192	
6	1:35.808	24.415	135	37.263	197	34.130	190		16	1:37.535	25.354	132	38.021	197	34.160	190	
7	1:54.684	24.405	136	37.290	197	52.989	53		17	1:35.889	24.263	136	37.346	197	34.280	190	
8	3:48.639	1:03.464	57	1:42.068	51	1:03.107	190		18	1:35.483	24.323	136	37.183	197	33.977	190	
9	1:46.291	25.057	133	37.612	196	43.622			19	1:35.442	24.337	137	37.230	197	33.875	188	
10	6:04.139	4:52.126	134	37.809	198	34.204	189		20	1:35.959	24.322	137	37.245	197	34.392	192	

44 Vips, EST									theoretical besttime: 1:35.458								
1	2:25.352	51.505	109	43.369	179	50.478			9	1:44.262	24.534	135	37.477	196	42.251	187	
2	4:48.605	3:22.447	125	40.598	188	45.560	188		10	1:44.529	24.396	137	37.313	197	42.820		
3	1:37.329	24.966	135	38.014	196	34.349	191		11	7:06.184	5:50.056	112	41.883	196	34.245	191	
4	1:38.595	24.600	133	38.752	173	35.243	186		12	1:35.754	24.425	135	37.331	197	33.998	190	
5	1:56.121	24.732	135	37.410	196	53.979	55		13	1:35.821	24.355	134	37.403	194	34.063	193	
6	3:58.646	1:06.288	55	1:46.588	55	1:05.770	186		14	1:35.692	24.395	136	37.338	195	33.959	189	
7	1:36.738	24.652	137	37.654	195	34.432	188		15	1:45.315	24.236	136	37.263	196	43.816		
8	1:36.126	24.506	135	37.489	195	34.131	190										

45 Rodriguez Wright, GUA									theoretical besttime: 1:35.856								
1	2:44.185	1:18.978	105	44.339	187	40.868	182		11	1:36.439	24.590	134	37.585	197	34.264	190	
2	1:52.598	26.545	127	40.493	197	45.560			12	1:36.255	24.655	135	37.424	197	34.176	191	
3	2:47.212	1:33.723	130	38.499	195	34.990	186		13	1:36.095	24.494	134	37.416	198	34.185	190	
4	1:37.514	25.011	133	37.913	196	34.590	188		14	1:36.219	24.534	134	37.459	197	34.226	191	
5	1:37.077	24.982	134	37.633	197	34.462	190		15	1:36.158	24.553	136	37.298	198	34.307	191	
6	2:13.749	24.707	134	37.445	198	1:11.597	51		16	1:36.114	24.651	135	37.318	200	34.145	190	
7	3:56.210	1:08.360	55	1:55.924	51	51.926			17	1:36.419	24.576	134	37.561	198	34.282	193	
8	2:44.868	1:31.770	121	38.330	197	34.768	187		18	1:36.448	24.568	134	37.591	197	34.289	189	
9	1:37.982	25.317	131	37.753	198	34.912	190		19	1:36.086	24.413	135	37.392	198	34.281	189	
10	1:37.030	24.911	132	37.695	196	34.424	190		20	1:45.534	24.544	134	37.374	200	43.616		

46 Auricchio, ITA									theoretical besttime: 1:36.374								
1	2:44.649	1:10.200	103	49.964	144	44.485	159		11	3:58.534	24.878	134	37.809	195	2:55.847		
2	1:50.864	28.091	116	44.372	160	38.401	164		12	2:11.527	47.899	115	44.825	160	38.803	179	
3	1:43.647	26.185	133	40.766	172	36.696	192		13	1:39.580	26.359	133	38.491	193	34.730	189	
4	1:37.981	24.809	136	38.231	196	34.941	179		14	1:37.329	25.056	134	37.798	198	34.475	190	
5	1:38.070	24.961	135	38.064	197	35.045	190		15	1:36.776	24.774	134	37.615	198	34.387	179	
6	1:38.096	24.911	136	38.009	198	35.176	193		16	1:36.816	24.710	133	37.690	192	34.416	178	
7	5:30.592	24.738	135	37.874	197	4:27.980			17	1:36.718	24.721	135	37.656	195	34.341	194	
8	1:58.316	44.976	129	38.590	193	34.750	190		18	1:36.573	24.629	134	37.557	197	34.387	194	
9	1:37.196	24.720	133	37.960	192	34.516	194		19	1:36.705	24.725	134	37.732	197	34.248	179	
10	1:37.043	24.704	134	37.884	196	34.455	190		20	1:36.635	24.569	133	37.618	197	34.448	180	

51 Festante, ITA									theoretical besttime: 1:35.877								
1	2:59.836	1:28.691	113	42.461	192	48.684			11	1:36.354	24.387	136	37.623	198	34.344	190	
2	2:15.350	59.273	124	40.026	192	36.051	184		12	1:36.539	24.581	135	37.474	198	34.484	190	
3	1:42.005	26.024	129	38.836	197	37.145	184		13	1:36.743	24.483	136	37.856	198	34.404	188	
4	1:38.275	25.276	134	38.177	196	34.822	188		14	1:36.158	24.569	137	37.223	198	34.366	192	
5	1:37.030	24.795	135	37.705	197	34.530	187		15	1:36.074	24.421	135	37.367	197	34.286	188	
6	1:36.694	24.623	136	37.670	198	34.401	189		16	1:36.849	24.961	136	37.348	198	34.540	190	
7	3:59.217	31.019	56	1:48.920	54	1:39.278			17	1:36.416	24.551	137	37.430	197	34.435	190	
8	5:01.260	3:47.796	129	38.557	196	34.907	187		18	1:36.099	24.532	136	37.300	198	34.267	190	
9	1:37.149	24.918	136	37.555	197	34.676	190		19	1:36.578	24.735	136	37.526	197	34.317	193	
10	1:36.616	24.732	134	37.615	198	34.269	190		20	1:36.914	24.808	135	37.721	197	34.385	191	



Italian F4 Championship by Abarth

Sector List Free Practice 1

Provisional



Misano World Circuit, Length: 4226m

Air temperature: 21.08°C

Track temperature: 21.5°C

Weather condition: Dry

Friday, March 31, 2017 11:35:00

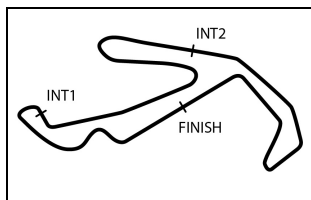
Lap	Time	SE1	SP1	SE2	SP2	SE3	SP3	TSP	Lap	Time	SE1	SP1	SE2	SP2	SE3	SP3	TSP
55 De Castro Branquinho, BRA									theoretical besttime: 1:36.566								
1	2:43.188	1:20.226	107	42.353	174	40.609	181		8	1:37.061	24.770	137	37.796	195	34.495	181	
2	1:43.948	26.848	125	40.904	192	36.196	180		9	1:37.966	24.936	136	38.265	193	34.765	180	
3	1:53.749	25.465	134	38.504	195	49.780			10	1:36.918	24.822	135	37.690	194	34.406	181	
4	7:06.257	5:13.917	123	39.642	191	1:12.698			11	1:39.121	25.049	134	37.801	197	36.271	192	
5	9:47.421	8:32.736	128	39.267	196	35.418	179		12	1:36.602	24.627	135	37.726	197	34.249	181	
6	1:37.930	24.921	134	38.424	197	34.585	181		13	1:36.792	24.809	135	37.718	196	34.265	190	
7	1:37.814	24.915	134	38.107	198	34.792	180		14	1:51.647	24.876	128	38.813	196	47.958		

68 Corraera Juan, USA									theoretical besttime: 1:35.518								
1	2:35.216	56.075	113	43.180	190	55.961			11	1:35.738	24.381	137	37.390	198	33.967	188	
2	3:17.122	2:02.645	132	39.333	190	35.144	188		12	1:51.208	24.328	138	37.343	196	49.537		
3	1:39.169	24.773	137	39.128	192	35.268	188		13	5:48.913	4:28.749	129	44.014	156	36.150	190	
4	1:37.147	24.783	138	37.883	196	34.481	188		14	1:35.737	24.347	138	37.396	197	33.994	190	
5	1:36.564	24.729	136	37.510	196	34.325	188		15	1:35.698	24.242	138	37.461	196	33.995	188	
6	2:12.977	24.535	137	37.401	195	1:11.041	52		16	1:35.783	24.393	138	37.406	197	33.984	193	
7	3:36.715	1:07.238	54	1:52.527	105	36.950	188		17	1:35.920	24.420	137	37.457	197	34.043	192	
8	1:36.874	24.774	138	37.772	196	34.328	188		18	1:35.584	24.243	137	37.309	196	34.032	190	
9	1:36.274	24.647	137	37.456	196	34.171	189		19	1:35.705	24.302	137	37.320	197	34.083	189	
10	1:36.352	24.414	137	37.805	195	34.133	190										

74 Fittipaldi, BRA									theoretical besttime: 1:35.741								
1	2:39.403	1:02.625	110	42.242	191	54.536			11	1:36.700	24.615	134	37.573	198	34.512	190	
2	4:04.983	2:48.108	121	40.169	190	36.706	181		12	1:52.449	25.084	130	38.018	196	49.347		
3	1:39.774	25.746	132	38.960	191	35.068	187		13	4:50.778	3:21.954	130	41.816	146	47.008	183	
4	1:37.929	25.118	131	38.134	194	34.677	190		14	1:40.419	26.773	132	38.939	196	34.707	189	
5	1:37.041	24.816	132	37.666	195	34.559	190		15	1:36.763	24.775	135	37.546	195	34.442	189	
6	4:06.792	26.391	106	1:42.868	55	1:57.533	87		16	1:36.268	24.530	134	37.433	197	34.305	191	
7	1:40.794	27.622	131	38.347	194	34.825	189		17	1:36.282	24.601	133	37.342	197	34.339	192	
8	1:38.851	24.809	134	38.112	182	35.930	191		18	1:35.741	24.377	136	37.289	196	34.075	191	
9	1:36.717	24.593	134	37.587	197	34.537	190		19	1:56.786	24.870	134	40.398	197	51.518		
10	1:36.570	24.576	135	37.617	197	34.377	189										

80 Drugovich, BRA									theoretical besttime: 1:36.007								
1	2:11.729	50.473	106	43.482	176	37.774	173		12	1:36.762	24.762	132	37.710	197	34.290	190	
2	1:42.401	26.646	128	40.208	189	35.547	187		13	1:47.170	24.676	134	37.573	196	44.921		
3	1:38.869	25.448	132	38.341	195	35.080	188		14	3:42.229	2:29.434	130	38.365	195	34.430	190	
4	1:38.278	25.401	129	38.096	195	34.781	188		15	1:36.350	24.477	135	37.502	196	34.371	190	
5	1:37.815	25.169	130	37.911	195	34.735	188		16	1:36.264	24.628	133	37.470	196	34.166	191	
6	1:37.491	25.034	131	37.817	195	34.640	190		17	1:36.064	24.518	135	37.404	196	34.142	190	
7	2:15.643	24.693	132	38.989	155	1:11.961	54		18	1:36.547	24.559	133	37.502	195	34.486	186	
8	3:43.032	1:07.842	54	1:47.898	54	47.292	189		19	1:36.446	24.645	134	37.601	196	34.200	191	
9	1:37.554	25.013	132	37.920	197	34.621	185		20	1:36.116	24.461	135	37.469	195	34.186	190	
10	1:36.924	24.837	133	37.551	197	34.536	190		21	1:47.160	24.696	133	40.621	172	41.843	191	
11	1:36.713	24.822	132	37.526	196	34.365	190		22	1:37.262	24.636	135	37.800	194	34.826	177	

82 Venditti, ITA									theoretical besttime: 1:37.877								
1	2:45.776			2:05.182	189	40.594	180		10	1:41.182	27.006	127	38.993	194	35.183	189	
2	1:46.148				192	37.031	173		11	1:39.159	25.757	129	38.337	196	35.065	195	
3	1:42.253	26.555	129	39.421	190	36.277	193		12	1:38.442	24.888	138	38.446	194	35.108	194	
4	1:39.882				194	35.397	193		13	1:38.615	25.079	130	38.547	195	34.989	196	
5	1:40.259				193	36.053	194		14	1:39.123	25.223	124	38.713	194	35.187	194	
6	1:39.876				193	36.188	193		15	1:52.981	25.145	135	38.333	194	49.503		
7	2:23.515	25.399	135	38.244	194	1:19.872			16	6:51.957	5:37.990	132	38.798	194	35.169	190	
8	4:54.726	3:39.738	124	39.361	193	35.627	193		17	1:38.859	25.090	134	38.130	194	35.639	195	
9	1:39.373	25.109	135	39.144	192	35.120	196		18	1:38.182	25.083	134	38.240	196	34.859	196	



Italian F4 Championship by Abarth

Sector List Free Practice 1

Provisional



MISANO 2017

Misano World Circuit, Length: 4226m

Air temperature: 21.08°C

Track temperature: 21.5°C

Weather condition: Dry

Friday, March 31, 2017 11:35:00

Lap	Time	SE1	SP1	SE2	SP2	SE3	SP3	TSP	Lap	Time	SE1	SP1	SE2	SP2	SE3	SP3	TSP
83 Moreira-Laliberte, CDN									theoretical besttime: 1:36.293								
1	1:59.956	40.477	108	41.398	187	38.081	179		12	1:37.073	24.826	131	37.782	195	34.465	189	
2	1:42.915	27.180	127	39.436	188	36.299	187		13	1:36.896	24.678	132	37.876	196	34.342	188	
3	1:39.658	25.717	132	38.593	194	35.348	187		14	1:53.278	24.875	131	37.735	196	50.668		
4	1:39.853	25.908	130	38.713	195	35.232	188		15	3:50.869	2:37.920	126	38.182	196	34.767	189	
5	1:39.319	25.288	132	38.579	196	35.452	188		16	1:36.432	24.571	132	37.563	196	34.298	190	
6	1:38.599	25.278	132	38.267	195	35.054	189		17	1:36.742	24.668	133	37.664	196	34.410	189	
7	2:00.495	25.872	133	38.096	195	56.527	55		18	1:36.956	24.693	132	37.676	195	34.587	186	
8	3:52.094	1:03.015	59	1:41.402	58	1:07.677	185		19	1:36.949	24.902	132	37.636	196	34.411	188	
9	1:38.503	25.697	131	38.035	196	34.771	189		20	1:36.869	24.582	132	37.648	195	34.639	188	
10	1:38.048	25.459	131	37.880	197	34.709	188		21	1:37.054	24.535	133	37.460	196	35.059	190	
11	1:37.339	25.092	131	37.625	197	34.622	189		22	1:36.591	24.565	132	37.591	195	34.435	189	

Lap	Time	SE1	SP1	SE2	SP2	SE3	SP3	TSP	Lap	Time	SE1	SP1	SE2	SP2	SE3	SP3	TSP
88 Hoogenboom, NLD									theoretical besttime: 1:36.432								
1	2:46.964	1:23.089	117	43.996	177	39.879	161		10	1:37.031	24.866	133	37.667	196	34.498	176	
2	1:45.198	29.020	132	40.200	189	35.978	186		11	1:36.983	24.824	134	37.787	197	34.372	178	
3	1:40.877				195	35.127	196		12	1:37.010	24.700	135	37.686	196	34.624	177	
4	1:38.353				194	34.954	195		13	1:36.449	24.511	134	37.561	196	34.377	178	
5	1:38.215				196	35.475	198		14	8:16.751	7:00.444	132	39.963	191	36.344	154	
6	1:37.410	24.962	133	37.688	196	34.760	192		15	1:40.957	25.977	134	38.746	195	36.234	157	
7	6:51.616		132	38.416	194	34.908	180		16	1:37.895	25.317	134	37.952	196	34.626	189	
8	1:37.452	24.930	133	37.945	195	34.577	175		17	1:36.760	24.705	134	37.549	195	34.506	194	
9	1:36.918	24.752	133	37.618	196	34.548	177										