

Italian F4 Championship by Abarth

Sector List Free Practice 2

Provisional



Misano World Circuit, Length: 4226m

Air temperature: 27.25°C

Track temperature: 27.9°C

Weather condition: Dry

Friday, March 31, 2017 16:55:00

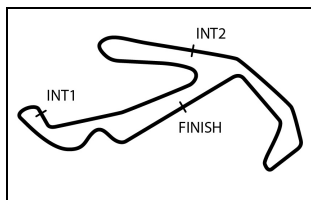
Lap	Time	SE1	SP1	SE2	SP2	SE3	SP3	TSP	Lap	Time	SE1	SP1	SE2	SP2	SE3	SP3	TSP
3 Gachot, GBR									theoretical besttime: 1:36.153								
1	1:58.830	43.267	113	39.837	187	35.726	182		13	1:36.836	24.680	133	37.705	194	34.451	188	
2	1:39.934	26.200	129	38.563	192	35.171	186		14	1:36.567	24.610	134	37.600	197	34.357	189	
3	1:38.006	25.250	130	38.095	192	34.661	187		15	1:36.919	24.568	134	37.887	194	34.464	188	
4	1:37.769	24.875	133	37.903	193	34.991	185		16	1:42.564	24.565	133	43.516	196	34.483	183	
5	1:38.806	25.034	132	37.832	193	35.940	188		17	1:36.420	24.646	135	37.532	194	34.242	185	
6	1:37.254	24.872	131	37.872	194	34.510	187		18	1:36.403	24.451	135	37.694	195	34.258	190	
7	1:37.188	24.779	131	37.772	194	34.637	185		19	1:36.185	24.482	134	37.530	194	34.173	188	
8	1:37.097	24.874	134	37.803	193	34.420	188		20	1:36.438	24.450	135	37.661	194	34.327	188	
9	1:49.481	24.709	135	37.826	188	46.946			21	1:36.368	24.581	134	37.553	194	34.234	188	
10	3:40.169	2:23.655	117	40.219	189	36.295	183		22	1:36.648	24.576	136	37.669	195	34.403	188	
11	1:39.302	25.738	129	38.586	189	34.978	188		23	1:36.404	24.516	134	37.557	195	34.331	188	
12	1:36.853	24.821	133	37.683	194	34.349	188		24		24.531	134	37.628	195			

4 Flörsch, DEU									theoretical besttime: 1:35.021								
1	1:04.237					1:04.237			13	1:35.986	24.388	135	37.380	196	34.218	188	
2	2:11.337	48.218	99	45.136	186	37.983	177		14	1:35.726	24.428	134	37.393	196	33.905	194	
3	1:41.942	26.482	127	39.603	185	35.857	181		15	1:37.020	24.396	135	37.467	197	35.157	190	
4	1:38.905	25.446	131	38.496	187	34.963	186		16	1:36.283	24.383	131	37.904	197	33.996	190	
5	1:36.876	24.654	134	37.794	194	34.428	188		17	1:35.288	24.207	135	37.228	196	33.853	193	
6	1:36.330	24.522	134	37.518	194	34.290	187		18	1:35.391	24.000	136	37.280	196	34.111	189	
7	1:36.354	24.409	135	37.659	195	34.286	189		19	1:35.372	24.134	135	37.258	196	33.980	189	
8	1:36.018	24.343	134	37.522	195	34.153	189		20	1:35.117	24.001	135	37.176	196	33.940	190	
9	1:49.613	24.460	134	37.477	197	47.676			21	1:35.258	24.148	136	37.215	196	33.895	189	
10	2:43.844								22	1:35.173	24.143	135	37.185	197	33.845	193	
11	2:17.174	52.655	111	45.908	137	38.611	173		23	1:35.675	24.081	136	37.177	197	34.417	190	
12	1:42.442	25.806	134	40.432	171	36.204	188		24		31.607	100	55.101	92			

5 Zendeli, DEU									theoretical besttime: 1:35.136								
1	2:30.269	1:10.993	118	41.735	183	37.541	183		11	1:38.717	24.939	134	39.428	193	34.350	189	
2	1:38.337	25.120	131	38.137	197	35.080	187		12	1:35.527	24.182	135	37.406	196	33.939	190	
3	1:37.225	24.968	131	37.774	195	34.483	188		13	1:35.567	24.236	135	37.312	195	34.019	190	
4	1:36.561	24.659	132	37.687	195	34.215	190		14	1:35.225	24.153	135	37.162	197	33.910	190	
5	1:36.180	24.544	133	37.511	198	34.125	190		15	1:35.307	24.215	134	37.242	196	33.850	190	
6	1:35.997	24.482	134	37.414	196	34.101	190		16	1:35.734	24.206	134	37.376	196	34.152	189	
7	1:36.127	24.374	134	37.526	196	34.227	189		17	1:35.663	24.301	134	37.377	196	33.985	190	
8	1:36.135	24.385	134	37.565	196	34.185	187		18	1:35.328	24.124	135	37.199	197	34.005	188	
9	9:36.625	24.728	131	37.597	195	8:34.300			19	1:35.499	24.145	135	37.425	196	33.929	190	
10	2:04.298	46.142	118	40.129	180	38.027	183		20	1:35.426	24.175	134	37.369	197	33.882	191	

6 Colombo, ITA									theoretical besttime: 1:34.980								
1	2:39.847	1:11.364	123	39.985	191	48.498			11	1:36.874	24.932	136	37.620	189	34.322	189	
2	3:09.321	1:45.171	131	39.638	169	44.512			12	1:35.057	24.154	136	37.097	197	33.806	190	
3	2:03.192	50.025	132	38.406	192	34.761	187		13	1:35.047	24.090	137	37.155	198	33.802	195	
4	1:36.411	24.593	135	37.478	194	34.340	181		14	1:35.039	24.088	137	37.090	197	33.861	190	
5	1:35.954	24.453	137	37.589	195	33.912	190		15	1:35.379	24.144	136	37.110	194	34.125	182	
6	1:36.303	24.631	133	37.487	195	34.185	190		16	1:40.500	24.106	136	39.046	142	37.348	181	
7	1:35.693	24.261	135	37.376	196	34.056	182		17	1:35.645	24.291	137	37.295	192	34.059	191	
8	8:08.000	24.157	137	37.350	196	7:06.493			18	1:35.225	24.135	136	37.146	194	33.944	182	
9	2:16.127	46.648	113	46.670	145	42.809	186		19		24.095	135	37.342	196			
10	1:41.083	26.033	126	40.930	196	34.120	190										

7 Fernandez Wahbeh, VEN									theoretical besttime: 1:34.867								
1	2:43.961	1:17.295	122	40.721	191	45.945			12	1:35.948	24.485	135	37.355	196	34.108	190	
2	2:55.881	1:31.263	132	39.720	196	44.898			13	1:35.128	24.228	136	37.144	196	33.756	190	
3	2:04.919	52.049	132	38.206	194	34.664	188		14	1:35.310	24.304	135	37.126	196	33.880	190	
4	1:37.054	25.195	133	37.598	194	34.261	188		15	1:35.293	24.202	135	37.222	196	33.869	190	
5	1:36.581	24.842	134	37.528	196	34.211	190		16	1:35.048	24.125	134	37.162	196	33.761	190	
6	1:36.190	24.552	134	37.591	195	34.047	189		17	1:35.078	24.126	135	37.096	196	33.856	192	
7	1:35.864	24.372	135	37.430	196	34.062	189		18	1:43.741	26.421	122	41.699	175	35.621	188	
8	1:35.833	24.276	134	37.410	195	34.147	189		19	1:35.227	24.317	134	37.155	197	33.755	191	
9	1:35.667	24.305	134	37.440	196	33.922	190		20	1:34.915	24.027	135	37.144	197	33.744	190	



Italian F4 Championship by Abarth

Sector List Free Practice 2

Provisional



Misano World Circuit, Length: 4226m

Air temperature: 27.25°C

Track temperature: 27.9°C

Weather condition: Dry

Friday, March 31, 2017 16:55:00

Lap	Time	SE1	SP1	SE2	SP2	SE3	SP3	TSP	Lap	Time	SE1	SP1	SE2	SP2	SE3	SP3	TSP
10	5:59.056	24.279	134	37.538	196	4:57.239			21	1:35.111	24.111	136	37.168	196	33.832	190	
11	2:00.901	46.799	122	39.129	190	34.973	188										

8 Soderstrom, SWE

theoretical besttime: 1:35.817

1	2:42.985	1:20.777	112	43.543	153	38.665	175		12	1:37.246	24.811	124	38.062	197	34.373	190	
2	1:46.390	27.146	128	41.232	166	38.012	188		13	1:39.396	24.565	136	37.603	196	37.228	185	
3	1:40.046	25.623	132	38.455	186	35.968	187		14	1:36.213	24.579	135	37.450	197	34.184	191	
4	4:41.349	25.056	133	38.058	197	3:38.235			15	1:39.651	24.404	134	37.817	189	37.430	192	
5	2:04.508	47.135	121	40.889	188	36.484	188		16	1:35.986	24.535	134	37.341	196	34.110	191	
6	1:37.838	25.159	132	38.117	194	34.562	189		17	1:38.571	24.501	135	37.310	196	36.760	190	
7	1:36.825	24.698	134	37.730	194	34.397	189		18	2:42.384	26.001	130	38.330	196	1:38.053		
8	1:36.699	24.678	134	37.609	194	34.412	188		19	1:58.335	46.316	132	37.809	198	34.210	192	
9	1:36.586	24.755	133	37.602	196	34.229	188		20	1:36.490	24.626	135	37.548	197	34.316	185	
10	1:36.036	24.463	135	37.428	195	34.145	189		21	1:36.170	24.641	135	37.303	197	34.226	190	
11	1:36.311	24.504	135	37.419	196	34.388	189										

9 Armstrong, NZL

theoretical besttime: 1:35.018

1	2:16.787	43.784	120	39.917	188	53.086			12	1:54.934	26.176	119	51.872	147	36.886	187	
2	2:28.466	56.436	132	38.897	187	53.133			13	1:36.291	24.309	138	37.748	192	34.234	189	
3	2:30.436	1:12.461	116	42.559	163	35.416	188		14	1:35.648	24.165	138	37.238	195	34.245	190	
4	1:36.069	24.366	137	37.549	194	34.154	190		15	1:35.301	24.132	138	37.182	196	33.987	189	
5	1:36.019	24.397	136	37.460	195	34.162	187		16	1:35.060	24.011	138	37.206	197	33.843	190	
6	1:35.769	24.257	138	37.465	194	34.047	188		17	1:35.040	24.021	138	37.165	195	33.854	190	
7	1:35.816	24.200	137	37.560	196	34.056	190		18	1:35.368	24.099	138	37.282	197	33.987	190	
8	1:41.217	24.262	137	39.889	184	37.066	190		19	1:39.215	24.118	138	37.374	189	37.723	188	
9	1:35.456	24.140	136	37.384	196	33.932	187		20	1:39.839	24.244	137	40.118	181	35.477	191	
10	1:51.457	24.221	137	37.380	194	49.856			21	1:35.130	24.010	138	37.196	196	33.924	190	
11	5:52.304	4:31.321	119	41.279	149	39.704	186										

11 Lorandi, ITA

theoretical besttime: 1:35.063

1	2:31.265	1:13.157	123	40.926	176	37.182	168		11	1:36.212	24.574	134	37.471	195	34.167	191	
2	2:03.820	25.853	129	42.421	168	55.546			12	1:35.520	24.196	138	37.442	197	33.882	183	
3	2:29.818	1:16.447	133	38.742	190	34.629	184		13	1:35.891	24.228	138	37.345	197	34.318	194	
4	1:36.725	24.649	135	37.756	193	34.320	190		14	1:35.673	24.431	137	37.381	196	33.861	195	
5	1:36.876	24.539	135	37.614	186	34.723	182		15	1:35.205	24.103	136	37.172	198	33.930	183	
6	1:35.997	24.442	136	37.430	198	34.125	181		16	1:50.338	24.311	136	50.628	150	35.399	181	
7	1:36.146	24.567	134	37.530	197	34.049	188		17	1:35.422	24.129	137	37.355	195	33.938	190	
8	1:35.866	24.454	136	37.448	195	33.964	195		18	1:39.025	24.400	134	40.377	181	34.248	182	
9	7:07.920	24.661	133	37.526	195	6:05.733			19	1:38.796	24.030	138	38.939	172	35.827	182	
10	2:03.986	46.704	110	41.974	180	35.308	188		20		24.382	136	37.592	197			

15 Maini, IND

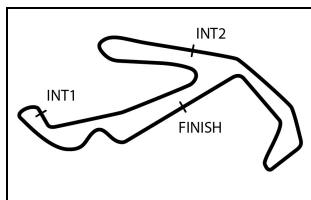
theoretical besttime: 1:35.007

1	2:11.482	54.353	120	40.336	187	36.793	183		12	6:58.448	5:40.566	120	41.194	190	36.688	185	
2	1:37.723	24.911	131	38.152	192	34.660	185		13	1:44.336	27.097	129	40.603	192	36.636	164	
3	1:36.577	24.399	133	37.758	192	34.420	185		14	1:39.690	25.346	131	40.037	191	34.307	188	
4	1:36.234	24.318	134	37.585	194	34.331	188		15	1:38.205	24.974	132	39.143	193	34.088	189	
5	1:36.183	24.384	133	37.591	194	34.208	188		16	1:35.237	24.128	134	37.286	197	33.823	190	
6	1:35.959	24.176	134	37.564	194	34.219	188		17	1:35.627	24.276	132	37.472	195	33.879	188	
7	1:35.843	24.180	134	37.497	195	34.166	188		18	1:35.179	23.960	135	37.444	195	33.775	190	
8	1:35.939	24.278	133	37.657	194	34.004	188		19	1:35.217	23.946	135	37.302	196	33.969	186	
9	1:35.908	24.303	134	37.493	197	34.112	188		20	1:46.209	27.599	128	44.297	189	34.313	189	
10	1:36.200	24.195	134	37.601	193	34.404	186		21	1:35.414	24.015	135	37.457	195	33.942	191	
11	1:57.610	25.193	113	40.303	192	52.114											

16 Van Uiter, NLD

theoretical besttime: 1:35.153

1	2:25.633	49.907	122	41.227	171	54.499			12	1:40.423	25.379	130	40.098	190	34.946	188	
2	2:19.450	1:06.625	131	38.241	192	34.584	188		13	1:41.274	24.375	134	40.330	131	36.569	190	
3	1:36.784	24.472	133	37.692	194	34.620	186		14	1:35.263	23.978	134	37.221	196	34.064	189	
4	1:36.539	24.453	132	37.726	194	34.360	189		15	1:35.261	23.980	135	37.301	196	33.980	190	
5	1:36.045	24.488	132	37.449	194	34.108	189		16	1:37.442	24.119	133	37.343	196	35.980	190	
6	1:36.130	24.323	133	37.757	194	34.050	188		17	1:37.392	24.084	134	37.254	196	36.054	189	
7	1:36.334	24.592	134	37.492	195	34.250	188		18	1:35.601	24.295	134	37.289	196	34.017	190	



Italian F4 Championship by Abarth

Sector List Free Practice 2

Provisional



Misano World Circuit, Length: 4226m

Air temperature: 27.25°C

Track temperature: 27.9°C

Weather condition: Dry

Friday, March 31, 2017 16:55:00

Lap	Time	SE1	SP1	SE2	SP2	SE3	SP3	TSP	Lap	Time	SE1	SP1	SE2	SP2	SE3	SP3	TSP
8	1:35.784	24.245	134	37.482	194	34.057	188		19	1:35.570	24.127	134	37.455	195	33.988	191	
9	1:35.709	24.083	134	37.504	194	34.122	187		20	1:37.366	24.136	134	37.195	198	36.035	140	
10	1:46.642	24.296	133	37.656	194	44.690			21	1:39.114	26.908	131	38.105	195	34.101	189	
11	4:36.658	3:12.164	111	46.131	166	38.363	180		22		24.121	134	37.396	196			

18 Carrara, ARG

theoretical besttime: 1:35.633

1	2:12.363	53.340	118	42.051	187	36.972	183		12	7:08.608	5:46.726	114	44.868	167	37.014	187	
2	1:38.462	25.220	129	38.363	193	34.879	187		13	1:37.098	24.995	132	37.812	193	34.291	189	
3	1:37.701	24.872	132	38.123	193	34.706	188		14	1:35.974	24.338	133	37.485	195	34.151	190	
4	1:36.917	24.637	131	37.931	194	34.349	190		15	1:36.031	24.355	131	37.443	195	34.233	189	
5	1:37.501	24.713	132	37.873	196	34.915	189		16	1:36.068	24.351	132	37.429	196	34.288	190	
6	1:36.571	24.533	132	37.676	196	34.362	189		17	1:35.805	24.307	133	37.341	198	34.157	189	
7	1:36.945	24.568	132	37.650	195	34.727	188		18	1:37.957	24.304	133	37.477	195	36.176	189	
8	1:36.525	24.502	132	37.619	195	34.404	188		19	1:35.912	24.406	133	37.421	195	34.085	190	
9	1:36.837	24.532	131	37.591	195	34.714	187		20	1:36.828	24.222	134	37.847	196	34.759	190	
10	1:36.472	24.385	132	37.592	194	34.495	187		21	1:35.994	24.207	133	37.442	196	34.345	189	
11	1:55.712	25.045	128	38.337	195	52.330											

19 Bianchi, CHE

theoretical besttime: 1:35.772

1	2:12.886	55.106	120	41.337	174	36.443	186		11	1:56.020	24.901	131	38.073	193	53.046		
2	1:38.898	25.240	130	38.537	192	35.121	187		12	9:11.251	7:53.397	111	41.201	188	36.653	181	
3	1:37.697	24.648	131	38.166	194	34.883	186		13	1:42.229	26.798	129	40.761	188	34.670	189	
4	1:37.504	24.626	131	37.924	195	34.954	189		14	1:36.155	24.372	135	37.556	194	34.227	186	
5	1:37.147	24.758	132	37.847	195	34.542	188		15	1:35.975	24.241	135	37.444	194	34.290	188	
6	1:38.438	24.732	134	38.562	175	35.144	188		16	1:35.846	24.173	135	37.451	194	34.222	185	
7	1:36.632	24.532	135	37.659	196	34.441	188		17	1:35.945	24.260	134	37.530	194	34.155	188	
8	1:36.208	24.363	134	37.647	194	34.198	188		18	1:36.041	24.193	133	37.615	196	34.233	188	
9	1:36.785	24.485	132	37.832	193	34.468	189		19	1:37.582	24.249	134	37.750	195	35.583	185	
10	1:36.400	24.405	134	37.689	194	34.306	187		20	1:37.146	24.843	131	37.750	194	34.553	188	

24 Dell Accio, ITA

theoretical besttime: 1:40.437

1	5:58.630	4:35.889	93	43.824	186	38.917	176		9	1:42.430	26.671	126	39.601	192	36.158	190	
2	1:45.333	28.267	117	40.180	190	36.886	183		10	1:43.471	27.917	124	39.660	194	35.894	185	
3	1:43.535	27.119	125	39.532	193	36.884	171		11	1:56.078	27.282	121	39.621	194	49.175		
4	2:01.730	29.346	123	41.639	190	50.745			12	3:54.169	2:36.882	116	40.750	192	36.537	185	
5	8:04.425	6:45.495	111	41.420	191	37.510	171		13	1:42.491	26.181	128	39.348	193	36.962	183	
6	1:42.577	26.842	124	39.622	192	36.113	188		14	1:41.079	26.124	130	39.128	194	35.827	190	
7	1:40.901	25.898	128	39.214	193	35.789	184		15	1:45.380	27.409	123	40.773	196	37.198	184	
8	1:40.483	25.944	126	39.020	193	35.519	185		16		26.717	127	39.868	193			

27 Malvestiti, ITA

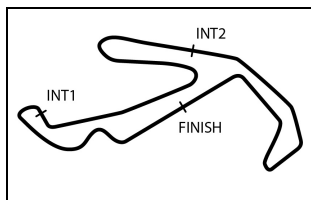
theoretical besttime: 1:35.580

1	2:15.318	57.937	121	41.126	180	36.255	185		12	1:41.688	25.104	131	41.465	168	35.119	187	
2	1:37.775	24.811	132	38.247	193	34.717	188		13	1:38.027	24.655	132	38.143	188	35.229	188	
3	1:38.277	24.489	134	38.916	177	34.872	190		14	1:35.903	24.262	134	37.470	194	34.171	188	
4	1:37.312	25.036	134	37.858	193	34.418	188		15	1:35.784	24.369	134	37.349	194	34.066	188	
5	1:36.550	24.423	132	37.603	195	34.524	187		16	1:41.564	26.305	111	40.272	196	34.987	189	
6	1:36.394	24.432	134	37.674	194	34.288	189		17	1:35.721	24.276	134	37.404	197	34.041	189	
7	1:40.022	24.772	133	37.825	193	37.425	188		18	1:36.030	24.357	133	37.528	195	34.145	187	
8	1:36.818	24.485	133	37.683	194	34.650	189		19	1:36.221	24.324	133	37.709	194	34.188	189	
9	1:36.477	24.318	134	37.726	194	34.433	186		20	1:43.552	26.324	107	42.116	187	35.112	188	
10	1:47.185	24.408	133	37.690	194	45.087			21	1:35.783	24.306	134	37.277	197	34.200	191	
11	6:54.130	5:32.194	111	46.165	182	35.771	185										

28 Ghiretti, FRA

theoretical besttime: 1:37.811

1	2:40.479	1:22.167	123	41.932	178	36.380	184		4	1:39.151	25.741	132	38.483	191	34.927	187	
2	1:40.922	25.501	133	38.750	190	36.671	182		5	1:37.811	24.842	133	38.152	192	34.817	188	
3	1:38.708	25.410	130	38.386	192	34.912	186		6		31.968	74	1:05.574	122			



Italian F4 Championship by Abarth

Sector List Free Practice 2

Provisional



Misano World Circuit, Length: 4226m

Air temperature: 27.25°C

Track temperature: 27.9°C

Weather condition: Dry

Friday, March 31, 2017 16:55:00

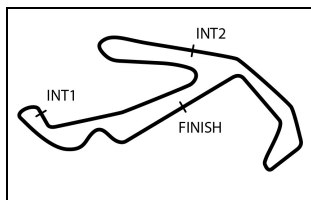
Lap	Time	SE1	SP1	SE2	SP2	SE3	SP3	TSP	Lap	Time	SE1	SP1	SE2	SP2	SE3	SP3	TSP
36 Lavigna, ITA									theoretical besttime: 1:35.596								
1	2:28.067	1:07.267	115	42.761	182	38.039	165		13	1:47.787	24.323	135	37.851	193	45.613		
2	1:53.505	28.294	121	44.297	170	40.914	153		14	4:08.988	2:50.685	127	42.441	166	35.862	189	
3	1:43.848	27.181	121	40.321	189	36.346	185		15	1:37.935	24.952	131	38.422	189	34.561	194	
4	1:41.661	25.939	127	40.582	191	35.140	186		16	1:35.890	24.314	136	37.455	193	34.121	196	
5	1:37.846	24.891	133	38.241	192	34.714	188		17	1:41.210	24.126	135	38.274	148	38.810	196	
6	1:37.379	24.794	133	38.025	192	34.560	173		18	1:36.001	24.197	136	37.610	193	34.194	196	
7	1:36.939	24.536	134	37.929	194	34.474	192		19	1:36.179	24.230	135	37.822	192	34.127	196	
8	1:36.365	24.350	136	37.716	193	34.299	191		20	1:35.859	24.184	137	37.506	193	34.169	196	
9	1:37.586	24.246	135	38.614	179	34.726	191		21	1:36.127	24.233	135	37.756	194	34.138	197	
10	1:36.527	24.357	135	37.808	193	34.362	194		22	1:35.782	24.061	135	37.519	194	34.202	197	
11	1:36.911	24.369	132	38.103	192	34.439	194		23	1:36.121	24.020	136	37.591	193	34.510	183	
12	1:36.425	24.282	134	37.738	193	34.405	194										

42 Petrov, RUS									theoretical besttime: 1:34.739								
1	2:17.383	1:02.678		39.568	187	35.137	189		12	1:36.053	24.716	136	37.237	197	34.100	189	
2	1:37.201	25.140	136	37.717	195	34.344	188		13	1:36.726	25.730	137	37.152	196	33.844	193	
3	1:35.945	24.424	136	37.423	196	34.098	193		14	1:35.216	24.190	137	37.123	197	33.903	190	
4	1:35.717	24.429	136	37.387	198	33.901	193		15	1:35.230	24.114	138	37.233	197	33.883	191	
5	1:36.087	24.270	136	37.712	199	34.105	192		16	1:35.194	24.176	137	37.201	198	33.817	190	
6	1:35.506	24.354	135	37.227	198	33.925	191		17	1:34.942	24.155	137	36.993	197	33.794	191	
7	1:38.048	24.379	136	37.374	196	36.295	148		18	1:43.218	24.239	135	38.669	146	40.310	190	
8	1:46.753	26.361	135	39.919	171	40.473	190		19	1:34.880	24.005	138	37.011	200	33.864	190	
9	1:35.821	24.379	137	37.441	197	34.001	190		20	1:34.876	24.104	136	36.943	200	33.829	195	
10	1:44.582	24.291	137	37.315	196	42.976			21	1:36.313	24.732	137	37.790	197	33.791	192	
11	7:41.586	6:27.333	124	39.453	192	34.800	187										

44 Vips, EST									theoretical besttime: 1:35.177								
1	2:17.368	44.562	121	40.190	183	52.616			12	1:51.800	25.043	133	49.168	84	37.589	189	
2	2:32.209	1:07.937	128	38.494	188	45.778			13	1:35.625	24.247	137	37.379	196	33.999	188	
3	2:44.308	1:21.880	128	47.892	185	34.536	190		14	1:35.370	24.221	136	37.304	196	33.845	190	
4	1:36.745	24.704	133	37.754	193	34.287	187		15	1:35.379	24.198	136	37.191	196	33.990	189	
5	1:35.974	24.394	134	37.542	194	34.038	188		16	1:38.587	24.207	137	37.280	195	37.100	189	
6	1:36.019	24.276	136	37.485	194	34.258	189		17	1:35.703	24.229	136	37.614	196	33.860	191	
7	1:36.243	24.482	135	37.525	194	34.236	188		18	1:36.809	25.180	131	37.602	194	34.027	187	
8	1:44.708	24.516	134	43.962	161	36.230	188		19	1:35.978	24.233	137	37.700	196	34.045	191	
9	1:35.799	24.323	135	37.490	196	33.986	188		20	1:35.349	24.141	136	37.316	198	33.892	189	
10	1:45.478	24.502	134	37.782	194	43.194			21	1:35.613	24.224	136	37.337	196	34.052	190	
11	4:52.042	3:35.220	112	41.563	186	35.259	181										

45 Rodriguez Wright, GUA									theoretical besttime: 1:35.470								
1	2:33.889	1:15.562	114	41.362	190	36.965	187		12	1:36.022	24.392	135	37.436	197	34.194	188	
2	1:37.860	24.921	133	38.242	194	34.697	189		13	1:35.966	24.408	136	37.347	198	34.211	193	
3	1:38.035	24.788	132	38.800	195	34.447	191		14	1:44.739	24.494	136	37.388	198	42.857		
4	1:36.689	24.781	134	37.587	197	34.321	190		15	2:59.139	1:46.499	133	38.320	192	34.320	188	
5	1:36.532	24.663	135	37.524	198	34.345	189		16	1:36.012	24.305	135	37.593	198	34.114	187	
6	1:36.124	24.475	134	37.411	196	34.238	190		17	1:35.616	24.184	136	37.283	198	34.149	189	
7	1:47.103	24.974	132	37.526	197	44.603			18	1:35.675	24.261	136	37.231	196	34.183	189	
8	4:57.310	3:42.676	124	39.797	196	34.837	189		19	1:37.304	24.634	131	37.593	198	35.077	191	
9	1:37.019	24.933	133	37.670	195	34.416	189		20	1:35.747	24.343	135	37.290	197	34.114	188	
10	1:36.602	24.674	134	37.583	197	34.345	190		21		24.125	136	37.869	196			
11	1:36.375	24.665	135	37.430	197	34.280	188										

46 Auricchio, ITA									theoretical besttime: 1:36.196								
1	2:34.580	1:11.992	120	43.541	162	39.047	159		12	1:42.990	27.709	101	40.651	195	34.630	176	
2	1:44.851	26.790	132	40.640	169	37.421	166		13	1:37.243	24.907	133	37.877	197	34.459	191	
3	1:39.255	25.713	134	38.147	194	35.395	186		14	1:36.478	24.577	136	37.708	196	34.193	189	
4	1:37.587	25.026	136	38.026	193	34.535	189		15	4:53.063	24.565	136	38.215	196	3:50.283		
5	1:36.975	24.629	134	37.889	196	34.457	190		16	1:57.024	44.630	135	38.029	194	34.365	190	
6	1:36.693	24.592	135	37.808	194	34.293	189		17	1:37.611	24.664	134	38.416	199	34.531	189	
7	1:37.016	24.675	135	37.765	193	34.576	189		18	1:36.722	24.534	136	37.728	196	34.460	190	
8	1:36.571	24.644	134	37.733	196	34.194	189		19	1:36.578	24.549	136	37.507	198	34.522	190	



Italian F4 Championship by Abarth

Sector List Free Practice 2

Provisional



MISANO 2017

Misano World Circuit, Length: 4226m

Air temperature: 27.25°C

Track temperature: 27.9°C

Weather condition: Dry

Friday, March 31, 2017 16:55:00

Lap	Time	SE1	SP1	SE2	SP2	SE3	SP3	TSP	Lap	Time	SE1	SP1	SE2	SP2	SE3	SP3	TSP
9	1:36.828	24.706	136	37.766	194	34.356	195		20	1:43.451	26.377	95	42.454	187	34.620	196	
10	1:37.644	24.665	136	37.936	194	35.043	188		21	1:36.821	24.920	136	37.670	198	34.231	189	
11	1:38.411	25.041	107	39.215	197	34.155	190		22		26.149	116	41.867	183			

51 Festante, ITA

theoretical besttime: 1:35.666

1	2:17.199	1:00.912	123	39.901	191	36.386	183		11	10:46.479	9:30.899	124	40.014	189	35.566	186	
2	1:39.550	25.976	135	38.474	194	35.100	188		12	1:36.959	24.778	137	37.740	195	34.441	188	
3	1:37.282	24.848	136	37.913	195	34.521	189		13	1:36.309	24.430	138	37.507	195	34.372	192	
4	1:37.361	25.033	134	37.732	195	34.596	189		14	1:36.182	24.386	136	37.500	196	34.296	190	
5	1:36.350	24.583	136	37.454	196	34.313	190		15	1:36.102	24.564	136	37.317	195	34.221	187	
6	1:36.278	24.390	137	37.564	195	34.324	188		16	1:36.049	24.323	136	37.519	197	34.207	190	
7	1:36.210	24.408	138	37.483	196	34.319	187		17	1:36.136	24.588	136	37.496	195	34.052	193	
8	1:36.146	24.362	137	37.418	196	34.366	187		18	1:36.344	24.337	136	37.830	196	34.177	190	
9	1:36.285	24.513	136	37.388	197	34.384	190		19	1:36.345	24.695	136	37.624	196	34.026	190	
10	1:46.045	24.435	137	37.406	195	44.204											

55 De Branquinho Castro, BRA

theoretical besttime: 1:35.604

1	2:32.414	1:15.942	118	40.332	193	36.140	173		12	1:36.532	24.694	134	37.576	196	34.262	193	
2	1:38.204	25.304	134	38.158	191	34.742	180		13	1:35.951	24.386	135	37.495	196	34.070	182	
3	1:37.902	24.913	131	38.391	196	34.598	187		14	1:35.749	24.285	137	37.454	196	34.010	182	
4	1:36.836	24.727	131	37.783	195	34.326	182		15	1:36.760	24.803	134	37.763	197	34.194	183	
5	1:36.636	24.727	134	37.673	194	34.236	181		16	1:39.876	24.554	135	37.903	200	37.419	190	
6	1:37.744	24.723	133	38.822	199	34.199	193		17	1:35.665	24.290	137	37.377	196	33.998	186	
7	1:43.948	24.884	132	43.580	164	35.484	188		18	1:35.640	24.257	139	37.349	194	34.034	183	
8	1:36.552	24.717	130	37.765	197	34.070	182		19	1:37.678	25.113	131	38.046	198	34.519	182	
9	1:36.788	24.444	135	38.063	196	34.281	190		20	1:35.906	24.300	137	37.485	198	34.121	183	
10	1:53.243	24.772	122	38.720	196	49.751			21	1:57.178	31.292	132	38.243	195	47.643		
11	5:47.987	4:31.234	112	40.897	192	35.856	186										

68 Corraer Juan, USA

theoretical besttime: 1:35.134

1	2:35.198	56.847	130	41.371	177	56.980			12	1:35.952	24.253	138	37.653	195	34.046	189	
2	2:44.327	1:08.671	130	39.156	182	56.500			13	1:35.715	24.197	138	37.512	195	34.006	191	
3	2:12.770	57.476	134	40.904	194	34.390	190		14	1:35.607	24.309	137	37.347	195	33.951	190	
4	1:36.308	24.408	138	37.673	194	34.227	188		15	1:35.504	24.252	138	37.259	194	33.993	191	
5	1:35.924	24.291	138	37.520	196	34.113	188		16	1:35.441	24.187	137	37.304	197	33.950	186	
6	1:35.979	24.342	137	37.415	199	34.222	191		17	1:35.299	24.166	137	37.247	196	33.886	190	
7	1:35.875	24.318	136	37.466	196	34.091	191		18	1:35.463	24.321	138	37.245	196	33.897	186	
8	1:35.904	24.343	137	37.413	198	34.148	189		19	1:35.525	24.157	138	37.359	196	34.009	190	
9	1:51.983	24.227	138	37.444	197	50.312			20	1:35.404	24.210	138	37.258	197	33.936	189	
10	5:03.793	3:40.881	125	42.197	139	40.715	181		21	1:35.161	24.184	138	37.177	196	33.800	190	
11	1:40.989	24.629	137	41.800	183	34.560	188										

74 Fittipaldi, BRA

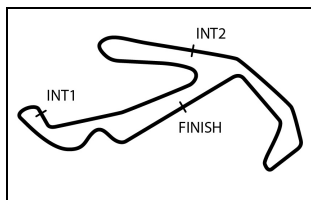
theoretical besttime: 1:35.476

1	2:38.815	59.020	118	40.740	190	59.055			9	1:36.678	24.463	136	37.984	196	34.231	191	
2	14:39.087	13:22.665	122	40.919	186	35.503	181		10	1:36.144	24.364	135	37.419	196	34.361	189	
3	1:41.738	26.886	131	39.584	189	35.268	188		11	1:37.700	24.539	134	38.859	194	34.302	190	
4	1:56.724	25.132	131	38.981	193	52.611			12	1:35.879	24.367	134	37.314	196	34.198	190	
5	3:47.130	2:31.214	123	39.949	190	35.967	183		13	1:35.693	24.416	135	37.275	196	34.002	189	
6	1:44.380	25.413	130	42.804	161	36.163	186		14	1:35.639	24.199	135	37.366	196	34.074	190	
7	1:36.957	24.822	133	37.735	196	34.400	190		15	1:36.146	24.510	133	37.536	194	34.100	189	
8	1:37.992	25.690	126	37.872	194	34.430	188										

80 Drugovich, BRA

theoretical besttime: 1:35.160

1	2:02.953	46.274	120	40.602	186	36.077	180		12	1:35.880	24.513	134	37.314	196	34.053	190	
2	1:38.334	25.411	134	38.174	193	34.749	188		13	1:36.096	24.346	135	37.603	195	34.147	190	
3	1:37.046	24.877	133	37.653	194	34.516	188		14	1:35.722	24.427	134	37.232	196	34.063	190	
4	1:36.858	24.635	133	37.627	194	34.596	189		15	1:35.946	24.525	134	37.332	195	34.089	190	
5	1:37.341	24.914	131	37.708	197	34.719	189		16	1:35.722	24.302	135	37.395	196	34.025	190	
6	1:36.636	24.718	134	37.635	194	34.283	189		17	1:35.777	24.326	136	37.420	195	34.031	190	
7	1:36.364	24.526	133	37.553	195	34.285	189		18	1:35.482	24.323	134	37.372	196	33.787	192	
8	1:46.241	24.634	134	37.679	194	43.928			19	1:44.288	28.112	122	41.107	169	35.069	191	
9	5:37.783	4:19.651	119	41.984	182	36.148	179		20	1:35.630	24.270	135	37.259	197	34.101	191	



Italian F4 Championship by Abarth

Sector List Free Practice 2

Provisional



Misano World Circuit, Length: 4226m

Air temperature: 27.25°C

Track temperature: 27.9°C

Weather condition: Dry

Friday, March 31, 2017 16:55:00

Lap	Time	SE1	SP1	SE2	SP2	SE3	SP3	TSP	Lap	Time	SE1	SP1	SE2	SP2	SE3	SP3	TSP
10	1:37.910	25.072	133	38.103	191	34.735	189		21	1:35.577	24.410	136	37.196	197	33.971	191	
11	1:36.454	24.615	134	37.616	196	34.223	188		22	1:35.279	24.206	136	37.167	197	33.906	192	

82 Venditti, ITA

theoretical besttime: 1:36.342

1	2:22.900	1:04.805	117	41.265	186	36.830	196		12	1:39.646	25.447	136	39.013	192	35.186	193	
2	1:40.361	25.918	130	38.780	190	35.663	191		13	1:37.813	24.747	137	38.094	193	34.972	194	
3	1:39.342	25.258	129	38.704	191	35.380	192		14	1:37.883	24.731	139	38.261	192	34.891	196	
4	1:38.529	25.042	133	38.235	192	35.252	196		15	1:38.006	25.008	140	38.116	192	34.882	194	
5	1:38.421	24.899	135	38.351	192	35.171	190		16	1:37.087	24.713	135	37.747	193	34.627	195	
6	1:39.220	25.584	136	38.597	192	35.039	193		17	1:37.332	24.715	134	37.960	193	34.657	192	
7	1:38.542	24.941	135	38.613	194	34.988	193		18	1:40.727	26.012	114	40.213	195	34.502	197	
8	1:37.830	24.828	134	38.153	193	34.849	194		19	1:37.663	24.516	136	37.915	193	35.232	196	
9	1:38.202	24.542	135	38.188	193	35.472	194		20	1:37.283	24.367	135	38.236	191	34.680	196	
10	1:54.499	24.948	134	38.557	193	50.994			21	1:36.629	24.654	135	37.579	194	34.396	193	
11	5:51.477	4:34.748	115	40.750	189	35.979	196		22		24.497	132	37.926	194			

83 Moreira-Laliberte, CDN

theoretical besttime: 1:35.778

1	1:58.085	41.561	114	39.930	186	36.594	177		13	1:36.262	24.552	134	37.519	195	34.191	188	
2	1:44.998	26.586	129	39.874	185	38.538	187		14	1:36.049	24.457	134	37.418	194	34.174	188	
3	1:37.722	25.202	131	37.654	194	34.866	187		15	1:37.002	25.264	132	37.501	195	34.237	189	
4	1:37.453	25.071	130	37.666	194	34.716	183		16	1:36.133	24.491	134	37.414	195	34.228	188	
5	1:37.105	24.895	131	37.648	195	34.562	188		17	1:35.901	24.378	135	37.358	195	34.165	188	
6	1:36.778	24.913	132	37.565	195	34.300	188		18	1:36.010	24.381	134	37.353	195	34.276	190	
7	1:36.768	24.691	132	37.648	195	34.429	185		19	1:45.597	24.694	133	44.265	112	36.638	188	
8	1:39.821	26.043	129	37.796	196	35.982	187		20	1:36.020	24.290	134	37.400	194	34.330	186	
9	1:36.952	24.936	133	37.569	195	34.447	187		21	1:35.862	24.346	135	37.362	196	34.154	188	
10	1:51.405	25.248	130	38.363	196	47.794			22	1:38.991	24.623	135	39.512	187	34.856	189	
11	4:14.694	2:59.388	117	39.789	188	35.517	182		23	1:37.557	25.331	124	38.091	196	34.135	190	
12	1:38.840	25.502	131	38.556	186	34.782	186										

88 Hoogenboom, NLD

theoretical besttime: 1:35.354

1	2:27.930	1:07.988	128	42.869	178	37.073	193		12	1:48.575	24.533	134	37.702	194	46.340		
2	1:41.445	25.962	132	39.141	190	36.342	182		13	4:59.534	3:43.012	128	40.654	183	35.868	183	
3	1:41.919	25.820	121	39.960	157	36.139	188		14	1:38.108	25.926	134	37.916	195	34.266	191	
4	1:37.956	25.162	132	38.089	194	34.705	173		15	1:36.405	24.608	135	37.664	194	34.133	190	
5	1:37.270	24.766	134	37.945	193	34.559	189		16	1:35.648	24.395	135	37.293	195	33.960	189	
6	1:36.915	24.645	135	37.797	194	34.473	193		17	1:35.784	24.288	135	37.436	196	34.060	190	
7	1:37.600	24.749	134	37.825	194	35.026	191		18	1:35.678	24.263	135	37.456	195	33.959	192	
8	1:36.289	24.393	137	37.690	196	34.206	196		19	1:35.606	24.322	135	37.365	195	33.919	189	
9	1:36.449	24.425	134	37.732	193	34.292	196		20	1:35.622	24.192	135	37.419	196	34.011	190	
10	1:37.161	24.953	133	37.857	194	34.351	188		21	1:35.796	24.142	136	37.589	196	34.065	193	
11	1:36.827	24.773	133	37.815	194	34.239	188		22	1:35.980	24.341	134	37.541	196	34.098	190	