

# Italian F4 Championship by Abarth

## Sector List Qualifying 1

Provisional



MISANO 2017

Misano World Circuit, Length: 4226m

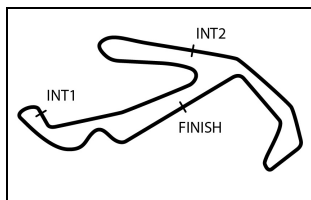
Air temperature: 20.83°C

Track temperature: 19°C

Weather condition: Dry

Saturday, April 01, 2017 9:40:00

Lap	Time	SE1	SP1	SE2	SP2	SE3	SP3	TSP	Lap	Time	SE1	SP1	SE2	SP2	SE3	SP3	TSP
<b>3 Gachot, GBR</b>									<b>theoretical besttime: 1:35.461</b>								
1	2:01.717	44.597	115	41.505	192	35.615	183		6	1:35.720	24.413	134	37.377	197	<b>33.930</b>	<b>188</b>	
2	1:38.979	25.964	129	38.328	193	34.687	185		7	1:35.993	24.425	134	37.320	197	34.248	186	
3	1:36.745	24.877	131	37.774	198	34.094	186		8	1:36.564	24.418	134	37.303	198	34.843	187	
4	1:36.430	24.738	132	37.512	197	34.180	187		9	1:35.929	24.498	134	37.436	198	33.995	184	
5	1:35.992	24.476	133	37.416	197	34.100	<b>188</b>		10	<b>1:35.472</b>	<b>24.377</b>	<b>134</b>	<b>37.154</b>	<b>198</b>	33.941	188	
<b>4 Flörsch, DEU</b>									<b>theoretical besttime: 1:35.214</b>								
1	2:49.252	1:28.524	118	43.492	162	37.236	166		6	1:35.543	24.467	135	37.186	198	33.890	188	
2	1:42.230	25.573	135	41.513	183	35.144	187		7	1:35.484	<b>24.243</b>	<b>136</b>	37.296	198	33.945	188	
3	1:36.309	24.646	136	37.580	198	34.083	<b>189</b>		8	1:35.316	24.257	135	37.163	198	33.896	188	
4	1:35.871	24.439	136	37.349	197	34.083	187		9	<b>1:35.249</b>	24.278	136	<b>37.105</b>	<b>198</b>	<b>33.866</b>	<b>188</b>	
5	1:35.925	24.444	135	37.200	<b>199</b>	34.281	187										
<b>5 Zendeli, DEU</b>									<b>theoretical besttime: 1:35.247</b>								
1	2:46.127	1:20.961	119	44.489	135	40.677	180		5	1:35.479	24.375	135	37.232	199	<b>33.872</b>	<b>188</b>	
2	1:40.477	25.232	134	40.454	189	34.791	188		6	1:35.556	24.308	135	<b>37.142</b>	<b>198</b>	34.106	187	
3	1:36.106	24.586	135	37.349	199	34.171	188		7	1:35.480	24.359	134	37.235	198	33.886	186	
4	1:36.004	24.575	135	37.482	198	33.947	188		8	<b>1:35.303</b>	<b>24.233</b>	<b>135</b>	37.167	200	33.903	190	
5	<del>1:36.624</del>	<del>24.299</del>	<del>136</del>	<del>37.269</del>	<del>198</del>	<del>35.056</del>	<del>190</del>										
<b>6 Colombo, ITA</b>									<b>theoretical besttime: 1:34.635</b>								
1	2:47.486	1:26.455	117	43.237	165	37.794	173		5	1:34.927	24.200	139	<b>36.996</b>	<b>198</b>	33.731	186	
2	1:41.116	25.788	122	40.966	197	34.362	192		6	1:42.549	26.209	135	42.009	188	34.331	185	
3	<del>1:35.789</del>	<del>24.495</del>	<del>137</del>	<del>37.374</del>	<del>198</del>	<del>33.923</del>	<del>184</del>		7	<b>1:34.709</b>	<b>24.035</b>	<b>137</b>	37.070	198	<b>33.604</b>	<b>193</b>	
3	1:35.081	24.217	139	37.050	<b>203</b>	33.814	185		8	1:35.403	24.155	137	37.050	200	34.198	190	
4	1:35.233	24.210	138	37.179	201	33.844	181										
<b>7 Fernandez Wahbeh, VEN</b>									<b>theoretical besttime: 1:34.483</b>								
1	2:39.159	1:22.888	114	40.572	192	35.699	183		5	1:35.073	24.199	135	37.099	198	33.775	189	
2	1:39.082	25.254	131	37.774	196	36.054	187		6	1:34.673	24.066	136	36.916	199	33.691	188	
3	1:35.970	24.671	135	37.191	198	34.108	188		7	<b>1:34.655</b>	24.092	134	36.980	199	<b>33.583</b>	<b>190</b>	
4	<del>1:35.276</del>	<del>24.344</del>	<del>135</del>	<del>37.072</del>		<del>33.860</del>	<del>190</del>		8	1:34.669	<b>24.025</b>	<b>134</b>	36.912	199	33.732	189	
4	1:35.233	24.146	135	<b>36.875</b>	<b>200</b>	34.212	188										
<b>8 Soderstrom, SWE</b>									<b>theoretical besttime: 1:35.603</b>								
1	2:50.810	1:30.366	116	42.521	162	37.923	182		6	1:36.136	24.450	135	37.306	200	34.380	189	
2	1:42.067	25.455	131	41.136	179	35.476	<b>190</b>		7	<del>1:36.872</del>	<del>25.426</del>	<del>134</del>	<del>37.164</del>	<del>200</del>	<del>34.285</del>	<del>190</del>	
3	1:36.918	24.952	131	37.679	197	34.287	189		7	1:35.665	24.452	135	<b>37.222</b>	<b>199</b>	<b>33.991</b>	<b>188</b>	
4	1:36.260	24.705	133	37.341	197	34.214	188		8	<b>1:35.632</b>	<b>24.390</b>	<b>136</b>	37.230	198	34.012	187	
5	1:35.959	24.558	134	37.361	198	34.040	190										
<b>9 Armstrong, NZL</b>									<b>theoretical besttime: 1:34.811</b>								
1	2:11.484	49.630	112	44.459	158	37.395	177		6	<del>1:35.007</del>	24.120	139	37.325	198	33.562	188	
2	1:41.628	25.903	131	39.122	176	36.603	185		6	1:35.076	24.072	138	<b>37.085</b>	<b>199</b>	33.919	188	
3	1:36.175	24.580	137	37.578	197	34.017	187		7	1:39.376	24.160	138	37.164	200	38.052	188	
4	1:35.714	24.285	138	37.419	198	34.010	186		8	<b>1:34.816</b>	<b>24.061</b>	<b>138</b>	37.090	200	<b>33.665</b>	<b>188</b>	
5	1:35.236	24.144	137	37.249	198	33.843	188										
<b>11 Lorandi, ITA</b>									<b>theoretical besttime: 1:34.785</b>								
1	2:47.963	1:27.043	119	43.066	167	37.854	173		5	1:34.876	<b>24.107</b>	<b>137</b>	<b>37.061</b>	<b>198</b>	33.708	189	
2	1:42.004	25.692	128	41.683	189	34.629	191		6	<b>1:34.868</b>	24.153	137	37.098	198	<b>33.617</b>	<b>181</b>	
3	1:35.982	24.732	137	37.347	196	33.903	181		7	1:41.583	24.236	136	43.418	194	33.929	192	
4	<del>1:35.514</del>	<del>24.442</del>	<del>137</del>	<del>37.144</del>	<del>198</del>	<del>33.928</del>	<del>185</del>		8	1:35.305	24.296	136	37.136	198	33.873	188	
4	1:35.903	24.826	135	37.145	196	33.932	191										



# Italian F4 Championship by Abarth

## Sector List Qualifying 1

Provisional



MISANO 2017

Misano World Circuit, Length: 4226m

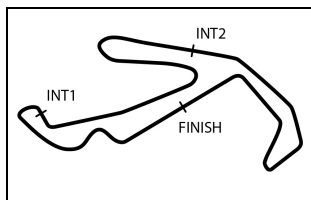
Air temperature: 20.83°C

Track temperature: 19°C

Weather condition: Dry

Saturday, April 01, 2017 9:40:00

Lap	Time	SE1	SP1	SE2	SP2	SE3	SP3	TSP	Lap	Time	SE1	SP1	SE2	SP2	SE3	SP3	TSP
<b>15 Maini, IND</b>									<b>theoretical besttime: 1:34.930</b>								
1	2:18.563	59.075	118	42.350	168	37.138	181		5	1:35.375	24.211	135	37.370	197	33.794	189	
2	1:40.568	25.183	132	38.579	190	36.806	187		6	<b>1:35.078</b>	24.139	134	37.189	198	<b>33.750</b>	<b>188</b>	
3	1:35.790	24.418	134	37.402	197	33.970	187		7	<del>1:34.899</del>	<del>23.992</del>	<del>135</del>	<del>37.249</del>	<del>200</del>	<del>33.658</del>	<del>189</del>	
4	<del>1:35.462</del>	<del>24.235</del>	<del>135</del>	<del>37.283</del>	<del>199</del>	<del>33.944</del>	<del>189</del>		7	1:35.458	<b>24.076</b>	<b>135</b>	37.161	198	34.221	185	
4	1:36.419	24.253	132	<b>37.104</b>	<b>200</b>	35.062	188										
<b>16 Van Uitert, NLD</b>									<b>theoretical besttime: 1:34.914</b>								
1	2:24.551	1:09.072	113	40.513	192	34.966	178		6	1:35.171	24.073	134	37.356	197	33.742	189	
2	1:37.804	25.031	132	38.349	187	34.424	187		7	1:35.286	24.079	133	37.284	198	33.923	186	
3	1:35.850	24.423	<b>136</b>	37.410	197	34.017	187		8	1:41.565	24.088	135	37.485	177	39.992	186	
4	1:36.912	<b>24.021</b>	135	38.547	182	34.344	<b>189</b>		9	1:35.013	24.061	134	37.217	198	<b>33.735</b>	<b>187</b>	
5	<b>1:35.006</b>	24.073	135	<b>37.158</b>	197	33.775	189										
<b>18 Carrara, ARG</b>									<b>theoretical besttime: 1:35.615</b>								
1	2:29.254	1:11.057	113	41.984	191	36.213	180		6	1:35.820	24.528	131	37.263	198	34.029	188	
2	1:38.459	25.631	130	38.213	196	34.615	186		7	1:35.881	<b>24.370</b>	<b>130</b>	37.464	197	34.047	187	
3	1:36.408	24.722	133	37.458	197	34.228	187		8	1:39.036	24.430	133	37.436	197	37.170	186	
4	1:35.843	24.562	132	37.284	198	<b>33.997</b>	188		9	<b>1:35.698</b>	24.431	133	<b>37.248</b>	<b>198</b>	34.019	189	
5	1:36.047	24.562	131	37.365	197	34.120	187										
<b>19 Bianchi, CHE</b>									<b>theoretical besttime: 1:35.535</b>								
1	2:35.831	1:12.974	103	45.419	176	37.438	180		5	1:36.601	24.923	131	37.514	197	34.164	186	
2	1:39.578	25.542	127	39.322	194	34.714	186		6	<del>1:35.997</del>	<del>24.428</del>	<del>132</del>	<del>37.526</del>	<del>196</del>	<del>34.043</del>	<del>186</del>	
3	<del>1:36.413</del>	<del>24.592</del>	<del>133</del>	<del>37.518</del>	<del>197</del>	<del>34.303</del>	<del>188</del>		6	1:36.490	24.698	133	37.685	197	34.107	185	
3	1:35.974	24.457	133	37.498	<b>198</b>	34.019	<b>190</b>		7	<b>1:35.595</b>	<b>24.195</b>	<b>133</b>	37.455	196	<b>33.945</b>	<b>187</b>	
4	1:44.253	24.290	<b>135</b>	<b>37.395</b>	198	42.568	184										
<b>24 Dell Accio, ITA</b>									<b>theoretical besttime: 1:37.696</b>								
1	2:37.881	1:17.543	119	41.849	185	38.489	172		6	<del>1:38.535</del>	<del>25.650</del>	<del>135</del>	<del>38.134</del>	<del>197</del>	<del>34.751</del>	<del>194</del>	
2	1:43.782	27.029	129	40.624	196	36.129	175		6	1:39.326	26.408	132	38.012	197	34.906	173	
3	1:39.742	25.709	131	38.670	197	35.363	173		7	<b>1:37.696</b>	<b>25.303</b>	<b>134</b>	<b>37.747</b>	<b>198</b>	<b>34.646</b>	<b>175</b>	
4	1:39.634	25.488	<b>135</b>	38.611	<b>200</b>	35.535	173		8	1:39.142	25.509	133	38.217	197	35.416	190	
5	1:38.441	25.489	132	38.143	197	34.809	184										
<b>27 Malvestiti, ITA</b>									<b>theoretical besttime: 1:35.340</b>								
1	2:33.765	1:12.566	110	44.948	177	36.251	184		6	1:35.637	24.267	135	37.347	198	34.023	190	
2	1:38.372	25.281	128	38.836	193	34.255	188		7	1:35.477	<b>24.249</b>	<b>134</b>	37.244	197	33.984	188	
3	1:35.872	24.495	132	<b>37.239</b>	198	34.138	187		8	1:35.550	24.257	134	37.441	199	<b>33.852</b>	<b>189</b>	
4	1:35.765	24.363	<b>135</b>	37.352	<b>199</b>	34.050	<b>190</b>		9	<b>1:35.463</b>	24.264	134	37.251	198	33.948	188	
5	1:42.476	30.600	125	37.457	198	34.419	190										
<b>28 Ghiretti, FRA</b>									<b>theoretical besttime: 1:36.270</b>								
1	2:51.328	1:31.469	117	42.294	183	37.565	181		4	1:36.652	24.758	134	37.747	197	<b>34.147</b>	<b>190</b>	
2	1:42.274	25.686	130	41.196	189	35.392	189		5	<b>1:36.298</b>	<b>24.558</b>	<b>134</b>	<b>37.565</b>	<b>196</b>	34.175	190	
3	1:36.496	24.759	133	37.583	<b>198</b>	34.154	<b>190</b>		6		24.627	134	37.838	196			
<b>36 Lavigna, ITA</b>									<b>theoretical besttime: 1:35.518</b>								
1	2:39.682	1:18.490	112	43.636	169	37.556	189		6	1:36.137	24.475	136	37.542	200	34.120	177	
2	1:40.037	25.569	129	38.743	198	35.725	175		7	1:35.735	24.350	134	<b>37.364</b>	<b>198</b>	34.021	181	
3	1:36.531	24.704	136	37.594	198	34.233	176		8	1:35.822	24.403	135	37.515	200	<b>33.904</b>	<b>196</b>	
4	1:36.730	24.551	134	37.903	196	34.276	175		9	<b>1:35.688</b>	<b>24.250</b>	<b>134</b>	37.374	200	34.064	195	
5	1:36.038	24.354	134	37.525	198	34.159	<b>196</b>										



# Italian F4 Championship by Abarth

## Sector List Qualifying 1

Provisional



MISANO 2017

Misano World Circuit, Length: 4226m

Air temperature: 20.83°C

Track temperature: 19°C

Weather condition: Dry

Saturday, April 01, 2017 9:40:00

Lap	Time	SE1	SP1	SE2	SP2	SE3	SP3	TSP	Lap	Time	SE1	SP1	SE2	SP2	SE3	SP3	TSP
<b>42</b>	<b>Petrov, RUS</b>								<b>theoretical besttime: 1:34.614</b>								
1	3:07.732	1:53.274	126	39.375	192	35.083	178		5	<b>1:34.909</b>	24.121	137	37.096	199	33.692	191	
2	1:36.550	24.990	136	37.534	199	34.026	185		6	1:35.452	24.168	137	<b>36.916</b>	<b>199</b>	34.368	187	
3	<b>1:35.565</b>	<b>24.502</b>	<b>137</b>	<b>37.172</b>	<b>200</b>	<b>33.891</b>	<b>188</b>		7	1:35.022	24.260	137	37.106	200	<b>33.656</b>	<b>190</b>	
3	1:34.984	24.312	137	36.988	199	33.684	187		8	1:34.943	<b>24.042</b>	<b>138</b>	37.026	200	33.875	189	
4	1:39.190	24.921	125	40.275	198	33.994	189										

<b>44</b>	<b>Vips, EST</b>								<b>theoretical besttime: 1:34.681</b>								
1	2:07.580	50.408	105	41.550	190	35.622	175		5	1:35.040	24.047	138	37.252	197	33.741	188	
2	1:41.730	25.463	128	40.184	169	36.083	187		6	1:35.273	24.018	136	37.142	196	34.113	188	
3	1:35.923	24.508	137	37.409	198	34.006	186		7	1:34.942	24.064	136	37.227	198	<b>33.651</b>	<b>185</b>	
4	1:35.414	24.199	138	37.303	198	33.912	185		8	1:35.002	<b>23.975</b>	<b>138</b>	37.191	198	33.836	188	
5	<b>1:35.021</b>	<b>24.182</b>	<b>138</b>	<b>37.103</b>	<b>197</b>	<b>33.736</b>	<b>188</b>		9	<b>1:34.867</b>	24.054	138	<b>37.055</b>	<b>198</b>	33.758	189	

<b>45</b>	<b>Rodriguez Wright, GUA</b>								<b>theoretical besttime: 1:35.043</b>								
1	2:32.674	1:14.652	116	42.267	186	35.755	180		6	1:35.713	24.407	136	37.338	198	33.968	188	
2	1:38.073	25.502	135	38.113	199	34.458	190		7	<b>1:35.059</b>	<b>24.281</b>	<b>137</b>	<b>36.948</b>	<b>200</b>	33.830	185	
3	1:36.242	24.740	134	37.386	200	34.116	<b>192</b>		8	1:35.091	24.299	136	36.978	202	<b>33.814</b>	<b>188</b>	
4	1:36.123	24.656	134	37.230	201	34.237	188		9	1:35.767	24.342	138	37.096	201	34.329	188	
5	1:35.793	24.587	137	37.191	201	34.015	190										

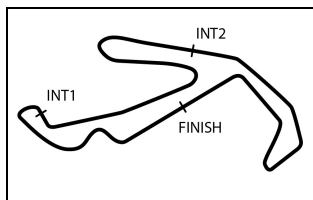
<b>46</b>	<b>Auricchio, ITA</b>								<b>theoretical besttime: 1:35.742</b>								
1	2:40.655	1:22.363	120	41.973	188	36.319	181		6	1:36.097	<b>24.419</b>	<b>135</b>	37.466	197	34.212	189	
2	1:39.512	25.691	131	38.164	197	35.657	182		7	1:36.079	24.476	134	37.521	199	34.082	188	
3	1:36.495	24.731	<b>136</b>	37.498	<b>199</b>	34.266	178		8	<b>1:35.782</b>	24.459	136	<b>37.363</b>	<b>197</b>	<b>33.960</b>	<b>188</b>	
4	1:37.495	24.561	134	38.763	197	34.171	178		9		24.496	135	39.933	154			
5	1:36.054	24.508	134	37.512	198	34.034	188										

<b>51</b>	<b>Festante, ITA</b>								<b>theoretical besttime: 1:35.006</b>								
1	2:31.459	1:13.514	115	41.416	193	36.529	181		6	1:35.354	24.396	136	<b>37.086</b>	<b>200</b>	33.872	190	
2	1:38.702	25.718	136	38.395	196	34.589	187		7	1:35.298	<b>24.184</b>	<b>138</b>	37.175	198	33.939	188	
3	1:36.488	24.641	136	37.430	199	34.417	188		8	1:35.498	24.381	138	37.147	201	33.970	186	
4	1:36.044	24.566	137	37.312	200	34.166	187		9	<b>1:35.138</b>	24.291	137	37.111	200	<b>33.736</b>	<b>188</b>	
5	1:35.622	24.442	136	37.212	198	33.968	187										

<b>55</b>	<b>De Branquinho Castro, BRA</b>								<b>theoretical besttime: 1:35.333</b>								
1	2:32.413	1:14.010	118	41.961	192	36.442	172		6	1:37.041	25.439	135	37.596	200	34.006	181	
2	1:41.039	26.284	133	40.234	197	34.521	183		7	1:36.126	24.516	135	37.398	197	34.212	179	
3	1:36.930	24.830	135	37.907	196	34.193	180		8	<b>1:35.525</b>	24.448	137	<b>37.223</b>	<b>201</b>	<b>33.854</b>	<b>181</b>	
4	1:36.542	24.556	136	37.736	200	34.250	<b>187</b>		9	1:35.705	<b>24.256</b>	<b>138</b>	37.370	199	34.079	181	
5	1:40.453	24.446	137	37.555	198	38.452	183										

<b>68</b>	<b>Correra Juan, USA</b>								<b>theoretical besttime: 1:34.749</b>								
1	2:14.787	55.215	119	42.661	162	36.911	180		6	1:35.059	24.179	139	37.123	198	33.757	188	
2	1:41.365	25.689	136	39.520	189	36.156	186		7	<b>1:34.939</b>	<b>24.027</b>	<b>138</b>	37.151	200	33.761	188	
3	1:35.969	24.514	137	37.414	197	34.041	188		8	1:34.973	24.251	137	<b>37.021</b>	<b>198</b>	<b>33.701</b>	<b>189</b>	
4	1:35.536	24.443	138	37.171	199	33.922	188		9	1:35.069	24.148	138	37.182	198	33.739	188	
5	1:35.326	24.127	<b>139</b>	37.126	<b>200</b>	34.073	<b>189</b>										

<b>74</b>	<b>Fittipaldi, BRA</b>								<b>theoretical besttime: 1:34.799</b>								
1	2:16.158	56.561	113	41.961	164	37.636	178		6	1:35.495	24.236	136	37.282	197	33.977	188	
2	1:41.415	25.940	134	38.746	191	36.729	186		7	<b>1:35.428</b>	24.393	136	37.099	198	33.936	185	
3	1:36.523	24.866	134	37.461	198	34.196	185		7	1:35.274	24.353	135	37.157	199	33.764	186	
4	1:35.870	24.614	136	37.289	199	33.967	188		8	<b>1:34.799</b>	<b>24.088</b>	<b>136</b>	<b>37.064</b>	<b>197</b>	<b>33.647</b>	<b>189</b>	
5	1:35.325	24.271	<b>136</b>	37.105	198	33.949	<b>189</b>										



# Italian F4 Championship by Abarth

## Sector List Qualifying 1

Provisional



Misano World Circuit, Length: 4226m

Air temperature: 20.83°C

Track temperature: 19°C

Weather condition: Dry

MISANO 2017

Saturday, April 01, 2017 9:40:00

Lap	Time	SE1	SP1	SE2	SP2	SE3	SP3	TSP	Lap	Time	SE1	SP1	SE2	SP2	SE3	SP3	TSP
<b>80</b>	Drugovich, BRA								<b>theoretical besttime: 1:34.669</b>								
1	2:08.887	50.726	108	42.250	173	35.911	180		6	1:34.978	24.213	137	37.133	199	33.632	190	
2	1:40.946	25.052	135	38.851	162	37.043	188		7	1:35.366	24.240	136	37.304	197	33.822	190	
3	1:36.089	24.655	136	37.416	200	34.018	188		8	1:35.060	<b>24.173</b>	<b>136</b>	37.179	200	33.708	188	
4	1:35.265	24.384	136	37.143	199	33.738	189		9	1:35.025	24.253	136	37.088	199	33.684	186	
5	1:35.271	24.274	136	37.135	200	33.862	<b>190</b>		10	<b>1:34.717</b>	24.221	136	<b>36.991</b>	<b>200</b>	<b>33.505</b>	<b>190</b>	
<b>82</b>	Venditti, ITA								<b>theoretical besttime: 1:36.202</b>								
1	2:53.152	1:33.330	108	42.021	189	37.801	156		6	<b>1:36.468</b>	24.478	137	37.605	196	34.385	194	
2	1:41.734	26.287	134	39.574	193	35.873	192		7	1:36.622	<b>24.471</b>	<b>135</b>	37.760	196	34.391	190	
3	1:37.879	25.253	136	37.942	196	34.684	<b>197</b>		8	1:36.481	24.672	135	<b>37.566</b>	<b>198</b>	34.243	193	
4	1:37.286	24.847	<b>137</b>	37.886	196	34.553	190		9	1:36.599	24.762	132	37.672	200	<b>34.165</b>	<b>195</b>	
5	1:36.869	24.561	136	37.749	196	34.559	195										
<b>83</b>	Moreira-Laliberte, CDN								<b>theoretical besttime: 1:35.284</b>								
1	2:01.335	43.540	107	41.358	191	36.437	179		6	1:35.868	24.312	135	37.395	197	34.161	188	
2	1:41.573	27.559	122	39.006	192	35.008	186		7	1:35.603	24.426	133	37.232	197	33.945	188	
3	1:38.090	25.078	132	38.450	197	34.562	185		8	1:35.687	24.363	134	<b>37.221</b>	<b>197</b>	34.103	187	
4	1:36.048	24.616	<b>135</b>	37.435	197	33.997	186		9	<b>1:35.374</b>	<b>24.245</b>	<b>135</b>	37.311	198	<b>33.818</b>	<b>185</b>	
5	1:41.233	24.639	134	40.142	134	36.452	<b>188</b>										
<b>88</b>	Hoogenboom, NLD								<b>theoretical besttime: 1:35.244</b>								
1	2:39.969	1:19.656	121	44.262	191	36.051	190		6	1:35.887	24.681	137	<b>37.254</b>	<b>198</b>	33.952	176	
2	1:39.388	25.507	132	38.154	198	35.727	193		7	1:35.560	24.166	136	37.393	198	34.001	180	
3	1:36.312	24.539	135	37.518	197	34.255	175		8	<del>1:35.223</del>	<del>24.266</del>	<del>135</del>	<del>37.119</del>	<del>200</del>	<del>33.838</del>	<del>177</del>	
4	1:36.107	24.511	135	37.355	198	34.241	176		8	<b>1:35.322</b>	<b>24.128</b>	<b>135</b>	37.332	198	<b>33.862</b>	<b>176</b>	
5	1:35.880	24.452	134	37.279	197	34.149	<b>197</b>										