



# Italian F4 Championship by Abarth

## Sector List Qualifying 2

Provisional



MISANO 2017

Misano World Circuit, Length: 4226m

Air temperature: 21.19°C

Track temperature: 19°C

Weather condition: Dry

Saturday, April 01, 2017 10:05:00

Lap	Time	SE1	SP1	SE2	SP2	SE3	SP3	TSP	Lap	Time	SE1	SP1	SE2	SP2	SE3	SP3	TSP
<b>3</b>	<b>Gachot, GBR</b>								<b>theoretical besttime: 1:34.925</b>								
1	2:06.203	45.960	114	41.586	187	38.657	127		6	1:35.129	<b>24.154</b>	<b>136</b>	37.115	199	33.860	189	
2	1:46.361	33.751	129	38.406	196	34.204	187		7	1:35.812	24.319	135	37.654	201	33.839	190	
3	1:35.315	24.471	136	<b>37.092</b>	199	33.752	189		8	1:35.516	24.332	136	37.268	198	33.916	188	
4	1:36.131	25.201	134	37.187	<b>201</b>	33.743	<b>190</b>		9	1:35.676	24.376	137	37.422	198	33.878	187	
5	<b>1:35.126</b>	24.265	136	37.182	199	<b>33.679</b>	189										

<b>4</b>	<b>Flörsch, DEU</b>								<b>theoretical besttime: 1:34.653</b>								
1	1:02.871					1:02.871			6	1:35.071	24.225	136	37.034	200	33.812	186	
2	2:09.642	47.705	114	44.608	162	37.329	185		7	1:34.884	24.092	136	37.011	199	33.781	187	
3	1:38.428	24.909	134	38.351	179	35.168	188		8	1:34.929	24.146	135	37.070	198	33.713	186	
4	1:36.022	24.553	135	37.528	194	33.941	187		9	1:34.979	24.124	136	37.076	199	33.779	189	
5	1:34.950	24.217	135	<b>36.912</b>	<b>200</b>	33.821	188		10	<b>1:34.671</b>	<b>24.040</b>	<b>137</b>	36.930	199	<b>33.701</b>	<b>188</b>	

<b>5</b>	<b>Zendeli, DEU</b>								<b>theoretical besttime: 1:34.685</b>								
1	2:58.220	1:41.302	120	40.681	193	36.237	180		6	1:34.895	24.123	135	37.084	200	<b>33.688</b>	<b>186</b>	
2	1:47.345	24.828	132	44.998	187	37.519	187		7	1:44.908	24.188	136	39.292	102	41.428	188	
3	1:35.257	24.218	<b>136</b>	37.290	199	33.749	<b>188</b>		8	1:34.833	24.063	135	37.036	200	33.734	188	
4	1:35.116	24.169	135	37.150	199	33.797	187		9	1:34.820	24.147	134	<b>36.975</b>	<b>198</b>	33.698	188	
5	<b>1:34.717</b>	<b>24.022</b>	135	36.992	<b>200</b>	33.703	188										

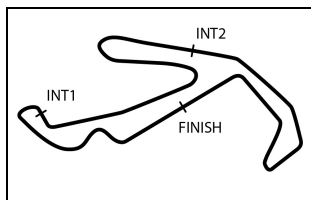
<b>6</b>	<b>Colombo, ITA</b>								<b>theoretical besttime: 1:34.126</b>								
1	2:39.867	1:16.343	110	44.351	168	39.173	179		6	1:34.514	24.066	139	36.846	199	33.602	193	
2	1:46.994	26.481	128	39.730	187	40.783	183		7	1:45.836	26.621	132	41.726	137	37.489	190	
3	1:41.518	24.279	139	36.909	200	40.330	181		8	<b>1:34.269</b>	23.991	139	36.872	199	<b>33.406</b>	<b>183</b>	
4	1:34.915	24.179	139	37.050	<b>202</b>	33.686	183		9	1:34.365	24.061	137	<b>36.837</b>	<b>200</b>	33.467	182	
5	1:34.347	<b>23.883</b>	<b>140</b>	36.894	199	33.570	189										

<b>7</b>	<b>Fernandez Wahbeh, VEN</b>								<b>theoretical besttime: 1:34.034</b>								
1	1:01.304					1:01.304			6	<b>1:34.060</b>	<b>23.850</b>	<b>135</b>	<b>36.727</b>	<b>201</b>	33.483	189	
2	1:58.756	45.224	125	38.928	198	34.604	190		7	1:34.549	24.036	134	36.937	200	33.576	190	
3	1:35.523	24.486	132	37.348	200	33.689	190		8	1:34.379	24.058	134	36.823	200	33.498	189	
4	1:34.463	24.059	<b>136</b>	36.808	200	33.596	190		9	1:34.384	23.991	134	36.936	200	<b>33.457</b>	<b>189</b>	
5	1:34.640	24.387	134	36.762	201	33.491	<b>190</b>		10		24.028	135	36.825	199			

<b>8</b>	<b>Soderstrom, SWE</b>								<b>theoretical besttime: 1:35.219</b>								
1	2:41.652	1:18.441	115	44.541	143	38.670	179		6	1:39.812	24.421	136	40.976	178	34.415	188	
2	1:46.583	26.258	130	43.512	191	36.813	188		7	1:43.644	24.337	134	44.478	192	34.829	189	
3	1:36.620	24.675	135	37.322	200	34.623	189		8	1:35.383	24.366	135	37.136	199	<b>33.881</b>	<b>190</b>	
4	1:35.555	24.407	<b>137</b>	37.153	200	33.995	188		9	1:35.402	24.303	136	37.208	198	33.891	192	
5	<b>1:35.231</b>	<b>24.242</b>	134	<b>37.096</b>	<b>200</b>	33.893	188										

<b>9</b>	<b>Armstrong, NZL</b>								<b>theoretical besttime: 1:34.273</b>								
1	2:14.442	51.661	117	40.278	193	42.503	174		6	1:40.087	23.953	139	37.048	200	39.086	188	
2	1:46.549	26.072	127	45.168	184	35.309	<b>188</b>		7	<b>1:34.273</b>	<b>23.914</b>	<b>138</b>	<b>36.911</b>	<b>200</b>	<b>33.448</b>	<b>188</b>	
3	1:35.873	24.191	138	37.443	187	34.239	186		8	1:34.637	24.012	138	36.982	199	33.643	188	
4	1:34.533	24.069	<b>139</b>	36.970	200	33.494	188		9	1:34.721	23.996	139	37.090	199	33.635	188	
5	1:37.594	25.315	131	37.764	<b>201</b>	34.515	188										

<b>11</b>	<b>Lorandi, ITA</b>								<b>theoretical besttime: 1:34.166</b>								
1	2:40.826	1:17.176	117	44.524	153	39.126	173		6	1:34.350	24.064	137	36.857	200	33.429	185	
2	1:40.940	26.291	125	39.739	200	34.910	185		7	1:38.822	24.005	139	40.023	193	34.794	184	
3	1:35.942	24.561	137	37.569	<b>200</b>	33.812	180		8	<b>1:34.292</b>	<b>23.926</b>	<b>138</b>	36.963	200	<b>33.403</b>	<b>189</b>	
4	1:34.714	24.131	136	36.993	200	33.590	<b>189</b>		9	1:34.361	23.983	136	<b>36.837</b>	<b>199</b>	33.541	178	
5	1:34.505	24.042	138	36.993	199	33.470	181										



# Italian F4 Championship by Abarth

## Sector List Qualifying 2

Provisional



MISANO 2017

Misano World Circuit, Length: 4226m

Air temperature: 21.19°C

Track temperature: 19°C

Weather condition: Dry

Saturday, April 01, 2017 10:05:00

Lap	Time	SE1	SP1	SE2	SP2	SE3	SP3	TSP	Lap	Time	SE1	SP1	SE2	SP2	SE3	SP3	TSP
<b>15 Maini, IND</b>									<b>theoretical besttime: 1:34.423</b>								
1	2:17.425	1:01.797	120	40.154	195	35.474	185		6	<b>1:34.567</b>	24.021	133	37.044	200	<b>33.502</b>	<b>190</b>	
2	1:39.535	25.407	132	39.526	193	34.602	188		7	1:37.348	24.015	134	37.028	199	36.305	183	
3	1:35.756	24.496	133	37.382	197	33.878	187		8	1:34.786	23.962	134	37.074	198	33.750	188	
4	1:34.911	23.911	<b>135</b>	37.102	199	33.898	188		9	1:34.638	<b>23.904</b>	<b>134</b>	<b>37.017</b>	<b>198</b>	33.717	189	
5	1:35.256	24.098	133	37.175	199	33.983	188										

<b>16 Van Uitert, NLD</b>									<b>theoretical besttime: 1:34.521</b>								
1	2:16.190	1:01.225	121	39.873	195	35.092	186		5	<b>1:34.606</b>	23.920	133	37.075	200	<b>33.611</b>	<b>185</b>	
2	1:37.944	25.325	<b>136</b>	38.395	194	34.224	<b>185</b>		6	1:34.984	24.133	135	37.199	199	33.652	185	
2	1:35.550	24.160	135	37.641	199	33.749	188		7	1:34.731	<b>23.892</b>	<b>135</b>	37.186	199	33.653	190	
3	1:34.735	24.016	135	<b>37.018</b>	<b>202</b>	33.701	<b>190</b>		8	1:36.558	24.102	133	37.731	199	34.725	185	
4	1:37.568	24.252	<b>136</b>	38.944	200	34.372	186										

<b>18 Carrara, ARG</b>									<b>theoretical besttime: 1:34.972</b>								
1	2:22.548	1:04.046	112	42.086	195	36.416	183		5	1:35.252	<b>24.160</b>	<b>133</b>	37.327	199	33.765	188	
2	1:39.887	25.226	131	38.604	181	36.057	187		6	1:43.361	24.279	133	40.522	140	38.560	186	
3	<b>1:38.244</b>	<b>24.857</b>	<b>133</b>	<b>37.259</b>	<b>200</b>	<b>36.128</b>	<b>187</b>		7	<b>1:35.239</b>	24.427	132	<b>37.082</b>	<b>198</b>	<b>33.730</b>	<b>190</b>	
3	1:35.396	24.425	<b>135</b>	37.169	<b>199</b>	33.802	<b>190</b>		8	1:35.997	24.164	134	37.579	199	34.254	188	
4	1:35.315	24.272	133	37.222	198	33.821	188										

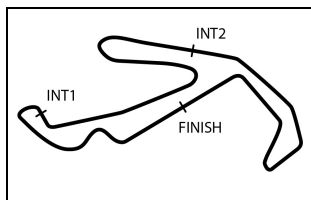
<b>19 Bianchi, CHE</b>									<b>theoretical besttime: 1:34.998</b>								
1	2:23.188	1:04.961	110	41.734	192	36.493	181		5	<b>1:35.042</b>	24.124	134	<b>37.129</b>	<b>198</b>	<b>33.789</b>	<b>186</b>	
2	1:44.596	25.413	130	41.719	134	37.464	186		6	1:35.274	24.259	134	37.169	198	33.846	187	
3	1:36.065	24.399	130	37.632	<b>198</b>	34.034	185		7	1:35.146	24.153	135	37.129	198	33.864	188	
4	1:35.791	24.229	132	37.497	198	34.065	187		8	1:37.613	<b>24.080</b>	<b>135</b>	39.395	198	34.138	187	
5	<b>1:35.623</b>	<b>24.282</b>	<b>132</b>	<b>37.356</b>	<b>197</b>	<b>33.985</b>	<b>186</b>										

<b>24 Dell Accio, ITA</b>									<b>theoretical besttime: 1:36.601</b>								
1	2:50.622	1:32.120	123	41.208	197	37.294	171		6	1:37.019	25.008	134	37.657	198	34.354	180	
2	1:40.181	25.891	131	38.525	197	35.765	177		7	<b>1:37.256</b>	24.946	<b>134</b>	37.556	<b>198</b>	34.754	<b>176</b>	
3	1:38.522	25.582	134	37.731	198	35.209	173		7	<b>1:36.676</b>	<b>24.754</b>	<b>134</b>	37.658	200	<b>34.264</b>	<b>188</b>	
4	1:38.979	26.009	<b>135</b>	38.471	199	34.499	<b>193</b>		8	1:37.836	25.019	129	38.146	198	34.671	192	
5	1:37.580	25.454	133	<b>37.583</b>	199	34.543	175										

<b>27 Malvestiti, ITA</b>									<b>theoretical besttime: 1:34.985</b>								
1	2:25.736	1:06.094	107	44.150	184	35.492	185		6	1:41.193	24.245	134	41.028	138	35.920	189	
2	1:39.961	25.031	133	40.294	179	34.636	188		7	<b>1:35.027</b>	<b>24.057</b>	<b>133</b>	<b>37.161</b>	<b>199</b>	33.809	188	
3	1:35.631	24.253	135	37.453	198	33.925	188		8	<b>1:34.987</b>	24.145	<b>134</b>	37.209	<b>198</b>	<b>33.633</b>	<b>187</b>	
4	1:35.337	24.328	<b>136</b>	37.196	<b>200</b>	33.813	<b>190</b>		8	1:35.752	24.201	135	37.287	198	34.264	190	
5	1:35.230	24.166	134	37.297	199	<b>33.767</b>	188										

<b>28 Ghiretti, FRA</b>									<b>theoretical besttime: 1:36.209</b>								
1	2:42.883	1:21.199	100	42.781	164	38.903	179		6	<b>1:36.260</b>	24.629	134	<b>37.532</b>	<b>198</b>	34.099	188	
2	1:40.286	25.945	131	39.366	196	34.975	<b>188</b>		7	1:42.305	26.086	123	40.356	149	35.863	186	
3	1:38.070	24.755	133	37.950	198	35.365	188		8	1:38.160	24.807	134	37.907	187	35.446	187	
4	1:36.569	24.769	132	37.727	198	<b>34.073</b>	188		9	1:38.181	25.707	131	38.040	195	34.434	188	
5	1:36.468	<b>24.604</b>	<b>134</b>	37.694	198	34.170	188										

<b>36 Lavigna, ITA</b>									<b>theoretical besttime: 1:35.153</b>								
1	2:35.128	1:09.692	115	44.811	156	40.625	174		6	1:35.452	24.198	135	37.301	198	33.953	195	
2	1:38.585	24.995	131	38.356	169	35.234	192		7	<b>1:35.385</b>	<b>24.308</b>	<b>135</b>	37.304	200	<b>33.776</b>	<b>193</b>	
3	1:35.548	24.377	135	<b>37.209</b>	197	33.962	192		7	1:35.609	<b>24.181</b>	<b>134</b>	37.488	199	33.940	193	
4	1:35.620	24.263	<b>136</b>	37.369	198	33.988	193		8	<b>1:35.326</b>	24.226	135	37.337	198	<b>33.763</b>	<b>176</b>	
5	1:35.436	24.287	134	37.221	<b>199</b>	33.928	193										



# Italian F4 Championship by Abarth

## Sector List Qualifying 2

Provisional



MISANO 2017

Misano World Circuit, Length: 4226m

Air temperature: 21.19°C

Track temperature: 19°C

Weather condition: Dry

Saturday, April 01, 2017 10:05:00

Lap	Time	SE1	SP1	SE2	SP2	SE3	SP3	TSP	Lap	Time	SE1	SP1	SE2	SP2	SE3	SP3	TSP
<b>42</b>	<b>Petrov, RUS</b>								<b>theoretical besttime: 1:34.291</b>								
1	2:59.558	1:44.772	122	39.872	187	34.914	185		6	1:34.706	24.182	137	36.913	200	33.611	190	
2	1:37.001	24.592	136	38.474	200	33.935	188		7	1:40.700	25.252	134	41.482	195	33.966	188	
3	1:34.882	24.224	<b>138</b>	36.975	200	33.683	189		8	<b>1:34.291</b>	<b>23.951</b>	<b>137</b>	<b>36.849</b>	<b>200</b>	<b>33.491</b>	<b>193</b>	
4	1:35.453	24.240	133	37.425	<b>200</b>	33.788	189		9	1:34.874	24.322	137	36.966	199	33.586	190	
5	1:34.658	24.068	136	36.955	199	33.635	188										

<b>44</b>	<b>Vips, EST</b>								<b>theoretical besttime: 1:34.208</b>								
1	2:15.588	55.714	114	39.655	194	40.219	181		5	<b>1:34.459</b>	<b>23.823</b>	<b>139</b>	37.151	200	33.485	188	
2	1:37.769	25.306	132	38.543	194	33.920	<b>189</b>		6	<del>1:34.288</del>	<del>23.759</del>	<del>138</del>	<del>36.944</del>	<del>199</del>	<del>33.648</del>	<del>187</del>	
3	<del>1:34.906</del>	<del>24.118</del>	<del>137</del>	<del>37.119</del>	<del>199</del>	<del>33.669</del>	<del>190</del>		6	<del>1:34.297</del>	<del>23.846</del>	<del>138</del>	<del>36.957</del>	<del>199</del>	<del>33.524</del>	<del>189</del>	
3	1:35.092	24.367	136	37.195	199	33.530	188		6	1:34.496	24.009	138	<b>36.926</b>	<b>198</b>	33.561	188	
4	1:34.474	23.973	137	37.042	199	<b>33.459</b>	187		7	1:34.578	23.834	139	36.967	198	33.777	187	

<b>45</b>	<b>Rodriguez Wright, GUA</b>								<b>theoretical besttime: 1:34.728</b>								
1	2:23.842	1:08.431	120	40.237	194	35.174	185		6	1:35.004	24.207	136	37.062	199	33.735	188	
2	1:38.143	25.475	134	37.794	193	34.874	185		7	1:35.055	24.236	136	37.106	201	33.713	190	
3	1:35.642	24.710	136	37.127	<b>201</b>	33.805	190		8	<b>1:34.851</b>	24.132	136	37.070	200	<b>33.649</b>	<b>187</b>	
4	1:35.061	24.273	<b>137</b>	<b>36.971</b>	201	33.817	<b>190</b>		9	1:35.441	<b>24.108</b>	<b>136</b>	37.075	201	34.258	188	
5	1:35.163	24.288	134	37.129	200	33.746	188										

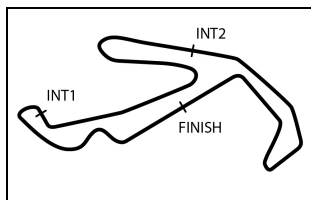
<b>46</b>	<b>Auricchio, ITA</b>								<b>theoretical besttime: 1:35.240</b>								
1	2:27.201	1:10.524	118	41.138	192	35.539	183		5	1:37.479	24.295	136	38.941	186	34.243	180	
2	1:37.345	25.172	133	37.890	198	34.283	189		6	1:35.395	24.358	135	37.228	199	33.809	188	
3	<del>1:37.465</del>	<del>24.447</del>	<del>137</del>	<del>38.282</del>	<del>174</del>	<del>34.736</del>	<del>192</del>		7	<b>1:35.240</b>	<b>24.216</b>	<b>136</b>	<b>37.225</b>	<b>199</b>	<b>33.799</b>	<b>179</b>	
3	1:35.934	24.438	137	37.531	197	33.965	<b>193</b>		8		24.253	136	38.800	178			
4	1:35.542	24.272	<b>137</b>	37.364	197	33.906	176										

<b>51</b>	<b>Festante, ITA</b>								<b>theoretical besttime: 1:34.752</b>								
1	2:23.560	1:07.418	120	40.367	196	35.775	185		6	1:35.059	24.265	139	37.034	200	33.760	188	
2	1:39.526	26.343	129	38.466	198	34.717	188		7	1:35.134	24.180	138	36.998	201	33.956	187	
3	1:36.135	24.498	135	37.242	<b>203</b>	34.395	185		8	<b>1:34.829</b>	24.174	138	<b>36.925</b>	<b>200</b>	33.730	188	
4	1:35.010	24.305	137	37.015	200	<b>33.690</b>	186		9	1:35.113	<b>24.137</b>	<b>138</b>	37.251	200	33.725	189	
5	1:35.261	24.289	137	36.991	201	33.981	<b>189</b>										

<b>55</b>	<b>De Branquinho Castro, BRA</b>								<b>theoretical besttime: 1:35.031</b>								
1	3:17.399	1:59.845	119	40.816	198	36.738	175		6	<b>1:35.172</b>	<b>24.028</b>	<b>136</b>	37.188	202	33.956	181	
2	1:38.231	25.576	134	38.256	198	34.399	179		7	1:36.439	24.283	137	37.844	198	34.312	180	
3	1:35.704	24.488	136	37.323	199	33.893	180		8	1:35.357	24.228	138	37.236	201	33.893	180	
4	1:35.404	24.219	<b>138</b>	37.347	201	<b>33.838</b>	180		9	1:35.187	24.130	137	<b>37.165</b>	<b>201</b>	33.892	180	
5	1:35.353	24.223	137	37.219	198	33.911	180										

<b>68</b>	<b>Correra Juan, USA</b>								<b>theoretical besttime: 1:34.592</b>								
1	2:13.485	55.946	111	40.206	192	37.333	181		5	<b>1:34.627</b>	24.023	138	<b>36.949</b>	<b>200</b>	33.655	188	
2	1:38.210	25.871	136	38.066	195	34.273	187		6	1:36.998	24.083	138	38.106	182	34.809	186	
3	1:35.235	24.319	136	37.240	200	33.676	188		7	1:34.799	<b>24.015</b>	<b>138</b>	37.100	200	33.684	187	
4	1:34.872	24.074	138	37.163	199	33.635	186		8	1:35.055	24.196	137	37.231	199	<b>33.628</b>	<b>189</b>	
5	<del>1:34.675</del>	<del>24.038</del>	<del>139</del>	<del>37.062</del>	<del>199</del>	<del>33.575</del>	<del>188</del>		9	1:34.980	24.268	138	37.063	199	33.649	188	

<b>74</b>	<b>Fittipaldi, BRA</b>								<b>theoretical besttime: 1:34.244</b>								
1	2:16.053	59.612	117	40.483	193	35.958	180		6	1:34.545	24.060	137	36.906	198	33.579	190	
2	1:43.032	27.569	123	39.633	191	35.830	187		7	<b>1:34.366</b>	24.006	137	<b>36.820</b>	<b>200</b>	<b>33.540</b>	<b>188</b>	
3	1:35.614	24.640	136	37.149	197	33.825	<b>190</b>		8	1:34.509	<b>23.884</b>	<b>136</b>	37.011	200	33.614	186	
4	1:35.037	24.300	135	37.078	199	33.659	189		9	<del>1:34.992</del>	<del>23.924</del>	<del>136</del>	<del>36.950</del>	<del>200</del>	<del>34.148</del>	<del>183</del>	
5	1:34.793	24.092	<b>138</b>	37.028	199	33.673	185		9		27.805	135	37.868	199			



# Italian F4 Championship by Abarth

## Sector List Qualifying 2

Provisional



Misano World Circuit, Length: 4226m

Air temperature: 21.19°C

Track temperature: 19°C

Weather condition: Dry

MISANO 2017

Saturday, April 01, 2017 10:05:00

Lap	Time	SE1	SP1	SE2	SP2	SE3	SP3	TSP	Lap	Time	SE1	SP1	SE2	SP2	SE3	SP3	TSP
<b>80</b>	Drugovich, BRA								<b>theoretical besttime: 1:34.277</b>								
1	2:05.804	44.943	115	42.122	168	38.739	129		6	1:34.841	24.133	137	37.043	202	33.665	191	
2	1:49.352	33.076	118	41.898	193	34.378	184		7	1:35.017	24.274	136	37.068	200	33.675	188	
3	1:35.564	24.460	<b>138</b>	37.410	197	33.694	190		8	1:34.518	24.031	138	37.067	200	<b>33.420</b>	<b>191</b>	
4	<b>1:34.428</b>	24.053	137	36.886	201	33.489	190		9	1:34.480	<b>24.005</b>	<b>136</b>	37.028	200	33.447	192	
5	1:34.612	24.160	137	37.020	200	33.432	192		10	1:34.596	24.134	137	<b>36.852</b>	<b>201</b>	33.610	193	

<b>82</b>	Venditti, ITA								<b>theoretical besttime: 1:36.221</b>								
1	2:42.278	1:19.920	117	43.448	148	38.910	181		5	1:36.566	24.587	134	37.763	196	34.216	193	
2	1:40.282	25.931	133	39.352	<b>198</b>	34.999	175		6	1:39.035	24.859	135	40.061	197	34.115	193	
3	1:37.594	24.986	131	37.972	197	34.636	193		7	1:37.579	<b>24.506</b>	<b>131</b>	38.711	190	34.362	196	
4	1:36.628	24.692	<b>139</b>	37.659	197	34.277	195		8	<b>1:36.386</b>	24.671	136	<b>37.622</b>	<b>197</b>	<b>34.093</b>	<b>196</b>	
5	<del>1:36.843</del>	<del>24.987</del>	<del>132</del>	<del>37.717</del>	<del>198</del>	<del>34.139</del>	<del>196</del>										

<b>83</b>	Moreira-Laliberte, CDN								<b>theoretical besttime: 1:34.561</b>								
1	1:58.652	43.214	115	40.027	192	35.411	182		5	<b>1:34.696</b>	24.159	134	<b>37.051</b>	<b>198</b>	<b>33.486</b>	<b>188</b>	
2	1:40.716	25.223	124	38.228	191	37.265	186		6	1:35.162	<b>24.024</b>	<b>135</b>	37.126	198	34.012	188	
3	1:36.168	24.318	135	37.263	198	34.587	187		7	1:34.992	24.147	135	37.082	199	33.763	187	
4	<del>1:35.261</del>	<del>24.423</del>	<del>135</del>	<del>37.142</del>	<del>199</del>	<del>33.696</del>	<del>188</del>		8	1:38.281	27.006	126	37.497	198	33.778	188	
4	1:35.037	24.097	<b>136</b>	37.266	<b>199</b>	33.674	<b>188</b>		9	1:35.040	24.085	136	37.102	198	33.853	188	

<b>88</b>	Hoogenboom, NLD								<b>theoretical besttime: 1:34.817</b>								
1	3:00.899	1:43.628	124	42.014	187	35.257	170		5	1:35.046	24.182	135	37.118	199	33.746	178	
2	<del>1:36.067</del>	<del>24.400</del>	<del>136</del>	<del>37.664</del>	<del>201</del>	<del>34.003</del>	<del>179</del>		6	1:35.100	<b>24.095</b>	<b>137</b>	37.208	200	33.797	190	
2	1:35.746	24.337	<b>137</b>	<b>37.052</b>	201	34.357	176		7	1:35.127	24.291	134	37.122	200	33.714	199	
3	1:35.737	24.314	137	37.074	<b>202</b>	34.349	193		8	<b>1:34.940</b>	24.140	135	37.130	198	<b>33.670</b>	<b>194</b>	
4	1:35.644	24.686	136	37.107	199	33.851	176										