

Hungaroring
F4 Italian Championship
Race - 2
Provisional Results




Cls	N°	Driver	Nat	Competitor	Nat	Rookie	Cls	Laps	Total Time	Gap	Interval	Km/h	Best	Time	Km/h
1	62	Dennis Hauger	NOR	Van Amersfoort Racing	NDL			14	29:03.466			126.6	9	1:43.297	152.6
2	57	Mikhael Belov	RUS	Bhaitech Srl	ITA			14	29:05.207	1.741	1.741	126.5	12	1:43.822	151.9
3	7	Paul Aron	EST	Prema Powerteam	ITA	R	1	14	29:07.365	3.899	2.158	126.3	12	1:43.979	151.6
4	5	Gianluca Petecof	BRA	Prema Powerteam	ITA			14	29:08.032	4.566	0.667	126.3	11	1:43.944	151.7
5	17	Jonny Edgar	GBR	Jenzer Motorsport	CHE	R	2	14	29:09.994	6.528	1.962	126.1	11	1:44.081	151.5
6	10	Oliver Rasmussen	DNK	Prema Powerteam	ITA			14	29:11.449	7.983	1.455	126.0	12	1:44.122	151.4
7	97	Roman Stanek	CZE	US Racing	DEU	R	3	14	29:11.870	8.404	0.421	126.0	13	1:44.126	151.4
8	4	Niklas Krütten	DEU	Van Amersfoort Racing	NDL			14	29:12.425	8.959	0.555	125.9	12	1:44.097	151.5
9	26	Joshua Dürksen	PRY	BWT Mucke Motorsport	DEU	R	4	14	29:14.860	11.394	2.435	125.8	12	1:44.519	150.8
10	22	Umberto Laganella	ITA	Bhaitech Srl	ITA			14	29:15.760	12.294	0.900	125.7	12	1:44.425	151.0
11	6	Ido Cohen	ISR	Van Amersfoort Racing	NDL			14	29:16.433	12.967	0.673	125.7	14	1:44.477	150.9
12	33	Jesse Salmenautio	FIN	DRZ Benelli ASD	ITA			14	29:17.526	14.060	1.093	125.6	9	1:44.545	150.8
13	25	William Alatalo	FIN	BWT Mucke Motorsport	DEU			14	29:18.231	14.765	0.705	125.5	13	1:44.621	150.7
14	23	Gregoire Saucy	CHE	R-ace GP	FRA			14	29:19.412	15.946	1.181	125.4	12	1:44.799	150.4
15	16	Giorgio Carrara	ARG	Jenzer Motorsport	CHE			14	29:22.494	19.028	3.082	125.2	11	1:44.899	150.3
16	55	Roe Meyuhas	ISR	Cram Motorsport	ITA	R	5	14	29:24.610	21.144	2.116	125.1	11	1:45.026	150.1
17	94	Daniel Vebster	SW	Cram Motorsport	ITA	R	6	14	29:25.588	22.122	0.978	125.0	11	1:45.180	149.9
18	12	Filipe Ugran	ROU	BVM Racing	ITA	R	7	14	29:25.913	22.447	0.325	125.0	11	1:45.054	150.1
19	2	Nico Göhler	DEU	BWT Mucke Motorsport	DEU	R	8	14	29:26.357	22.891	0.444	125.0	13	1:45.125	150.0
20	31	Pietro Delli Guanti	ITA	BVM Racing	ITA	R	9	14	29:27.367	23.901	1.010	124.9	11	1:45.233	149.8
21	88	Amna Al Qubaisi	UAE	Abu Dhabi Racing	UAE			14	29:29.484	26.018	2.117	124.7	10	1:45.199	149.9
22	18	Emidio Pesce	ITA	Jenzer Motorsport	CHE	R	10	14	29:31.949	28.483	2.465	124.6	12	1:45.429	149.5
23	20	Ivan Berets	RUS	DRZ Benelli ASD	ITA			14	29:35.307	31.841	3.358	124.3	10	1:44.733	150.5
24	99	Erwin Zanotti	ITA	BWT Mucke Motorsport	DEU	R	11	14	29:35.755	32.289	0.448	124.3	12	1:45.393	149.6
25	21	Axel Gnos	CHE	Jenzer Motorsport	CHE	R	12	14	29:36.015	32.549	0.260	124.3	11	1:45.230	149.8
26	24	Laszlo Toth	HUN	R-ace GP	FRA			14	29:39.287	35.821	3.272	124.0	13	1:45.644	149.2
27	29	Emilio Cipriani	VEN	Cram Motorsport	ITA			14	29:40.091	36.625	0.804	124.0	9	1:45.582	149.3
28	28	Sebastian Freymuth	DEU	AS Motorsport	SVN	R	13	14	29:44.274	40.808	4.183	123.7	13	1:46.422	148.1
29	81	Fabio Venditti	ITA	Corbetta Racing	ITA			14	29:46.420	42.954	2.146	123.6	13	1:46.116	148.6
30	84	Francesco Simonazzi	ITA	Cram Motorsport	ITA	R	14	14	29:53.780	50.314	7.360	123.0	11	1:45.355	149.6
31	77	Andrea Rosso	ITA	Antonelli Motorsport	ITA	R	15	14	30:33.335	1:29.869	39.555	120.4	13	1:45.569	149.3
Not classified: (Requirements: 75% of number laps of leader = 11 Laps)															
14	Nicola Marinangeli	ITA	Bhaitech Srl	ITA	R	16	7	17:59.228	7 Laps	7 Laps	102.2	6	1:46.800	147.6	
11	Alessandro Famularo	VEN	Prema Powerteam	ITA											
8	Roy Lucas Allecco	DEU	Van Amersfoort Racing	NDL											

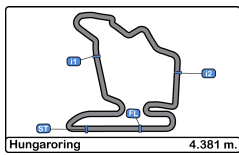
Fastest lap Dennis Hauger in 1:43.297 at 152.7 Km/h in lap 9

Published at:.....

Track Temp: **36.7 °C** Air Temp: **26.7 °C** Humidity: **52 %** Track Status: **DRY**

Stewards:	Race Director:	Timekeeper: 
------------------	-----------------------	---





Hungaroring
F4 Italian Championship
Race - 2
Provisional Results by Class



Cl	N°	Driver	Nat	Competitor	Nat	Rookie	Cls	Laps	Total Time	Gap	Interval	Km/h	Best	Time	Km/h
1	62	Dennis Hauger	NOR	Van Amersfoort Racing				14	29:03.466			126.6	9	1:43.297	152.6
2	57	Mikhael Belov	RUS	Bhaitech Srl				14	29:05.207	1.741	1.741	126.5	12	1:43.822	151.9
3	5	Gianluca Petecof	BRA	Prema Powerteam				14	29:08.032	4.566	2.825	126.3	11	1:43.944	151.7
4	10	Oliver Rasmussen	DNK	Prema Powerteam				14	29:11.449	7.983	3.417	126.0	12	1:44.122	151.4
5	4	Niklas Krütten	DEU	Van Amersfoort Racing				14	29:12.425	8.959	0.976	125.9	12	1:44.097	151.5
6	22	Umberto Laganella	ITA	Bhaitech Srl				14	29:15.760	12.294	3.335	125.7	12	1:44.425	151.0
7	6	Ido Cohen	ISR	Van Amersfoort Racing				14	29:16.433	12.967	0.673	125.7	14	1:44.477	150.9
8	33	Jesse Salmenautio	FIN	DRZ Benelli ASD				14	29:17.526	14.060	1.093	125.6	9	1:44.545	150.8
9	25	William Alatalo	FIN	BWT Mucke Motorsport				14	29:18.231	14.765	0.705	125.5	13	1:44.621	150.7
10	23	Gregoire Saucy	CHE	R-ace GP				14	29:19.412	15.946	1.181	125.4	12	1:44.799	150.4
11	16	Giorgio Carrara	ARG	Jenzer Motorsport				14	29:22.494	19.028	3.082	125.2	11	1:44.899	150.3
12	88	Amna Al Qubaisi	UAE	Abu Dhabi Racing				14	29:29.484	26.018	6.990	124.7	10	1:45.199	149.9
13	20	Ivan Berets	RUS	DRZ Benelli ASD				14	29:35.307	31.841	5.823	124.3	10	1:44.733	150.5
14	24	Laszlo Toth	HUN	R-ace GP				14	29:39.287	35.821	3.980	124.0	13	1:45.644	149.2
15	29	Emilio Cipriani	VEN	Cram Motorsport				14	29:40.091	36.625	0.804	124.0	9	1:45.582	149.3
16	81	Fabio Venditti	ITA	Corbetta Racing				14	29:46.420	42.954	6.329	123.6	13	1:46.116	148.6

Not classified: (Requirements: 75% of number laps of leader = 11 Laps)

- 11 Alessandro Famularo VEN Prema Powerteam
- 8 Roy Lucas Allecco DEU Van Amersfoort Racing

Rookie

1	7	Paul Aron	EST	Prema Powerteam		R	1	14	29:07.365			126.3	12	1:43.979	151.6
2	17	Jonny Edgar	GBR	Jenzer Motorsport		R	2	14	29:09.994	6.528	2.629	126.1	11	1:44.081	151.5
3	97	Roman Stanek	CZE	US Racing		R	3	14	29:11.870	8.404	1.876	126.0	13	1:44.126	151.4
4	26	Joshua Dürksen	PRY	BWT Mucke Motorsport		R	4	14	29:14.860	11.394	2.990	125.8	12	1:44.519	150.8
5	55	Roe Meyuhas	ISR	Cram Motorsport		R	5	14	29:24.610	21.144	9.750	125.1	11	1:45.026	150.1
6	94	Daniel Vebster	SW	Cram Motorsport		R	6	14	29:25.588	22.122	0.978	125.0	11	1:45.180	149.9
7	12	Filipe Ugran	ROU	BVM Racing		R	7	14	29:25.913	22.447	0.325	125.0	11	1:45.054	150.1
8	2	Nico Göhler	DEU	BWT Mucke Motorsport		R	8	14	29:26.357	22.891	0.444	125.0	13	1:45.125	150.0
9	31	Pietro Delli Guanti	ITA	BVM Racing		R	9	14	29:27.367	23.901	1.010	124.9	11	1:45.233	149.8
10	18	Emidio Pesce	ITA	Jenzer Motorsport		R	10	14	29:31.949	28.483	4.582	124.6	12	1:45.429	149.5
11	99	Erwin Zanotti	ITA	BWT Mucke Motorsport		R	11	14	29:35.755	32.289	3.806	124.3	12	1:45.393	149.6
12	21	Axel Gnos	CHE	Jenzer Motorsport		R	12	14	29:36.015	32.549	0.260	124.3	11	1:45.230	149.8
13	28	Sebastian Freymuth	DEU	AS Motorsport		R	13	14	29:44.274	40.808	8.259	123.7	13	1:46.422	148.1
14	84	Francesco Simonazzi	ITA	Cram Motorsport		R	14	14	29:53.780	50.314	9.506	123.0	11	1:45.355	149.6
15	77	Andrea Rosso	ITA	Antonelli Motorsport		R	15	14	30:33.335	1:29.869	39.555	120.4	13	1:45.569	149.3


Not classified: (Requirements: 75% of number laps of leader = 11 Laps)

- 14 Nicola Marinangeli ITA Bhaitech Srl

Fastest lap Dennis Hauger in 1:43.297 at 152.7 Km/h in lap 9

Published at:.....

Track Temp: **36.7 °C** Air Temp: **26.7 °C** Humidity: **52 %** Track Status: **DRY**

Stewards:	Race Director:	Timekeeper: 
------------------	-----------------------	---



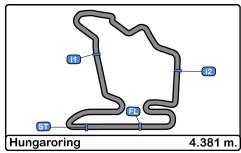


Hungaroring
F4 Italian Championship
Race - 2



Provisional Classification by Driver Fastest Lap

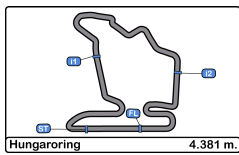
Cls	Nº	Driver	Nat	Competitor	Nat	Rookie	Cls	Laps	Best	Time	Gap	Interval	Km/h
1	62	Dennis Hauger	NOR	Van Amersfoort Racing	NDL			14	9	1:43.297			152.6
2	57	Mikhael Belov	RUS	Bhaitech Srl	ITA			14	12	1:43.822	0.525	0.525	151.9
3	5	Gianluca Petecof	BRA	Prema Powerteam	ITA			14	11	1:43.944	0.647	0.122	151.7
4	7	Paul Aron	EST	Prema Powerteam	ITA	R	1	14	12	1:43.979	0.682	0.035	151.6
5	17	Jonny Edgar	GBR	Jenzer Motorsport	CHE	R	2	14	11	1:44.081	0.784	0.102	151.5
6	4	Niklas Krütten	DEU	Van Amersfoort Racing	NDL			14	12	1:44.097	0.800	0.016	151.5
7	10	Oliver Rasmussen	DNK	Prema Powerteam	ITA			14	12	1:44.122	0.825	0.025	151.4
8	97	Roman Stanek	CZE	US Racing	DEU	R	3	14	13	1:44.126	0.829	0.004	151.4
9	22	Umberto Laganella	ITA	Bhaitech Srl	ITA			14	12	1:44.425	1.128	0.299	151.0
10	6	Ido Cohen	ISR	Van Amersfoort Racing	NDL			14	14	1:44.477	1.180	0.052	150.9
11	26	Joshua Dürksen	PRY	BWT Mucke Motorsport	DEU	R	4	14	12	1:44.519	1.222	0.042	150.8
12	33	Jesse Salmenautio	FIN	DRZ Benelli ASD	ITA			14	9	1:44.545	1.248	0.026	150.8
13	25	William Alatalo	FIN	BWT Mucke Motorsport	DEU			14	13	1:44.621	1.324	0.076	150.7
14	20	Ivan Berets	RUS	DRZ Benelli ASD	ITA			14	10	1:44.733	1.436	0.112	150.5
15	23	Gregoire Saucy	CHE	R-ace GP	FRA			14	12	1:44.799	1.502	0.066	150.4
16	16	Giorgio Carrara	ARG	Jenzer Motorsport	CHE			14	11	1:44.899	1.602	0.100	150.3
17	55	Roe Meyuhas	ISR	Cram Motorsport	ITA	R	5	14	11	1:45.026	1.729	0.127	150.1
18	12	Filipe Ugran	ROU	BVM Racing	ITA	R	6	14	11	1:45.054	1.757	0.028	150.1
19	2	Nico Göhler	DEU	BWT Mucke Motorsport	DEU	R	7	14	13	1:45.125	1.828	0.071	150.0
20	94	Daniel Vebster	SWE	Cram Motorsport	ITA	R	8	14	11	1:45.180	1.883	0.055	149.9
21	88	Amna Al Qubaisi	UAE	Abu Dhabi Racing	UAE			14	10	1:45.199	1.902	0.019	149.9
22	21	Axel Gnos	CHE	Jenzer Motorsport	CHE	R	9	14	11	1:45.230	1.933	0.031	149.8
23	31	Pietro Delli Guanti	ITA	BVM Racing	ITA	R	10	14	11	1:45.233	1.936	0.003	149.8
24	84	Francesco Simonazzi	ITA	Cram Motorsport	ITA	R	11	14	11	1:45.355	2.058	0.122	149.6
25	99	Erwin Zanotti	ITA	BWT Mucke Motorsport	DEU	R	12	14	12	1:45.393	2.096	0.038	149.6
26	18	Emidio Pesce	ITA	Jenzer Motorsport	CHE	R	13	14	12	1:45.429	2.132	0.036	149.5
27	77	Andrea Rosso	ITA	Antonelli Motorsport	ITA	R	14	14	13	1:45.569	2.272	0.140	149.3
28	29	Emilio Cipriani	VEN	Cram Motorsport	ITA			14	9	1:45.582	2.285	0.013	149.3
29	24	Laszlo Toth	HUN	R-ace GP	FRA			14	13	1:45.644	2.347	0.062	149.2
30	81	Fabio Venditti	ITA	Corbetta Racing	ITA			14	13	1:46.116	2.819	0.472	148.6
31	28	Sebastian Freymuth	DEU	AS Motorsport	SVN	R	15	14	13	1:46.422	3.125	0.306	148.1
32	14	Nicola Marinangeli	ITA	Bhaitech Srl	ITA	R	16	7	6	1:46.800	3.503	0.378	147.6



Hungaroring
F4 Italian Championship
Race - 2
Distance and Speed Average



Cls	Nº	Driver	Nat	Competitor	Nat	Rookie	Cls	Laps	Distance	Total Time	Km/h
1	62	Dennis Hauger	NOR	Van Amersfoort Racing	NDL			14	61.33	29:03.466	126.6
2	57	Mikhael Belov	RUS	Bhaitech Srl	ITA			14	61.33	29:05.207	126.5
3	7	Paul Aron	EST	Prema Powerteam	ITA	R	1	14	61.33	29:07.365	126.3
4	5	Gianluca Petecof	BRA	Prema Powerteam	ITA			14	61.33	29:08.032	126.3
5	17	Jonny Edgar	GBR	Jenzer Motorsport	CHE	R	2	14	61.33	29:09.994	126.1
6	10	Oliver Rasmussen	DNK	Prema Powerteam	ITA			14	61.33	29:11.449	126.0
7	97	Roman Stanek	CZE	US Racing	DEU	R	3	14	61.33	29:11.870	126.0
8	4	Niklas Krütten	DEU	Van Amersfoort Racing	NDL			14	61.33	29:12.425	125.9
9	26	Joshua Dürksen	PRY	BWT Mucke Motorsport	DEU	R	4	14	61.33	29:14.860	125.8
10	22	Umberto Laganella	ITA	Bhaitech Srl	ITA			14	61.33	29:15.760	125.7
11	6	Ido Cohen	ISR	Van Amersfoort Racing	NDL			14	61.33	29:16.433	125.7
12	33	Jesse Salmenautio	FIN	DRZ Benelli ASD	ITA			14	61.33	29:17.526	125.6
13	25	William Alatalo	FIN	BWT Mucke Motorsport	DEU			14	61.33	29:18.231	125.5
14	23	Gregoire Saucy	CHE	R-ace GP	FRA			14	61.33	29:19.412	125.4
15	16	Giorgio Carrara	ARG	Jenzer Motorsport	CHE			14	61.33	29:22.494	125.2
16	55	Roe Meyuhas	ISR	Cram Motorsport	ITA	R	5	14	61.33	29:24.610	125.1
17	94	Daniel Vebster	SWE	Cram Motorsport	ITA	R	6	14	61.33	29:25.588	125.0
18	12	Filipe Ugran	ROU	BVM Racing	ITA	R	7	14	61.33	29:25.913	125.0
19	2	Nico Göhler	DEU	BWT Mucke Motorsport	DEU	R	8	14	61.33	29:26.357	125.0
20	31	Pietro Delli Guanti	ITA	BVM Racing	ITA	R	9	14	61.33	29:27.367	124.9
21	88	Amna Al Qubaisi	UAE	Abu Dhabi Racing	UAE			14	61.33	29:29.484	124.7
22	18	Emidio Pesce	ITA	Jenzer Motorsport	CHE	R	10	14	61.33	29:31.949	124.6
23	20	Ivan Berets	RUS	DRZ Benelli ASD	ITA			14	61.33	29:35.307	124.3
24	99	Erwin Zanotti	ITA	BWT Mucke Motorsport	DEU	R	11	14	61.33	29:35.755	124.3
25	21	Axel Gnos	CHE	Jenzer Motorsport	CHE	R	12	14	61.33	29:36.015	124.3
26	24	Laszlo Toth	HUN	R-ace GP	FRA			14	61.33	29:39.287	124.0
27	29	Emilio Cipriani	VEN	Cram Motorsport	ITA			14	61.33	29:40.091	124.0
28	28	Sebastian Freymuth	DEU	AS Motorsport	SVN	R	13	14	61.33	29:44.274	123.7
29	81	Fabio Venditti	ITA	Corbetta Racing	ITA			14	61.33	29:46.420	123.6
30	84	Francesco Simonazzi	ITA	Cram Motorsport	ITA	R	14	14	61.33	29:53.780	123.0
31	77	Andrea Rosso	ITA	Antonelli Motorsport	ITA	R	15	14	61.33	30:33.335	120.4
Not classified: (Requirements: 75% of number laps of leader = 11 Laps)											
	14	Nicola Marinangeli	ITA	Bhaitech Srl	ITA	R	16	7	30.66	17:59.228	102.2
	11	Alessandro Famularo	VEN	Prema Powerteam	ITA						
	8	Roy Lucas Allecco	DEU	Van Amersfoort Racing	NDL						



Hungaroring
F4 Italian Championship
Race - 2
Lap Analysis



2 Nico Göhler Tatuus F.4 T014 Abarth **6** Ido Cohen Tatuus F.4 T014 Abarth
 R BWT Mucke Motorsport Van Amersfoort Racing

Lap D	Time	Sector 1	Sector 2	Sector 3	T. Spd	Elapsed	Lap D	Time	Sector 1	Sector 2	Sector 3	T. Spd	Elapsed
1	3:04.506 P	1:02.591	53.268	1:08.647	194.5	3:04.506	1	2:53.742 P	56.765	53.276	1:03.701	181.5	2:53.742
2	2:58.173 P	1:00.114	56.305	1:01.754		6:02.679	2	2:56.601 P	1:01.550	59.104	55.947		5:50.343
3	2:46.153 P	1:01.479	54.090	50.584		8:48.832	3	2:48.105 P	59.974	58.464	49.667		8:38.448
4	2:24.369	59.372	51.685	33.312		11:13.201	4	2:29.274	59.099	56.489	33.686		11:07.722
5	2:22.270	54.689	50.593	36.988	141.1	13:35.471	5	2:24.593	55.510	51.278	37.805	170.0	13:32.315
6	1:46.771	39.230	38.125	29.416	209.7	15:22.242	6	1:45.840	38.782	38.031	29.027	208.8	15:18.155
7	1:46.064	38.854	37.935	29.275	209.7	17:08.306	7	1:45.232	38.543	37.764	28.925	208.0	17:03.387
8	1:45.194	38.440	37.845	28.909	208.0	18:53.500	8	1:44.909	38.515	37.600	28.794	208.4	18:48.296
9	1:45.409	38.555	37.928	28.926	210.1	20:38.909	9	1:44.724	38.395	37.621	28.708	209.3	20:33.020
10	1:45.403	38.602	37.736	29.065	208.4	22:24.312	10	1:44.798	38.609	37.454	28.735	208.0	22:17.818
11	1:45.165	38.578	37.709	28.878	207.6	24:09.477	11	1:44.898	38.467	37.708	28.723	208.0	24:02.716
12	1:45.732	38.605	38.261	28.866	209.3	25:55.209	12	1:44.672	38.390	37.554	28.728	208.4	25:47.388
13	1:45.125	38.802	37.566	28.757	205.7	27:40.334	13	1:44.568	38.458	37.463	28.647	207.2	27:31.956
14	1:46.023	39.060	38.032	28.931	208.8	29:26.357	14	1:44.477	38.290	37.556	28.631	207.6	29:16.433

4 Niklas Krütten Tatuus F.4 T014 Abarth **7** Paul Aron Tatuus F.4 T014 Abarth
 Van Amersfoort Racing R Prema Powerteam

Lap D	Time	Sector 1	Sector 2	Sector 3	T. Spd	Elapsed	Lap D	Time	Sector 1	Sector 2	Sector 3	T. Spd	Elapsed
1	2:45.655 P	53.459	53.088	59.108	174.7	2:45.655	1	2:37.897 P	49.644	52.615	55.638	167.1	2:37.897
2	2:57.926 P	1:06.195	56.709	55.022		5:43.581	2	2:56.193 P	1:09.800	55.631	50.762		5:34.090
3	2:47.955 P	1:02.784	56.143	49.028		8:31.536	3	2:48.470 P	1:06.681	54.901	46.888		8:22.560
4	2:32.914	1:01.316	54.754	36.844		11:04.450	4	2:37.885	1:05.066	53.582	39.237		11:00.445
5	2:26.256	54.267	52.310	39.679	148.1	13:30.706	5	2:28.724	52.459	54.505	41.760	157.8	13:29.169
6	1:46.071	38.915	38.039	29.117	208.4	15:16.777	6	1:45.090	38.522	37.783	28.785	207.2	15:14.259
7	1:44.931	38.482	37.647	28.802	207.6	17:01.708	7	1:44.392	38.269	37.425	28.698	207.2	16:58.651
8	1:44.516	38.332	37.462	28.722	208.4	18:46.224	8	1:44.261	38.144	37.425	28.692	206.8	18:42.912
9	1:44.286	38.314	37.384	28.588	207.6	20:30.510	9	1:44.017	38.175	37.239	28.603	206.5	20:26.929
10	1:44.601	38.466	37.439	28.696	208.0	22:15.111	10	1:44.058	38.163	37.244	28.651	206.8	22:10.987
11	1:44.396	38.391	37.302	28.703	208.0	23:59.507	11	1:43.992	38.230	37.182	28.580	206.8	23:54.979
12	1:44.097	38.192	37.322	28.583	208.4	25:43.604	12	1:43.979	38.166	37.207	28.606	206.8	25:38.958
13	1:44.343	38.353	37.386	28.604	208.4	27:27.947	13	1:44.077	38.164	37.232	28.681	207.2	27:23.035
14	1:44.478	38.392	37.496	28.590	207.6	29:12.425	14	1:44.330	38.165	37.396	28.769	206.5	29:07.365

5 Gianluca Petecof Tatuus F.4 T014 Abarth **8** Roy Lucas Allecco Tatuus F.4 T014 Abarth
 Prema Powerteam Van Amersfoort Racing

Lap D	Time	Sector 1	Sector 2	Sector 3	T. Spd	Elapsed	Lap D	Time	Sector 1	Sector 2	Sector 3	T. Spd	Elapsed
1	2:39.033 P	50.527	52.646	55.860	172.8	2:39.033	10	Oliver Rasmussen Tatuus F.4 T014 Abarth					
2	2:56.226 P	1:09.555	55.679	50.992		5:35.259	Prema Powerteam						
3	2:49.124 P	1:07.344	53.736	48.044		8:24.383	Lap D	Time	Sector 1	Sector 2	Sector 3	T. Spd	Elapsed
4	2:36.697	1:04.200	53.409	39.088		11:01.080	1	2:42.634 P	51.793	52.633	58.208	171.1	2:42.634
5	2:28.374	52.495	54.419	41.460	164.1	13:29.454	2	2:56.762 P	1:07.467	55.735	53.560		5:39.396
6	1:45.222	38.661	37.723	28.838	210.1	15:14.676	3	2:48.261 P	1:04.993	53.263	50.005		8:27.657
7	1:44.494	38.220	37.528	28.746	209.3	16:59.170	4	2:35.191	1:02.543	53.295	39.353		11:02.848
8	1:44.508	38.402	37.591	28.515	209.7	18:43.678	5	2:27.266	53.467	53.255	40.544	171.9	13:30.114
9	1:44.158	38.297	37.372	28.489	208.4	20:27.836	6	1:45.950	38.961	38.002	28.987	210.1	15:16.064
10	1:44.005	38.241	37.251	28.513	208.0	22:11.841	7	1:44.503	38.439	37.357	28.707	208.0	17:00.567
11	1:43.944	38.131	37.289	28.524	208.4	23:55.785	8	1:44.548	38.312	37.542	28.694	208.4	18:45.115
12	1:44.032	38.161	37.342	28.529	208.4	25:39.817	9	1:44.425	38.314	37.381	28.730	208.8	20:29.540
13	1:43.981	38.188	37.278	28.515	208.4	27:23.798	10	1:44.666	38.397	37.603	28.666	207.2	22:14.206
14	1:44.234	38.122	37.565	28.547	208.0	29:08.032	11	1:44.202	38.178	37.360	28.664	208.0	23:58.408
							12	1:44.122	38.207	37.364	28.551	207.2	25:42.530
							13	1:44.285	38.214	37.432	28.639	207.2	27:26.815
							14	1:44.634	38.361	37.424	28.849	207.2	29:11.449

11 Alessandro Famularo Tatuus F.4 T014 Abarth



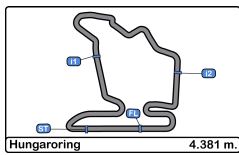


Hungaroring
F4 Italian Championship
Race - 2
Lap Analysis



Prema Powerteam							17									
Filipe Ugran							Jonny Edgar									
R							R									
Lap	D	Time	Sector 1	Sector 2	Sector 3	T. Spd	Elapsed	Lap	D	Time	Sector 1	Sector 2	Sector 3	T. Spd	Elapsed	
Tatuus F.4 T014 Abarth							Tatuus F.4 T014 Abarth									
BVM Racing							Jenzer Motorsport									
1		3:02.454	P	1:01.239	52.903	1:08.312	191.8	3:02.454	1	2:40.823	P	51.081	52.871	56.871	168.7	2:40.823
2		2:57.909	P	1:00.575	56.577	1:00.757		6:00.363	2	2:56.912	P	1:08.302	55.697	52.913		5:37.735
3		2:46.808	P	1:02.090	54.115	50.603		8:47.171	3	2:48.048	P	1:05.747	53.637	48.664		8:25.783
4		2:24.911		59.779	51.536	33.596		11:12.082	4	2:36.265		1:03.449	53.306	39.510		11:02.048
5		2:22.616		54.556	51.091	36.969	151.6	13:34.698	5	2:27.841		52.764	53.942	41.135	157.6	13:29.889
6		1:46.739		39.041	38.406	29.292	208.4	15:21.437	6	1:45.484		38.777	37.791	28.916	206.8	15:15.373
7		1:46.039		38.735	38.187	29.117	208.8	17:07.476	7	1:44.519		38.427	37.405	28.687	207.6	16:59.892
8		1:45.188		38.585	37.573	29.030	207.2	18:52.664	8	1:44.577		38.388	37.362	28.827	208.0	18:44.469
9		1:45.181		38.528	37.590	29.063	207.2	20:37.845	9	1:44.394		38.459	37.294	28.641	208.0	20:28.863
10		1:45.670		38.761	37.723	29.186	207.6	22:23.515	10	1:44.519		38.557	37.338	28.624	206.8	22:13.382
11		1:45.054		38.644	37.524	28.886	205.7	24:08.569	11	1:44.081		38.413	37.182	28.486	206.1	23:57.463
12		1:45.481		38.834	37.710	28.937	206.1	25:54.050	12	1:44.095		38.326	37.242	28.527	207.2	25:41.558
13		1:45.928		38.669	38.065	29.194	208.0	27:39.978	13	1:44.185		38.346	37.202	28.637	206.8	27:25.743
14		1:45.935		39.192	37.819	28.924	204.9	29:25.913	14	1:44.251		38.436	37.210	28.605	205.3	29:09.994
Nicola Marinangeli							18									
R							Emidio Pesce									
Bhaitech Srl							R									
Lap <th>D</th> <th>Time</th> <th>Sector 1</th> <th>Sector 2</th> <th>Sector 3</th> <th>T. Spd</th> <th>Elapsed</th> <th>Lap</th> <th>D</th> <th>Time</th> <th>Sector 1</th> <th>Sector 2</th> <th>Sector 3</th> <th>T. Spd</th> <th>Elapsed</th>	D	Time	Sector 1	Sector 2	Sector 3	T. Spd	Elapsed	Lap	D	Time	Sector 1	Sector 2	Sector 3	T. Spd	Elapsed	
Tatuus F.4 T014 Abarth							Tatuus F.4 T014 Abarth									
Jenzer Motorsport							Jenzer Motorsport									
1		3:11.079	P	1:04.817	54.177	1:12.085	187.5	3:11.079	1	3:09.586	P	1:04.176	53.769	1:11.641	189.4	3:09.586
2		2:57.620	P	1:05.503	47.423	1:04.694		6:08.699	2	2:55.812	P	1:00.643	52.070	1:03.099		6:05.398
3		2:45.713	P	1:02.619	51.857	51.237		8:54.412	3	2:45.982	P	1:00.509	54.184	51.289		8:51.380
4		2:21.936		1:01.881	46.759	33.296		11:16.348	4	2:23.210		1:00.007	49.688	33.515		11:14.590
5		2:20.958		53.646	50.174	37.138	141.3	13:37.306	5	2:22.404		54.389	50.404	37.611	145.1	13:36.994
6		1:46.800		39.195	38.340	29.265	205.7	15:24.106	6	1:46.801		38.977	38.300	29.524	206.8	15:23.795
7		2:35.122	P	45.444	59.394	50.284	205.7	17:59.228	7	1:46.939		39.490	38.202	29.247	205.7	17:10.734
Giorgio Carrara							20									
R							Ivan Berets									
Jenzer Motorsport							DRZ Benelli ASD									
Lap <th>D</th> <th>Time</th> <th>Sector 1</th> <th>Sector 2</th> <th>Sector 3</th> <th>T. Spd</th> <th>Elapsed</th> <th>Lap</th> <th>D</th> <th>Time</th> <th>Sector 1</th> <th>Sector 2</th> <th>Sector 3</th> <th>T. Spd</th> <th>Elapsed</th>	D	Time	Sector 1	Sector 2	Sector 3	T. Spd	Elapsed	Lap	D	Time	Sector 1	Sector 2	Sector 3	T. Spd	Elapsed	
Tatuus F.4 T014 Abarth							Tatuus F.4 T014 Abarth									
Jenzer Motorsport							DRZ Benelli ASD									
1		2:59.809	P	59.340	53.571	1:06.898	187.8	2:59.809	1	3:24.195	P	1:09.461	57.234	1:17.500	160.9	3:24.195
2		2:58.847	P	1:01.043	57.352	1:00.452		5:58.656	2	2:57.067	P	1:01.673	43.931	1:11.463		6:21.262
3		2:46.176	P	1:02.538	54.252	49.386		8:44.832	3	2:45.561	P	1:00.553	47.682	57.326		9:06.823
4		2:26.146		59.876	52.749	33.521		11:10.978	4	2:15.160		59.899	42.389	32.872		11:21.983
5		2:23.106		54.745	51.374	36.987	153.8	13:34.084	5	2:18.570		53.416	50.109	35.045	138.2	13:40.553
6		1:46.722		38.854	38.091	29.777	207.2	15:20.806	6	1:47.341		38.930	39.030	29.381	211.3	15:27.894
7		1:45.555		38.579	37.894	29.082	210.5	17:06.361	7	1:46.717		39.014	38.422	29.281	208.4	17:14.611
8		1:45.123		38.412	37.790	28.921	208.8	18:51.484	8	1:46.301		38.590	38.314	29.397	208.0	19:00.912
9		1:45.095		38.550	37.540	29.005	208.8	20:36.579	9	1:47.387		39.096	39.228	29.063	211.7	20:48.299
10		1:45.193		38.478	37.755	28.960	208.8	22:21.772	10	1:44.733		38.274	37.636	28.823	211.3	22:33.032
11		1:44.899		38.399	37.686	28.814	208.8	24:06.671	11	1:45.255		38.654	37.830	28.771	208.8	24:18.287
12		1:45.730		38.525	38.419	28.786	210.1	25:52.401	12	1:45.232		38.601	37.732	28.899	208.8	26:03.519
13		1:45.029		38.539	37.670	28.820	207.2	27:37.430	13	1:45.300		38.699	37.807	28.794	208.0	27:48.819
14		1:45.064		38.485	37.729	28.850	206.5	29:22.494	14	1:46.488		38.329	38.755	29.404	206.8	29:35.307





Hungaroring
F4 Italian Championship
Race - 2
Lap Analysis



21 Axel Gnos R Tatuus F.4 T014 Abarth **24** Laszlo Toth R Tatuus F.4 T014 Abarth
 Jenzer Motorsport R-ace GP

Lap D	Time	Sector 1	Sector 2	Sector 3	T. Spd	Elapsed	Lap D	Time	Sector 1	Sector 2	Sector 3	T. Spd	Elapsed
1	3:17.006 P	1:06.225	55.613	1:15.168	163.6	3:17.006	1	3:17.899 P	1:06.555	56.267	1:15.077	171.9	3:17.899
2	2:56.839 P	1:02.896	46.585	1:07.358		6:13.845	2	2:57.085 P	1:03.165	45.975	1:07.945		6:14.984
3	2:46.544 P	1:01.704	50.187	54.653		9:00.389	3	2:47.026 P	1:02.911	48.797	55.318		9:02.010
4	2:18.021	59.814	45.046	33.161		11:18.410	4	2:16.825	59.137	44.763	32.925		11:18.835
5	2:20.375	54.247	49.601	36.527	141.5	13:38.785	5	2:20.424	54.207	49.576	36.641	152.7	13:39.259
6	1:47.312	39.304	38.669	29.339	207.6	15:26.097	6	1:47.411	39.061	39.020	29.330	206.1	15:26.670
7	1:46.532	38.862	38.812	28.858	206.8	17:12.629	7	1:47.036	39.554	38.311	29.171	205.7	17:13.706
8	1:46.408	38.611	38.528	29.269	208.8	18:59.037	8	1:46.920	38.714	38.873	29.333	206.5	19:00.626
9	1:48.113	39.094	40.163	28.856	204.5	20:47.150	9	1:47.400	39.116	39.227	29.057	206.5	20:48.026
10	1:45.448	38.812	37.861	28.775	204.9	22:32.598	10	1:46.458	39.216	38.246	28.996	205.3	22:34.484
11	1:45.230	38.897	37.633	28.700	205.7	24:17.828	11	1:46.040	39.007	38.116	28.917	204.9	24:20.524
12	1:45.315	38.814	37.636	28.865	206.5	26:03.143	12	1:46.208	38.914	38.332	28.962	204.5	26:06.732
13	1:46.235	39.489	37.772	28.974	206.1	27:49.378	13	1:45.644	38.898	37.871	28.875	203.3	27:52.376
14	1:46.637	38.796	38.659	29.182	206.8	29:36.015	14	1:46.911	38.961	38.929	29.021	204.5	29:39.287

22 Umberto Laganella Bhaitech Srl Tatuus F.4 T014 Abarth **25** William Alatalo BWT Mucke Motorsport

Lap D	Time	Sector 1	Sector 2	Sector 3	T. Spd	Elapsed	Lap D	Time	Sector 1	Sector 2	Sector 3	T. Spd	Elapsed
1	2:48.866 P	55.109	53.104	1:00.653	175.0	2:48.866	1	2:55.147 P	57.458	53.302	1:04.387	185.8	2:55.147
2	2:58.007 P	1:04.880	59.199	53.928		5:46.873	2	2:56.930 P	1:02.562	57.499	56.869		5:52.077
3	2:49.214 P	1:01.900	58.484	48.830		8:36.087	3	2:48.328 P	1:01.053	56.709	50.566		8:40.405
4	2:30.153	58.882	57.260	34.011		11:06.240	4	2:28.348	1:00.630	54.042	33.676		11:08.753
5	2:25.348	55.594	51.439	38.315	178.2	13:31.588	5	2:24.077	55.436	51.154	37.487	160.4	13:32.830
6	1:46.040	38.934	38.127	28.979	206.8	15:17.628	6	1:46.371	38.642	38.619	29.110	207.6	15:19.201
7	1:45.236	38.531	37.737	28.968	208.8	17:02.864	7	1:45.135	38.417	37.687	29.031	208.4	17:04.336
8	1:44.974	38.576	37.590	28.808	208.4	18:47.838	8	1:45.069	38.410	37.760	28.899	208.0	18:49.405
9	1:44.518	38.421	37.411	28.686	206.8	20:32.356	9	1:44.732	38.291	37.679	28.762	208.4	20:34.137
10	1:44.584	38.428	37.345	28.811	207.2	22:16.940	10	1:44.870	38.426	37.575	28.869	207.6	22:19.007
11	1:45.169	38.486	37.999	28.684	206.8	24:02.109	11	1:45.012	38.383	37.719	28.910	208.4	24:04.019
12	1:44.425	38.382	37.414	28.629	206.5	25:46.534	12	1:44.931	38.472	37.531	28.928	207.2	25:48.950
13	1:44.680	38.380	37.629	28.671	207.6	27:31.214	13	1:44.621	38.539	37.339	28.743	206.8	27:33.571
14	1:44.546	38.490	37.349	28.707	206.1	29:15.760	14	1:44.660	38.431	37.432	28.797	206.8	29:18.231

23 Gregoire Saucy R-ace GP Tatuus F.4 T014 Abarth **26** Joshua Dürksen BWT Mucke Motorsport

Lap D	Time	Sector 1	Sector 2	Sector 3	T. Spd	Elapsed	Lap D	Time	Sector 1	Sector 2	Sector 3	T. Spd	Elapsed
1	2:57.072 P	58.150	53.711	1:05.211	173.0	2:57.072	1	2:47.602 P	54.304	52.878	1:00.420	177.6	2:47.602
2	2:56.234 P	1:01.311	57.669	57.254		5:53.306	2	2:57.718 P	1:05.595	57.229	54.894		5:45.320
3	2:48.562 P	1:00.404	57.052	51.106		8:41.868	3	2:48.246 P	1:02.162	56.901	49.183		8:33.566
4	2:27.798	59.654	54.208	33.936		11:09.666	4	2:31.972	1:00.560	55.367	36.045		11:05.538
5	2:23.504	54.858	51.123	37.523	159.2	13:33.170	5	2:25.798	55.709	51.542	38.547	155.1	13:31.336
6	1:46.604	38.806	38.353	29.445	206.8	15:19.774	6	1:45.996	38.979	37.962	29.055	206.8	15:17.332
7	1:45.241	38.620	37.742	28.879	205.7	17:05.015	7	1:45.223	38.472	37.811	28.940	208.0	17:02.555
8	1:45.028	38.525	37.585	28.918	206.8	18:50.043	8	1:44.697	38.445	37.447	28.805	206.8	18:47.252
9	1:44.985	38.664	37.634	28.687	205.7	20:35.028	9	1:44.627	38.535	37.347	28.745	206.8	20:31.879
10	1:44.839	38.485	37.591	28.763	207.6	22:19.867	10	1:44.574	38.466	37.364	28.744	206.5	22:16.453
11	1:44.904	38.508	37.633	28.763	206.1	24:04.771	11	1:44.644	38.450	37.419	28.775	206.8	24:01.097
12	1:44.799	38.473	37.547	28.779	206.8	25:49.570	12	1:44.519	38.475	37.282	28.762	206.8	25:45.616
13	1:44.932	38.442	37.697	28.793	206.5	27:34.502	13	1:44.606	38.449	37.416	28.741	206.5	27:30.222
14	1:44.910	38.542	37.582	28.786	205.3	29:19.412	14	1:44.638	38.506	37.360	28.772	206.1	29:14.860





Hungaroring
F4 Italian Championship
Race - 2
Lap Analysis



28

Sebastian Freymuth

Tatuus F.4 T014 Abarth

33

Jesse Salmenautio

Tatuus F.4 T014 Abarth

R

AS Motorsport

DRZ Benelli ASD

Lap	D	Time	Sector 1	Sector 2	Sector 3	T. Spd	Elapsed	Lap	D	Time	Sector 1	Sector 2	Sector 3	T. Spd	Elapsed
1		3:22.063	P 1:08.028	57.937	1:16.098	166.1	3:22.063	1		2:52.404	P 55.938	53.605	1:02.861	179.4	2:52.404
2		2:57.657	P 1:02.310	44.925	1:10.422		6:19.720	2		2:56.739	P 1:02.340	59.216	55.183		5:49.143
3		2:46.056	P 1:00.888	48.268	56.900		9:05.776	3		2:48.093	P 1:00.537	58.547	49.009		8:37.236
4		2:15.124	59.759	43.121	32.244		11:20.900	4		2:29.765	58.620	57.603	33.542		11:07.001
5		2:19.352	53.488	50.501	35.363	130.5	13:40.252	5		2:24.931	55.738	51.234	37.959	175.8	13:31.932
6		1:48.082	39.000	39.141	29.941	208.8	15:28.334	6		1:46.718	39.369	38.302	29.047	208.8	15:18.650
7		1:46.939	39.232	38.599	29.108	205.3	17:15.273	7		1:45.149	38.475	37.884	28.790	208.0	17:03.799
8		1:47.292	39.153	38.808	29.331	205.3	19:02.565	8		1:45.052	38.455	37.898	28.699	209.7	18:48.851
9		1:46.909	39.062	38.495	29.352	206.1	20:49.474	9		1:44.545	38.460	37.569	28.516	209.3	20:33.396
10		1:47.289	39.472	38.425	29.392	203.0	22:36.763	10		1:45.079	38.433	37.892	28.754	210.1	22:18.475
11		1:46.600	39.013	38.517	29.070	204.5	24:23.363	11		1:44.877	38.492	37.707	28.678	208.4	24:03.352
12		1:46.954	39.041	38.600	29.313	204.1	26:10.317	12		1:44.663	38.316	37.659	28.688	208.8	25:48.015
13		1:46.422	39.027	38.165	29.230	202.6	27:56.739	13		1:44.777	38.453	37.565	28.759	208.4	27:32.792
14		1:47.535	39.085	39.180	29.270	204.5	29:44.274	14		1:44.734	38.401	37.664	28.669	208.0	29:17.526

29

Emilio Cipriani

Tatuus F.4 T014 Abarth

55

Roe Meyhuas

Tatuus F.4 T014 Abarth

Cram Motorsport

R

Cram Motorsport

Lap	D	Time	Sector 1	Sector 2	Sector 3	T. Spd	Elapsed	Lap	D	Time	Sector 1	Sector 2	Sector 3	T. Spd	Elapsed
1		3:20.230	P 1:07.312	58.048	1:14.870	170.8	3:20.230	1		2:57.902	P 58.736	53.707	1:05.459	178.5	2:57.902
2		2:57.041	P 1:01.831	46.125	1:09.085		6:17.271	2		2:56.471	P 1:01.619	57.180	57.672		5:54.373
3		2:46.534	P 1:02.033	48.566	55.935		9:03.805	3		2:48.631	P 1:00.113	57.398	51.120		8:43.004
4		2:15.906	1:00.013	44.076	31.817		11:19.711	4		2:27.204	59.289	53.979	33.936		11:10.208
5		2:20.265	54.221	50.601	35.443	142.2	13:39.976	5		2:23.308	54.869	51.114	37.325	157.6	13:33.516
6		1:48.884	39.917	38.861	30.106	204.9	15:28.860	6		1:46.964	38.906	38.392	29.666	209.3	15:20.480
7		1:46.955	38.955	38.624	29.376	206.5	17:15.815	7		1:45.349	38.625	37.763	28.961	207.6	17:05.829
8		1:48.366	38.727	39.804	29.835	208.0	19:04.181	8		1:45.079	38.614	37.592	28.873	207.2	18:50.908
9		1:45.582	38.822	37.700	29.060	204.5	20:49.763	9		1:45.063	38.577	37.627	28.859	207.2	20:35.971
10		1:45.884	38.993	37.750	29.141	208.0	22:35.647	10		1:45.314	38.629	37.672	29.013	207.2	22:21.285
11		1:45.761	38.901	37.794	29.066	205.7	24:21.408	11		1:45.026	38.585	37.565	28.876	206.5	24:06.311
12		1:45.837	38.668	38.101	29.068	206.8	26:07.245	12		1:46.894	39.337	38.419	29.138	206.5	25:53.205
13		1:45.690	38.598	38.066	29.026	207.2	27:52.935	13		1:45.499	38.748	37.813	28.938	207.2	27:38.704
14		1:47.156	38.922	39.118	29.116	207.2	29:40.091	14		1:45.906	38.610	38.480	28.816	206.8	29:24.610

31

Pietro Delli Guanti

Tatuus F.4 T014 Abarth

57

Mikhael Belov

Tatuus F.4 T014 Abarth

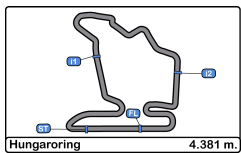
R

BVM Racing

Bhaitech Srl

Lap	D	Time	Sector 1	Sector 2	Sector 3	T. Spd	Elapsed	Lap	D	Time	Sector 1	Sector 2	Sector 3	T. Spd	Elapsed
1		3:03.428	P 1:01.916	53.071	1:08.441	184.9	3:03.428	1		2:35.447	P 48.624	52.357	54.466	165.3	2:35.447
2		2:58.135	P 1:00.392	56.479	1:01.264		6:01.563	2		2:57.208	P 1:10.950	56.049	50.209		5:32.655
3		2:46.708	P 1:01.984	54.303	50.421		8:48.271	3		2:48.803	P 1:07.096	54.981	46.726		8:21.458
4		2:24.489	59.393	51.790	33.306		11:12.760	4		2:38.029	1:05.099	53.330	39.600		10:59.487
5		2:22.380	54.488	50.886	37.006	145.7	13:35.140	5		2:29.361	52.432	54.719	42.210	173.3	13:28.848
6		1:46.796	39.140	38.195	29.461	207.2	15:21.936	6		1:44.832	38.585	37.405	28.842	205.3	15:13.680
7		1:46.006	38.873	37.992	29.141	207.2	17:07.942	7		1:44.031	38.248	37.270	28.513	205.7	16:57.711
8		1:45.258	38.492	37.739	29.027	207.6	18:53.200	8		1:43.945	38.301	37.211	28.433	205.7	18:41.656
9		1:45.302	38.647	37.722	28.933	207.6	20:38.502	9		1:43.957	38.286	37.217	28.454	206.1	20:25.613
10		1:45.403	38.630	37.736	29.037	206.1	22:23.905	10		1:43.825	38.251	37.148	28.426	205.7	22:09.438
11		1:45.233	38.604	37.580	29.049	207.6	24:09.138	11		1:44.118	38.436	37.182	28.500	205.3	23:53.556
12		1:46.764	38.780	38.937	29.047	206.5	25:55.902	12		1:43.822	38.254	37.133	28.435	204.5	25:37.378
13		1:45.626	38.864	37.567	29.195	205.7	27:41.528	13		1:43.965	38.282	37.206	28.477	206.5	27:21.343
14		1:45.839	38.777	37.794	29.268	204.9	29:27.367	14		1:43.864	38.241	37.145	28.478	206.1	29:05.207





Hungaroring

F4 Italian Championship

Race - 2

Lap Analysis



62

Dennis Hauger

Tatuus F.4 T014 Abarth

84

Francesco Simonazzi

Tatuus F.4 T014 Abarth

Van Amersfoort Racing

R

Cram Motorsport

Lap	D	Time	Sector 1	Sector 2	Sector 3	T. Spd	Elapsed	Lap	D	Time	Sector 1	Sector 2	Sector 3	T. Spd	Elapsed
1		2:34.688	P 48.301	51.938	54.449	167.1	2:34.688	1		3:14.252	P 1:05.749	54.759	1:13.744	174.7	3:14.252
2		2:57.326	P 1:11.157	55.892	50.277		5:32.014	2		2:57.037	P 1:03.375	47.660	1:06.002		6:11.289
3		2:48.467	P 1:07.019	54.812	46.636		8:20.481	3		2:46.883	P 1:02.480	50.655	53.748		8:58.172
4		2:38.371	1:05.594	52.924	39.853		10:58.852	4		2:18.924	59.613	46.490	32.821		11:17.096
5		2:29.246	52.165	54.767	42.314	170.8	13:28.098	5		2:20.913	54.029	50.048	36.836	145.1	13:38.009
6		1:44.257	38.335	37.371	28.551	206.1	15:12.355	6		1:49.015	39.871	38.694	30.450	210.1	15:27.024
7		1:43.690	38.153	37.119	28.418	206.8	16:56.045	7		1:46.093	38.702	38.331	29.060	208.4	17:13.117
8		1:43.542	38.058	37.079	28.405	206.8	18:39.587	8		1:46.117	38.516	38.308	29.293	207.6	18:59.234
9		1:43.297	37.964	36.979	28.354	207.2	20:22.884	9		1:45.471	39.079	37.536	28.856	207.2	20:44.705
10		1:43.673	38.096	37.083	28.494	206.5	22:06.557	10		1:45.384	38.439	37.999	28.946	206.8	22:30.089
11		1:44.614	38.293	37.651	28.670	206.5	23:51.171	11		1:45.355	38.440	38.030	28.885	207.2	24:15.444
12		1:44.162	38.137	37.274	28.751	206.5	25:35.333	12		1:45.389	38.540	37.964	28.885	207.6	26:00.833
13		1:43.850	38.263	37.130	28.457	207.2	27:19.183	13		1:45.602	38.672	37.755	29.175	206.1	27:46.435
14		1:44.283	38.330	37.417	28.536	205.7	29:03.466	14		2:07.345	38.516	59.796	29.033	207.6	29:53.780

77

Andrea Rosso

Tatuus F.4 T014 Abarth

88

Amna Al Qubaisi

Tatuus F.4 T014 Abarth

R

Antonelli Motorsport

Abu Dhabi Racing

Lap	D	Time	Sector 1	Sector 2	Sector 3	T. Spd	Elapsed	Lap	D	Time	Sector 1	Sector 2	Sector 3	T. Spd	Elapsed
1		3:26.250	P 1:06.595	55.813	1:23.842	170.6	3:26.250	1		3:07.748	P 1:03.524	53.195	1:11.029	179.7	3:07.748
2		2:57.316	P 1:01.177	43.372	1:12.767		6:23.566	2		2:56.132	P 59.373	54.609	1:02.150		6:03.880
3		2:44.562	P 1:00.009	46.735	57.818		9:08.128	3		2:45.630	P 1:01.028	54.238	50.364		8:49.510
4		2:14.512	59.804	42.017	32.691		11:22.640	4		2:24.141	59.961	51.001	33.179		11:13.651
5		2:18.450	53.590	49.704	35.156	139.8	13:41.090	5		2:22.675	54.707	50.630	37.338	144.3	13:36.326
6		2:00.951	P 39.047	41.066	40.838	206.1	15:42.041	6		1:47.240	38.921	38.606	29.713	204.5	15:23.566
7		2:30.535	1:22.575	38.869	29.091		18:12.576	7		1:47.909	41.029	38.086	28.794	203.0	17:11.475
8		1:46.090	38.969	38.127	28.994	203.7	19:58.666	8		1:45.253	38.608	37.847	28.798	206.8	18:56.728
9		1:45.912	38.825	38.112	28.975	203.7	21:44.578	9		1:45.571	38.431	38.405	28.735	207.6	20:42.299
10		1:45.641	38.769	37.924	28.948	203.0	23:30.219	10		1:45.199	38.509	37.812	28.878	205.3	22:27.498
11		1:46.032	38.938	38.196	28.898	203.7	25:16.251	11		1:45.515	38.595	38.145	28.775	205.3	24:13.013
12		1:45.762	38.789	38.054	28.919	204.1	27:02.013	12		1:45.597	38.473	38.260	28.864	204.9	25:58.610
13		1:45.569	38.729	38.040	28.800	203.7	28:47.582	13		1:45.511	38.648	38.036	28.827	204.9	27:44.121
14		1:45.753	38.757	38.087	28.909	204.1	30:33.335	14		1:45.363	38.556	38.035	28.772	204.9	29:29.484

81

Fabio Venditti

Tatuus F.4 T014 Abarth

94

Daniel Vebster

Tatuus F.4 T014 Abarth

Corbetta Racing

R

Cram Motorsport

Lap	D	Time	Sector 1	Sector 2	Sector 3	T. Spd	Elapsed	Lap	D	Time	Sector 1	Sector 2	Sector 3	T. Spd	Elapsed
1		3:15.939	P 1:06.130	55.267	1:14.542	193.5	3:15.939	1		3:00.655	P 1:00.069	53.325	1:07.261	170.6	3:00.655
2		2:56.666	P 1:02.811	47.121	1:06.734		6:12.605	2		2:58.764	P 1:00.969	57.273	1:00.522		5:59.419
3		2:46.528	P 1:01.855	50.483	54.190		8:59.133	3		2:46.189	P 1:02.191	54.497	49.501		8:45.608
4		2:18.907	59.391	46.240	33.276		11:18.040	4		2:25.727	59.802	52.577	33.348		11:11.335
5		2:20.259	53.791	49.722	36.746	154.5	13:38.299	5		2:22.939	54.741	51.381	36.817	148.3	13:34.274
6		1:49.130	39.739	39.873	29.518	207.2	15:27.429	6		1:46.847	39.074	38.048	29.725	210.5	15:21.121
7		1:46.993	39.257	38.356	29.380	205.7	17:14.422	7		1:45.742	38.616	38.140	28.986	208.4	17:06.863
8		1:49.666	39.306	40.434	29.926	204.9	19:04.088	8		1:45.300	38.289	38.105	28.906	209.3	18:52.163
9		1:48.021	39.454	38.928	29.639	202.2	20:52.109	9		1:45.283	38.316	37.872	29.095	209.3	20:37.446
10		1:46.635	39.088	38.430	29.117	203.7	22:38.744	10		1:45.448	38.688	37.815	28.945	207.6	22:22.894
11		1:47.196	39.245	38.884	29.067	203.0	24:25.940	11		1:45.180	38.477	37.815	28.888	207.2	24:08.074
12		1:46.614	38.997	38.433	29.184	203.0	26:12.554	12		1:45.662	38.526	37.905	29.231	207.2	25:53.736
13		1:46.116	39.001	38.129	28.986	202.6	27:58.670	13		1:45.588	38.800	37.830	28.958	208.0	27:39.324
14		1:47.750	38.924	39.390	29.436	202.6	29:46.420	14		1:46.264	38.479	38.510	29.275	208.0	29:25.588





Hungaroring
F4 Italian Championship
Race - 2
Lap Analysis

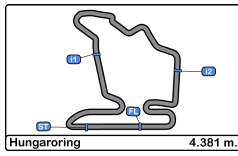


97 Roman Stanek Tatuus F.4 T014 Abarth
 R US Racing

Lap	D	Time	Sector 1	Sector 2	Sector 3	T. Spd	Elapsed
1		2:43.953 P	52.483	53.024	58.446	175.3	2:43.953
2		2:57.220 P	1:06.884	56.163	54.173		5:41.173
3		2:48.057 P	1:03.969	54.037	50.051		8:29.230
4		2:34.489	1:01.842	53.662	38.985		11:03.719
5		2:26.734	53.039	53.689	40.006	156.0	13:30.453
6		1:45.904	38.800	38.143	28.961	208.4	15:16.357
7		1:44.918	38.467	37.673	28.778	208.0	17:01.275
8		1:44.378	38.384	37.401	28.593	206.1	18:45.653
9		1:44.331	38.314	37.415	28.602	207.6	20:29.984
10		1:44.788	38.308	37.642	28.838	207.6	22:14.772
11		1:44.256	38.357	37.380	28.519	206.5	23:59.028
12		1:44.161	38.227	37.378	28.556	207.2	25:43.189
13		1:44.126	38.258	37.218	28.650	206.8	27:27.315
14		1:44.555	38.347	37.406	28.802	206.8	29:11.870

99 Erwin Zanotti Tatuus F.4 T014 Abarth
 R BWT Mucke Motorsport

Lap	D	Time	Sector 1	Sector 2	Sector 3	T. Spd	Elapsed
1		3:13.501 P	1:05.377	54.754	1:13.370	179.4	3:13.501
2		2:56.598 P	1:03.746	47.518	1:05.334		6:10.099
3		2:46.328 P	1:02.981	51.016	52.331		8:56.427
4		2:20.358	1:00.961	46.358	33.039		11:16.785
5		2:21.061	54.135	49.877	37.049	141.9	13:37.846
6		1:47.673	39.857	38.527	29.289	208.0	15:25.519
7		1:46.701	39.291	38.533	28.877	206.5	17:12.220
8		1:46.196	38.694	38.595	28.907	207.6	18:58.416
9		1:45.636	38.564	38.130	28.942	206.8	20:44.052
10		1:45.690	38.511	38.263	28.916	208.4	22:29.742
11		1:46.423	38.460	38.928	29.035	208.0	24:16.165
12		1:45.393	38.688	37.824	28.881	207.6	26:01.558
13		1:46.048	38.804	38.257	28.987	206.5	27:47.606
14		1:48.149	38.768	39.386	29.995	206.5	29:35.755

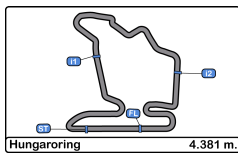


Hungaroring
F4 Italian Championship
Race - 2
Analysis by Lap



Num	Lap Time	Gap	Num	Lap Time	Gap	Num	Lap Time	Gap	Num	Lap Time	Gap	Num	Lap Time	Gap
Lap 1			10	2:56.762	07.382	6	2:48.105	17.967	12	2:24.911	13.230	99	2:21.061	09.748
62	2:34.688		97	2:57.220	09.159	25	2:48.328	19.924	31	2:24.489	13.908	84	2:20.913	09.911
57	2:35.447	00.759	4	2:57.926	11.567	23	2:48.562	21.387	2	2:24.369	14.349	81	2:20.259	10.201
7	2:37.897	03.209	26	2:57.718	13.306	55	2:48.631	22.523	88	2:24.141	14.799	21	2:20.375	10.687
5	2:39.033	04.345	22	2:58.007	14.859	16	2:46.176	24.351	18	2:23.210	15.738	24	2:20.424	11.161
17	2:40.823	06.135	33	2:56.739	17.129	94	2:46.189	25.127	14	2:21.936	17.496	29	2:20.265	11.878
10	2:42.634	07.946	6	2:56.601	18.329	12	2:46.808	26.690	99	2:20.358	17.933	28	2:19.352	12.154
97	2:43.953	09.265	25	2:56.930	20.063	31	2:46.708	27.790	84	2:18.924	18.244	20	2:18.570	12.455
4	2:45.655	10.967	23	2:56.234	21.292	2	2:46.153	28.351	81	2:18.907	19.188	77	2:18.450	12.992
26	2:47.602	12.914	55	2:56.471	22.359	88	2:45.630	29.029	21	2:18.021	19.558	Num	Lap Time	Gap
22	2:48.866	14.178	16	2:58.847	26.642	18	2:45.982	30.899	24	2:16.825	19.983	Lap 6		
33	2:52.404	17.716	94	2:58.764	27.405	14	2:45.713	33.931	29	2:15.906	20.859	62	1:44.257	
6	2:53.742	19.054	12	2:57.909	28.349	99	2:46.328	35.946	28	2:15.124	22.048	57	1:44.832	01.325
25	2:55.147	20.459	31	2:58.135	29.549	84	2:46.883	37.691	20	2:15.160	23.131	7	1:45.090	01.904
23	2:57.072	22.384	2	2:58.173	30.665	81	2:46.528	38.652	77	2:14.512	23.788	5	1:45.222	02.321
55	2:57.902	23.214	88	2:56.132	31.866	21	2:46.544	39.908	Num	Lap Time	Gap	17	1:45.484	03.018
16	2:59.809	25.121	18	2:55.812	33.384	24	2:47.026	41.529	Lap 5			10	1:45.950	03.709
94	3:00.655	25.967	14	2:57.620	36.685	29	2:46.534	43.324	62	2:29.246		97	1:45.904	04.002
12	3:02.454	27.766	99	2:56.598	38.085	28	2:46.056	45.295	57	2:29.361	00.750	4	1:46.071	04.422
31	3:03.428	28.740	84	2:57.037	39.275	20	2:45.561	46.342	7	2:28.724	01.071	26	1:45.996	04.977
2	3:04.506	29.818	81	2:56.666	40.591	77	2:44.562	47.647	5	2:28.374	01.356	22	1:46.040	05.273
88	3:07.748	33.060	21	2:56.839	41.831	Num	Lap Time	Gap	17	2:27.841	01.791	6	1:45.840	05.800
18	3:09.586	34.898	24	2:57.085	42.970	Lap 4			10	2:27.266	02.016	33	1:46.718	06.295
14	3:11.079	36.391	29	2:57.041	45.257	62	2:38.371		97	2:26.734	02.355	25	1:46.371	06.846
99	3:13.501	38.813	28	2:57.657	47.706	57	2:38.029	00.635	4	2:26.256	02.608	23	1:46.604	07.419
84	3:14.252	39.564	20	2:57.067	49.248	7	2:37.885	01.593	26	2:25.798	03.238	55	1:46.964	08.125
81	3:15.939	41.251	77	2:57.316	51.552	5	2:36.697	02.228	22	2:25.348	03.490	16	1:46.722	08.451
21	3:17.006	42.318	Num	Lap Time	Gap	17	2:36.265	03.196	33	2:24.931	03.834	94	1:46.847	08.766
24	3:17.899	43.211	Lap 3			10	2:35.191	03.996	6	2:24.593	04.217	12	1:46.739	09.082
29	3:20.230	45.542	62	2:48.467		97	2:34.489	04.867	25	2:24.077	04.732	31	1:46.796	09.581
28	3:22.063	47.375	57	2:48.803	00.977	4	2:32.914	05.598	23	2:23.504	05.072	2	1:46.771	09.887
20	3:24.195	49.507	7	2:48.470	02.079	26	2:31.972	06.686	55	2:23.308	05.418	88	1:47.240	11.211
77	3:26.250	51.562	5	2:49.124	03.902	22	2:30.153	07.388	16	2:23.106	05.986	18	1:46.801	11.440
Num	Lap Time	Gap	17	2:48.048	05.302	33	2:29.765	08.149	94	2:22.939	06.176	14	1:46.800	11.751
Lap 2			10	2:48.261	07.176	6	2:29.274	08.870	12	2:22.616	06.600	99	1:47.673	13.164
62	2:57.326		97	2:48.057	08.749	25	2:28.348	09.901	31	2:22.380	07.042	21	1:47.312	13.742
57	2:57.208	00.641	4	2:47.955	11.055	23	2:27.798	10.814	2	2:22.270	07.373	24	1:47.411	14.315
7	2:56.193	02.076	26	2:48.246	13.085	55	2:27.204	11.356	88	2:22.675	08.228	84	1:49.015	14.669
5	2:56.226	03.245	22	2:49.214	15.606	16	2:26.146	12.126	18	2:22.404	08.896	81	1:49.130	15.074
17	2:56.912	05.721	33	2:48.093	16.755	94	2:25.727	12.483	14	2:20.958	09.208	20	1:47.341	15.539





Hungaroring
F4 Italian Championship
Race - 2
Analysis by Lap



Num	Lap Time	Gap	Num	Lap Time	Gap	Num	Lap Time	Gap	Num	Lap Time	Gap	Num	Lap Time	Gap
28	1:48.082	15.979	Lap 8			97	1:44.331	07.100	23	1:44.839	13.310	88	1:45.515	21.842
29	1:48.884	16.505	62	1:43.542	4	1:44.286	07.626	55	1:45.314	14.728	18	1:45.887	23.805	
77	2:00.951	29.686	57	1:43.945	02.069	26	1:44.627	08.995	16	1:45.193	15.215	84	1:45.355	24.273
Num Lap Time Gap			7	1:44.261	03.325	22	1:44.518	09.472	94	1:45.448	16.337	99	1:46.423	24.994
Lap 7			5	1:44.508	04.091	6	1:44.724	10.136	12	1:45.670	16.958	21	1:45.230	26.657
62	1:43.690	17	1:44.577	04.882	33	1:44.545	10.512	31	1:45.403	17.348	20	1:45.255	27.116	
57	1:44.031	01.666	10	1:44.548	05.528	25	1:44.732	11.253	2	1:45.403	17.755	24	1:46.040	29.353
7	1:44.392	02.606	97	1:44.378	06.066	23	1:44.985	12.144	88	1:45.199	20.941	29	1:45.761	30.237
5	1:44.494	03.125	4	1:44.516	06.637	55	1:45.063	13.087	18	1:45.488	22.532	28	1:46.600	32.192
17	1:44.519	03.847	26	1:44.697	07.665	16	1:45.095	13.695	99	1:45.690	23.185	81	1:47.196	34.769
10	1:44.503	04.522	22	1:44.974	08.251	94	1:45.283	14.562	84	1:45.384	23.532	77	1:46.032	1:25.080
97	1:44.918	05.230	6	1:44.909	08.709	12	1:45.181	14.961	21	1:45.448	26.041	Num Lap Time Gap		
4	1:44.931	05.663	33	1:45.052	09.264	31	1:45.302	15.618	20	1:44.733	26.475	Lap 12		
26	1:45.223	06.510	25	1:45.069	09.818	2	1:45.409	16.025	24	1:46.458	27.927	62	1:44.162	
22	1:45.236	06.819	23	1:45.028	10.456	88	1:45.571	19.415	29	1:45.884	29.090	57	1:43.822	02.045
6	1:45.232	07.342	55	1:45.079	11.321	18	1:47.272	20.717	28	1:47.289	30.206	7	1:43.979	03.625
33	1:45.149	07.754	16	1:45.123	11.897	99	1:45.636	21.168	81	1:46.635	32.187	5	1:44.032	04.484
25	1:45.135	08.291	94	1:45.300	12.576	84	1:45.471	21.821	77	1:45.641	1:23.662	17	1:44.095	06.225
23	1:45.241	08.970	12	1:45.188	13.077	21	1:48.113	24.266	Num Lap Time Gap			10	1:44.122	07.197
55	1:45.349	09.784	31	1:45.258	13.613	24	1:47.400	25.142	Lap 11			97	1:44.161	07.856
16	1:45.555	10.316	2	1:45.194	13.913	20	1:47.387	25.415	62	1:44.614	4	1:44.097	08.271	
94	1:45.742	10.818	18	1:45.595	16.742	28	1:46.909	26.590	57	1:44.118	02.385	26	1:44.519	10.283
12	1:46.039	11.431	88	1:45.253	17.141	29	1:45.582	26.879	7	1:43.992	03.808	22	1:44.425	11.201
31	1:46.006	11.897	99	1:46.196	18.829	81	1:48.021	29.225	5	1:43.944	04.614	6	1:44.672	12.055
2	1:46.064	12.261	21	1:46.408	19.450	77	1:45.912	1:21.694	17	1:44.081	06.292	33	1:44.663	12.682
18	1:46.939	14.689	84	1:46.117	19.647	Num Lap Time Gap			10	1:44.202	07.237	25	1:44.931	13.617
88	1:47.909	15.430	24	1:46.920	21.039	Lap 10			97	1:44.256	07.857	23	1:44.799	14.237
99	1:46.701	16.175	20	1:46.301	21.325	62	1:43.673	4	1:44.396	08.336	16	1:45.730	17.068	
21	1:46.532	16.584	28	1:47.292	22.978	57	1:43.825	02.881	26	1:44.644	09.926	55	1:46.894	17.872
84	1:46.093	17.072	81	1:49.666	24.501	7	1:44.058	04.430	22	1:45.169	10.938	94	1:45.662	18.403
24	1:47.036	17.661	29	1:48.366	24.594	5	1:44.005	05.284	6	1:44.898	11.545	12	1:45.481	18.717
81	1:46.993	18.377	77	1:46.090	1:19.079	17	1:44.519	06.825	33	1:44.877	12.181	2	1:45.732	19.876
20	1:46.717	18.566	Num Lap Time Gap			10	1:44.666	07.649	25	1:45.012	12.848	31	1:46.764	20.569
28	1:46.939	19.228	Lap 9			97	1:44.788	08.215	23	1:44.904	13.600	88	1:45.597	23.277
29	1:46.955	19.770	62	1:43.297	4	1:44.601	08.554	55	1:45.026	15.140	18	1:45.429	25.072	
14	2:35.122	1:03.183	57	1:43.957	02.729	26	1:44.574	09.896	16	1:44.899	15.500	84	1:45.389	25.500
77	2:30.535	1:16.531	7	1:44.017	04.045	22	1:44.584	10.383	94	1:45.180	16.903	99	1:45.393	26.225
			5	1:44.158	04.952	6	1:44.798	11.261	12	1:45.054	17.398	21	1:45.315	27.810
			17	1:44.394	05.979	33	1:45.079	11.918	31	1:45.233	17.967	20	1:45.232	28.186
			10	1:44.425	06.656	25	1:44.870	12.450	2	1:45.165	18.306	24	1:46.208	31.399



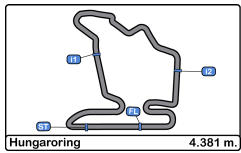


Hungaroring
F4 Italian Championship
Race - 2
Analysis by Lap



Num	Lap Time	Gap	Num	Lap Time	Gap
Lap 14					
29	1:45.837	31.912	62	1:44.283	
28	1:46.954	34.984	57	1:43.864	01.741
81	1:46.614	37.221	7	1:44.330	03.899
77	1:45.762	1:26.680	5	1:44.234	04.566
Lap 13					
17	1:44.251	06.528	10	1:44.634	07.983
62	1:43.850		97	1:44.555	08.404
57	1:43.965	02.160	4	1:44.478	08.959
7	1:44.077	03.852	26	1:44.638	11.394
5	1:43.981	04.615	22	1:44.546	12.294
17	1:44.185	06.560	6	1:44.477	12.967
10	1:44.285	07.632	33	1:44.734	14.060
97	1:44.126	08.132	25	1:44.660	14.765
4	1:44.343	08.764	23	1:44.910	15.946
26	1:44.606	11.039	16	1:45.064	19.028
22	1:44.680	12.031	6	1:44.568	12.773
6	1:44.568	12.773	55	1:45.906	21.144
33	1:44.777	13.609	94	1:46.264	22.122
25	1:44.621	14.388	12	1:45.935	22.447
23	1:44.932	15.319	2	1:46.023	22.891
16	1:45.029	18.247	31	1:45.839	23.901
55	1:45.499	19.521	88	1:45.363	26.018
94	1:45.588	20.141	18	1:45.869	28.483
12	1:45.928	20.795	20	1:46.488	31.841
2	1:45.125	21.151	99	1:48.149	32.289
31	1:45.626	22.345	21	1:46.637	32.549
88	1:45.511	24.938	24	1:46.911	35.821
18	1:45.675	26.897	29	1:47.156	36.625
84	1:45.602	27.252	28	1:47.535	40.808
99	1:46.048	28.423	81	1:47.750	42.954
20	1:45.300	29.636	84	2:07.345	50.314
21	1:46.235	30.195	77	1:45.753	1:29.869
24	1:45.644	33.193			
29	1:45.690	33.752			
28	1:46.422	37.556			
81	1:46.116	39.487			
77	1:45.569	1:28.399			





Hungaroring
F4 Italian Championship
Race - 2
Best Sectors Results



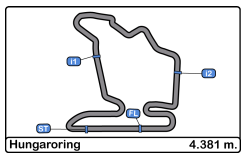
Sector - 1				Sector - 2				Sector - 3				Ideal Lap vs Best Lap			
Clas	Nº	Driver	Time	Nº	Driver	Time	Nº	Driver	Time	Clas	Nº	Driver	Ideal Lap	Best Lap	Clas
1	62	Dennis Hauger	37.964	62	Dennis Hauger	36.979	62	Dennis Hauger	28.354	1	62	Dennis Hauger	1:43.297	1:43.297	1
2	5	Gianluca Petecof	38.122	57	Mikhael Belov	37.133	57	Mikhael Belov	28.426	2	57	Mikhael Belov	1:43.800	1:43.822	2
3	7	Paul Aron	38.144	7	Paul Aron	37.182	17	Jonny Edgar	28.486	3	5	Gianluca Petecof	1:43.862	1:43.944	3
4	10	Oliver Rasmussen	38.178	17	Jonny Edgar	37.182	5	Gianluca Petecof	28.489	4	7	Paul Aron	1:43.906	1:43.979	4
5	4	Niklas Krütten	38.192	97	Roman Stanek	37.218	33	Jesse Salmenautio	28.516	5	97	Roman Stanek	1:43.964	1:44.126	8
6	97	Roman Stanek	38.227	5	Gianluca Petecof	37.251	97	Roman Stanek	28.519	6	17	Jonny Edgar	1:43.994	1:44.081	5
7	57	Mikhael Belov	38.241	26	Joshua Dürksen	37.282	10	Oliver Rasmussen	28.551	7	4	Niklas Krütten	1:44.077	1:44.097	6
8	20	Ivan Berets	38.274	4	Niklas Krütten	37.302	7	Paul Aron	28.580	8	10	Oliver Rasmussen	1:44.086	1:44.122	7
9	94	Daniel Vebster	38.289	25	William Alatalo	37.339	4	Niklas Krütten	28.583	9	22	Umberto Laganella	1:44.354	1:44.425	9
10	6	Ido Cohen	38.290	22	Umberto Laganella	37.345	22	Umberto Laganella	28.629	10	25	William Alatalo	1:44.373	1:44.621	13
11	25	William Alatalo	38.291	10	Oliver Rasmussen	37.357	6	Ido Cohen	28.631	11	6	Ido Cohen	1:44.375	1:44.477	10
12	33	Jesse Salmenautio	38.316	6	Ido Cohen	37.454	23	Gregoire Saucy	28.687	12	33	Jesse Salmenautio	1:44.397	1:44.545	12
13	17	Jonny Edgar	38.326	12	Filipe Ugran	37.524	21	Axel Gnos	28.700	13	26	Joshua Dürksen	1:44.468	1:44.519	11
14	22	Umberto Laganella	38.380	84	Francesco Simonazzi	37.536	88	Amna Al Qubaisi	28.735	14	23	Gregoire Saucy	1:44.676	1:44.799	15
15	16	Giorgio Carrara	38.399	16	Giorgio Carrara	37.540	26	Joshua Dürksen	28.741	15	20	Ivan Berets	1:44.681	1:44.733	14
16	88	Amna Al Qubaisi	38.431	23	Gregoire Saucy	37.547	25	William Alatalo	28.743	16	16	Giorgio Carrara	1:44.725	1:44.899	16
17	84	Francesco Simonazzi	38.439	33	Jesse Salmenautio	37.565	2	Nico Göhler	28.757	17	2	Nico Göhler	1:44.763	1:45.125	19
18	2	Nico Göhler	38.440	55	Roe Meyuhas	37.565	20	Ivan Berets	28.771	18	84	Francesco Simonazzi	1:44.831	1:45.355	24
19	23	Gregoire Saucy	38.442	2	Nico Göhler	37.566	16	Giorgio Carrara	28.786	19	12	Filipe Ugran	1:44.938	1:45.054	18
20	26	Joshua Dürksen	38.445	31	Pietro Delli Guanti	37.567	77	Andrea Rosso	28.800	20	21	Axel Gnos	1:44.944	1:45.230	22
21	99	Erwin Zanotti	38.460	21	Axel Gnos	37.633	55	Roe Meyuhas	28.816	21	55	Roe Meyuhas	1:44.958	1:45.026	17
22	31	Pietro Delli Guanti	38.492	20	Ivan Berets	37.636	18	Emidio Pesce	28.824	22	88	Amna Al Qubaisi	1:44.978	1:45.199	21
23	12	Filipe Ugran	38.528	29	Emilio Cipriani	37.700	84	Francesco Simonazzi	28.856	23	94	Daniel Vebster	1:44.992	1:45.180	20
24	55	Roe Meyuhas	38.577	88	Amna Al Qubaisi	37.812	24	Laszlo Toth	28.875	24	31	Pietro Delli Guanti	1:44.992	1:45.233	23
25	29	Emilio Cipriani	38.598	94	Daniel Vebster	37.815	99	Erwin Zanotti	28.877	25	99	Erwin Zanotti	1:45.161	1:45.393	25
26	21	Axel Gnos	38.611	99	Erwin Zanotti	37.824	12	Filipe Ugran	28.886	26	29	Emilio Cipriani	1:45.324	1:45.582	28
27	18	Emidio Pesce	38.625	24	Laszlo Toth	37.871	94	Daniel Vebster	28.888	27	18	Emidio Pesce	1:45.346	1:45.429	26
28	24	Laszlo Toth	38.714	18	Emidio Pesce	37.897	31	Pietro Delli Guanti	28.933	28	77	Andrea Rosso	1:45.453	1:45.569	27
29	77	Andrea Rosso	38.729	77	Andrea Rosso	37.924	81	Fabio Venditti	28.986	29	24	Laszlo Toth	1:45.460	1:45.644	29
30	81	Fabio Venditti	38.924	81	Fabio Venditti	38.129	29	Emilio Cipriani	29.026	30	81	Fabio Venditti	1:46.039	1:46.116	30
31	28	Sebastian Freymuth	39.000	28	Sebastian Freymuth	38.165	28	Sebastian Freymuth	29.070	31	28	Sebastian Freymuth	1:46.235	1:46.422	31
32	14	Nicola Marinangeli	39.195	14	Nicola Marinangeli	38.340	14	Nicola Marinangeli	29.265	32	14	Nicola Marinangeli	1:46.800	1:46.800	32
33	11	Alessandro Famularo	Transpo	11	Alessandro Famularo	Transpo	11	Alessandro Famularo	Transpo	33	11	Alessandro Famularo	Transpo	Transpo	33
34	8	Roy Lucas Allecco	Transpo	8	Roy Lucas Allecco	Transpo	8	Roy Lucas Allecco	Transpo	34	8	Roy Lucas Allecco	Transpo	Transpo	34



Hungaroring
F4 Italian Championship
Race - 2
Leader Sequence



<u>Nº</u>	<u>Driver</u>	<u>Nat</u>	<u>Competitor</u>	<u>Nat</u>	<u>Rookie</u>	<u>Start Lap</u>	<u>End Lap</u>	<u>Laps</u>	<u>Total Laps</u>
62	Dennis Hauger	NOR	Van Amersfoort Racing	NDL		1	14	14	14



Hungaroring

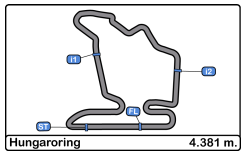
F4 Italian Championship

Race - 2

Best 5 Lap Times



Cls	N°	Driver	Nat	Competitor	Nat	Rookie	Cls	Best 1		Best 2		Best 3		Best 4		Best 5	
								Time	Lap	Time	Lap	Time	Lap	Time	Lap	Time	Lap
1	62	Dennis Hauger	NOR	Van Amersfoort Racing	NDL			1:43.297	9	1:43.542	8	1:43.673	10	1:43.690	7	1:43.850	13
2	57	Mikhael Belov	RUS	Bhaitech Srl	ITA			1:43.822	12	1:43.825	10	1:43.864	14	1:43.945	8	1:43.957	9
3	5	Gianluca Petecof	BRA	Prema Powerteam	ITA			1:43.944	11	1:43.981	13	1:44.005	10	1:44.032	12	1:44.158	9
4	7	Paul Aron	EST	Prema Powerteam	ITA	R	1	1:43.979	12	1:43.992	11	1:44.017	9	1:44.058	10	1:44.077	13
5	17	Jonny Edgar	GBR	Jenzer Motorsport	CHE	R	2	1:44.081	11	1:44.095	12	1:44.185	13	1:44.251	14	1:44.394	9
6	4	Niklas Krütten	DEU	Van Amersfoort Racing	NDL			1:44.097	12	1:44.286	9	1:44.343	13	1:44.396	11	1:44.478	14
7	10	Oliver Rasmussen	DNK	Prema Powerteam	ITA			1:44.122	12	1:44.202	11	1:44.285	13	1:44.425	9	1:44.503	7
8	97	Roman Stanek	CZE	US Racing	DEU	R	3	1:44.126	13	1:44.161	12	1:44.256	11	1:44.331	9	1:44.378	8
9	22	Umberto Laganella	ITA	Bhaitech Srl	ITA			1:44.425	12	1:44.518	9	1:44.546	14	1:44.584	10	1:44.680	13
10	6	Ido Cohen	ISR	Van Amersfoort Racing	NDL			1:44.477	14	1:44.568	13	1:44.672	12	1:44.724	9	1:44.798	10
11	26	Joshua Dürksen	PRY	BWT Mucke Motorsport	DEU	R	4	1:44.519	12	1:44.574	10	1:44.606	13	1:44.627	9	1:44.638	14
12	33	Jesse Salmenautio	FIN	DRZ Benelli ASD	ITA			1:44.545	9	1:44.663	12	1:44.734	14	1:44.777	13	1:44.877	11
13	25	William Alatalo	FIN	BWT Mucke Motorsport	DEU			1:44.621	13	1:44.660	14	1:44.732	9	1:44.870	10	1:44.931	12
14	20	Ivan Berets	RUS	DRZ Benelli ASD	ITA			1:44.733	10	1:45.232	12	1:45.255	11	1:45.300	13	1:46.301	8
15	23	Gregoire Saucy	CHE	R-ace GP	FRA			1:44.799	12	1:44.839	10	1:44.904	11	1:44.910	14	1:44.932	13
16	16	Giorgio Carrara	ARG	Jenzer Motorsport	CHE			1:44.899	11	1:45.029	13	1:45.064	14	1:45.095	9	1:45.123	8
17	55	Roe Meyuhas	ISR	Cram Motorsport	ITA	R	5	1:45.026	11	1:45.063	9	1:45.079	8	1:45.314	10	1:45.349	7
18	12	Filipe Ugran	ROU	BVM Racing	ITA	R	6	1:45.054	11	1:45.181	9	1:45.188	8	1:45.481	12	1:45.670	10
19	2	Nico Göhler	DEU	BWT Mucke Motorsport	DEU	R	7	1:45.125	13	1:45.165	11	1:45.194	8	1:45.403	10	1:45.409	9
20	94	Daniel Vebster	SW	Cram Motorsport	ITA	R	8	1:45.180	11	1:45.283	9	1:45.300	8	1:45.448	10	1:45.588	13
21	88	Amna Al Qubaisi	UAE	Abu Dhabi Racing	UAE			1:45.199	10	1:45.253	8	1:45.363	14	1:45.511	13	1:45.515	11
22	21	Axel Gnos	CHE	Jenzer Motorsport	CHE	R	9	1:45.230	11	1:45.315	12	1:45.448	10	1:46.235	13	1:46.408	8
23	31	Pietro Delli Guanti	ITA	BVM Racing	ITA	R	10	1:45.233	11	1:45.258	8	1:45.302	9	1:45.403	10	1:45.626	13
24	84	Francesco Simonazzi	ITA	Cram Motorsport	ITA	R	11	1:45.355	11	1:45.384	10	1:45.389	12	1:45.471	9	1:45.602	13
25	99	Erwin Zanotti	ITA	BWT Mucke Motorsport	DEU	R	12	1:45.393	12	1:45.636	9	1:45.690	10	1:46.048	13	1:46.196	8
26	18	Emidio Pesce	ITA	Jenzer Motorsport	CHE	R	13	1:45.429	12	1:45.488	10	1:45.595	8	1:45.675	13	1:45.869	14
27	77	Andrea Rosso	ITA	Antonelli Motorsport	ITA	R	14	1:45.569	13	1:45.641	10	1:45.753	14	1:45.762	12	1:45.912	9
28	29	Emilio Cipriani	VEN	Cram Motorsport	ITA			1:45.582	9	1:45.690	13	1:45.761	11	1:45.837	12	1:45.884	10
29	24	Laszlo Toth	HUN	R-ace GP	FRA			1:45.644	13	1:46.040	11	1:46.208	12	1:46.458	10	1:46.911	14
30	81	Fabio Venditti	ITA	Corbetta Racing	ITA			1:46.116	13	1:46.614	12	1:46.635	10	1:46.993	7	1:47.196	11
31	28	Sebastian Freymuth	DEU	AS Motorsport	SVN	R	15	1:46.422	13	1:46.600	11	1:46.909	9	1:46.939	7	1:46.954	12
32	14	Nicola Marinangeli	ITA	Bhaitech Srl	ITA	R	16	1:46.800	6	2:20.958	5	2:21.936	4	2:35.122	7	2:45.713	3
33	8	Roy Lucas Allecco	DEU	Van Amersfoort Racing	NDL												
34	11	Alessandro Famularo	VEN	Prema Powerteam	ITA												



Hungaroring

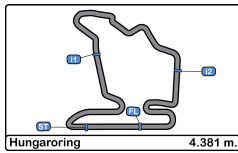
F4 Italian Championship

Race - 2

Best 5 Top Speeds



Cls	N°	Driver	Nat	Competitor	Nat	Rookie	Cls	Top 1		Top 2		Top 3		Top 4		Top 5		Avg
								Km/h	Lap	Km/h	Lap	Km/h	Lap	Km/h	Lap	Km/h	Lap	
1	20	Ivan Berets	RUS	DRZ Benelli ASD	ITA			211.7	9	211.3	6	211.3	10	208.8	11	208.8	12	210.4
2	16	Giorgio Carrara	ARG	Jenzer Motorsport	CHE			210.5	7	210.1	12	208.8	8	208.8	9	208.8	10	209.4
3	94	Daniel Vebster	SW	Cram Motorsport	ITA	R	1	210.5	6	209.3	8	209.3	9	208.4	7	208.0	13	209.1
4	2	Nico Göhler	DEU	BWT Mucke Motorsport	DEU	R	2	210.1	9	209.7	6	209.7	7	209.3	12	208.8	14	209.5
5	5	Gianluca Petecof	BRA	Prema Powerteam	ITA			210.1	6	209.7	8	209.3	7	208.4	9	208.4	11	209.2
6	10	Oliver Rasmussen	DNK	Prema Powerteam	ITA			210.1	6	208.8	9	208.4	8	208.0	7	208.0	11	208.7
7	33	Jesse Salmenautio	FIN	DRZ Benelli ASD	ITA			210.1	10	209.7	8	209.3	9	208.8	6	208.8	12	209.3
8	84	Francesco Simonazzi	ITA	Cram Motorsport	ITA	R	3	210.1	6	208.4	7	207.6	8	207.6	12	207.6	14	208.3
9	6	Ido Cohen	ISR	Van Amersfoort Racing	NDL			209.3	9	208.8	6	208.4	8	208.4	12	208.0	7	208.6
10	55	Roe Meyuhas	ISR	Cram Motorsport	ITA	R	4	209.3	6	207.6	7	207.2	8	207.2	9	207.2	10	207.7
11	12	Filipe Ugran	ROU	BVM Racing	ITA	R	5	208.8	7	208.4	6	208.0	13	207.6	10	207.2	8	208.0
12	21	Axel Gnos	CHE	Jenzer Motorsport	CHE	R	6	208.8	8	207.6	6	206.8	7	206.8	14	206.5	12	207.3
13	22	Umberto Laganella	ITA	Bhaitech Srl	ITA			208.8	7	208.4	8	207.6	13	207.2	10	206.8	6	207.8
14	28	Sebastian Freymuth	DEU	AS Motorsport	SVN	R	7	208.8	6	206.1	9	205.3	7	205.3	8	204.5	11	206.0
15	4	Niklas Krütten	DEU	Van Amersfoort Racing	NDL			208.4	6	208.4	8	208.4	12	208.4	13	208.0	10	208.4
16	25	William Alatalo	FIN	BWT Mucke Motorsport	DEU			208.4	7	208.4	9	208.4	11	208.0	8	207.6	6	208.2
17	97	Roman Stanek	CZE	US Racing	DEU	R	8	208.4	6	208.0	7	207.6	9	207.6	10	207.2	12	207.8
18	99	Erwin Zanotti	ITA	BWT Mucke Motorsport	DEU	R	9	208.4	10	208.0	6	208.0	11	207.6	8	207.6	12	208.0
19	17	Jonny Edgar	GBR	Jenzer Motorsport	CHE	R	10	208.0	8	208.0	9	207.6	7	207.2	12	206.8	6	207.6
20	26	Joshua Dürksen	PRY	BWT Mucke Motorsport	DEU	R	11	208.0	7	206.8	6	206.8	8	206.8	9	206.8	11	207.1
21	29	Emilio Cipriani	VEN	Cram Motorsport	ITA			208.0	8	208.0	10	207.2	13	207.2	14	206.8	12	207.5
22	23	Gregoire Saucy	CHE	R-ace GP	FRA			207.6	10	206.8	6	206.8	8	206.8	12	206.5	13	206.9
23	31	Pietro Delli Guanti	ITA	BVM Racing	ITA	R	12	207.6	8	207.6	9	207.6	11	207.2	6	207.2	7	207.5
24	88	Amna Al Qubaisi	UAE	Abu Dhabi Racing	UAE			207.6	9	206.8	8	205.3	10	205.3	11	204.9	12	206.0
25	7	Paul Aron	EST	Prema Powerteam	ITA	R	13	207.2	6	207.2	7	207.2	13	206.8	8	206.8	10	207.1
26	62	Dennis Hauger	NOR	Van Amersfoort Racing	NDL			207.2	9	207.2	13	206.8	7	206.8	8	206.5	10	206.9
27	81	Fabio Venditti	ITA	Corbetta Racing	ITA			207.2	6	205.7	7	204.9	8	203.7	10	203.0	11	204.9
28	18	Emidio Pesce	ITA	Jenzer Motorsport	CHE	R	14	206.8	6	206.1	9	206.1	10	206.1	11	206.1	12	206.2
29	24	Laszlo Toth	HUN	R-ace GP	FRA			206.5	8	206.5	9	206.1	6	205.7	7	205.3	10	206.0
30	57	Mikhael Belov	RUS	Bhaitech Srl	ITA			206.5	13	206.1	9	206.1	14	205.7	7	205.7	8	206.0
31	77	Andrea Rosso	ITA	Antonelli Motorsport	ITA	R	15	206.1	6	204.1	12	204.1	14	203.7	8	203.7	9	204.3
32	14	Nicola Marinangeli	ITA	Bhaitech Srl	ITA	R	16	205.7	6	205.7	7	187.5	1	141.3	5			185.0
33	11	Alessandro Famularo	VEN	Prema Powerteam	ITA			49.5	1									49.5
34	8	Roy Lucas Allecco	DEU	Van Amersfoort Racing	NDL			32.7	1									32.7

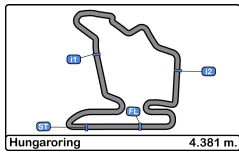


Hungaroring
F4 Italian Championship
Race - 2
Fastest Laps Sequence



Lap	Time of Day	Session Time	Nº	Driver	Nat	Competitor	Nat	Rookie	Time	Km/h
4	11:19:19.697	11:03.697	97	Roman Stanek	CZE	US Racing	DEU	R	2:34.489	102.0
4	11:19:20.428	11:04.428	4	Niklas Krütten	DEU	Van Amersfoort Racing	NDL		2:32.914	103.1
4	11:19:21.516	11:05.516	26	Joshua Dürksen	PRY	BWT Mucke Motorsport	DEU	R	2:31.972	103.7
4	11:19:22.218	11:06.218	22	Umberto Laganella	ITA	Bhaitech Srl	ITA		2:30.153	105.0
4	11:19:22.979	11:06.979	33	Jesse Salmenautio	FIN	DRZ Benelli ASD	ITA		2:29.765	105.3
4	11:19:23.700	11:07.700	6	Ido Cohen	ISR	Van Amersfoort Racing	NDL		2:29.274	105.6
4	11:19:24.731	11:08.731	25	William Alatalo	FIN	BWT Mucke Motorsport	DEU		2:28.348	106.3
4	11:19:25.644	11:09.644	23	Gregoire Saucy	CHE	R-ace GP	FRA		2:27.798	106.7
4	11:19:26.186	11:10.186	55	Roe Meyuhas	ISR	Cram Motorsport	ITA	R	2:27.204	107.1
4	11:19:26.956	11:10.956	16	Giorgio Carrara	ARG	Jenzer Motorsport	CHE		2:26.146	107.9
4	11:19:27.313	11:11.313	94	Daniel Vebster	SWE	Cram Motorsport	ITA	R	2:25.727	108.2
4	11:19:28.060	11:12.060	12	Filipe Ugran	ROU	BVM Racing	ITA	R	2:24.911	108.8
4	11:19:28.738	11:12.738	31	Pietro Delli Guanti	ITA	BVM Racing	ITA	R	2:24.489	109.1
4	11:19:29.179	11:13.179	2	Nico Göhler	DEU	BWT Mucke Motorsport	DEU	R	2:24.369	109.2
4	11:19:29.629	11:13.629	88	Amna Al Qubaisi	UAE	Abu Dhabi Racing	UAE		2:24.141	109.4
4	11:19:30.568	11:14.568	18	Emidio Pesce	ITA	Jenzer Motorsport	CHE	R	2:23.210	110.1
4	11:19:32.326	11:16.326	14	Nicola Marinangeli	ITA	Bhaitech Srl	ITA	R	2:21.936	111.1
4	11:19:32.763	11:16.763	99	Erwin Zanotti	ITA	BWT Mucke Motorsport	DEU	R	2:20.358	112.3
4	11:19:33.074	11:17.074	84	Francesco Simonazzi	ITA	Cram Motorsport	ITA	R	2:18.924	113.5
4	11:19:34.018	11:18.018	81	Fabio Venditti	ITA	Corbetta Racing	ITA		2:18.907	113.5
4	11:19:34.388	11:18.388	21	Axel Gnos	CHE	Jenzer Motorsport	CHE	R	2:18.021	114.2
4	11:19:34.813	11:18.813	24	Laszlo Toth	HUN	R-ace GP	FRA		2:16.825	115.2
4	11:19:35.689	11:19.689	29	Emilio Cipriani	VEN	Cram Motorsport	ITA		2:15.906	116.0
4	11:19:36.878	11:20.878	28	Sebastian Freymuth	DEU	AS Motorsport	SVN	R	2:15.124	116.7
4	11:19:38.618	11:22.618	77	Andrea Rosso	ITA	Antonelli Motorsport	ITA	R	2:14.512	117.2
6	11:23:28.333	15:12.333	62	Dennis Hauger	NOR	Van Amersfoort Racing	NDL		1:44.257	151.2
7	11:25:12.023	16:56.023	62	Dennis Hauger	NOR	Van Amersfoort Racing	NDL		1:43.690	152.1
8	11:26:55.565	18:39.565	62	Dennis Hauger	NOR	Van Amersfoort Racing	NDL		1:43.542	152.3
9	11:28:38.862	20:22.862	62	Dennis Hauger	NOR	Van Amersfoort Racing	NDL		1:43.297	152.6





Hungaroring
F4 Italian Championship
Race - 2
Event Best Maximum Speed



Nº	Driver	Nat	Competitor	Nat	Rookie	Km/h	Session
7	Paul Aron	EST	Prema Powerteam	ITA	R	213.4	Qualifying - 1
17	Jonny Edgar	GBR	Jenzer Motorsport	CHE	R	213.0	Qualifying - 1
8	Roy Lucas Allecco	DEU	Van Amersfoort Racing	NDL		212.1	Qualifying - 1
94	Daniel Vebster	SWE	Cram Motorsport	ITA	R	212.1	Qualifying - 1
33	Jesse Salmenautio	FIN	DRZ Benelli ASD	ITA		212.1	Qualifying - 1
6	Ido Cohen	ISR	Van Amersfoort Racing	NDL		212.1	Qualifying - 2
84	Francesco Simonazzi	ITA	Cram Motorsport	ITA	R	212.1	Qualifying - 2
55	Roe Meyuhas	ISR	Cram Motorsport	ITA	R	211.7	Qualifying - 1
4	Niklas Krütten	DEU	Van Amersfoort Racing	NDL		211.7	Qualifying - 1
11	Alessandro Famularo	VEN	Prema Powerteam	ITA		211.7	Qualifying - 1
2	Nico Göhler	DEU	BWT Mucke Motorsport	DEU	R	211.7	Qualifying - 2
5	Gianluca Petecof	BRA	Prema Powerteam	ITA		211.7	Qualifying - 2
99	Erwin Zanotti	ITA	BWT Mucke Motorsport	DEU	R	211.7	Qualifying - 2
62	Dennis Hauger	NOR	Van Amersfoort Racing	NDL		211.7	Qualifying - 2
20	Ivan Berets	RUS	DRZ Benelli ASD	ITA		211.7	Race - 2
36	Lorenzo Ferrari	ITA	Antonelli Motorsport	ITA	R	211.3	Qualifying - 1
10	Oliver Rasmussen	DNK	Prema Powerteam	ITA		211.3	Qualifying - 2
16	Giorgio Carrara	ARG	Jenzer Motorsport	CHE		210.9	Qualifying - 1
26	Joshua Dürksen	PRY	BWT Mucke Motorsport	DEU	R	210.9	Qualifying - 1
88	Amna Al Qubaisi	UAE	Abu Dhabi Racing	UAE		210.9	Qualifying - 2
57	Mikhael Belov	RUS	Bhaitech Srl	ITA		210.9	Qualifying - 2
12	Filipe Ugran	ROU	BVM Racing	ITA	R	210.5	Qualifying - 1
25	William Alatalo	FIN	BWT Mucke Motorsport	DEU		210.5	Qualifying - 2
97	Roman Stanek	CZE	US Racing	DEU	R	210.1	Qualifying - 1
22	Umberto Laganella	ITA	Bhaitech Srl	ITA		210.1	Qualifying - 1
21	Axel Gnos	CHE	Jenzer Motorsport	CHE	R	210.1	Qualifying - 1
14	Nicola Marinangeli	ITA	Bhaitech Srl	ITA	R	210.1	Qualifying - 2
23	Gregoire Saucy	CHE	R-ace GP	FRA		210.1	Qualifying - 2
29	Emilio Cipriani	VEN	Cram Motorsport	ITA		209.7	Qualifying - 1
18	Emidio Pesce	ITA	Jenzer Motorsport	CHE	R	209.7	Qualifying - 2
31	Pietro Delli Guanti	ITA	BVM Racing	ITA	R	209.7	Race - 1
24	Laszlo Toth	HUN	R-ace GP	FRA		209.3	Qualifying - 2
28	Sebastian Freymuth	DEU	AS Motorsport	SVN	R	208.8	Qualifying - 1
77	Andrea Rosso	ITA	Antonelli Motorsport	ITA	R	208.4	Qualifying - 1
81	Fabio Venditti	ITA	Corbetta Racing	ITA		207.6	Qualifying - 1



Hungaroring
F4 Italian Championship
Race - 2
Lap Chart



LAP

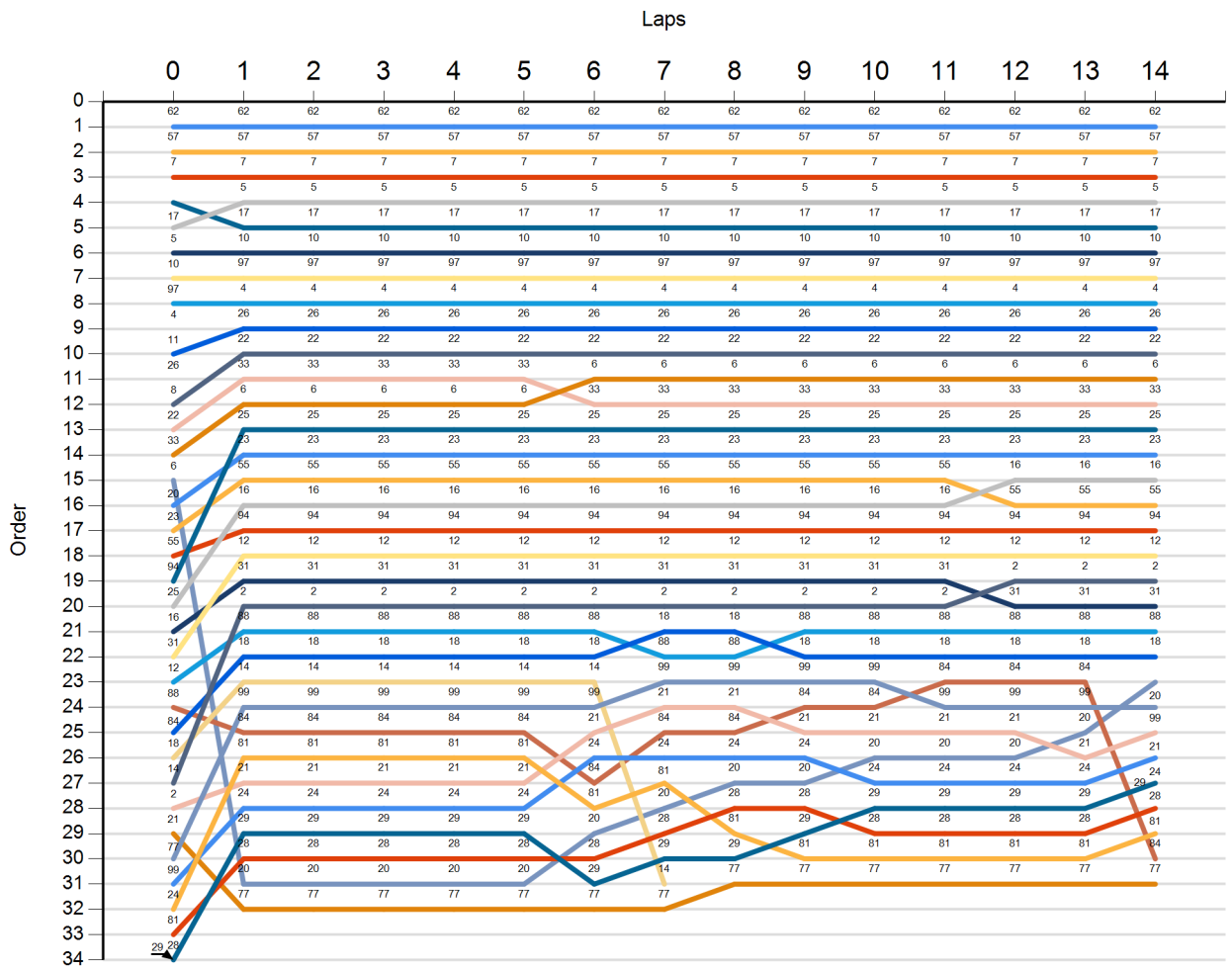
Nr	Pos	Grid	1	2	3	4	5	6	7	8	9	10	11	12	13	14
62	1	62	62	62	62	62	62	62	62	62	62	62	62	62	62	62
57	2	57	57	57	57	57	57	57	57	57	57	57	57	57	57	57
7	3	7	7	7	7	7	7	7	7	7	7	7	7	7	7	7
17	4	17	5	5	5	5	5	5	5	5	5	5	5	5	5	5
5	5	5	17	17	17	17	17	17	17	17	17	17	17	17	17	17
10	6	10	10	10	10	10	10	10	10	10	10	10	10	10	10	10
97	7	97	97	97	97	97	97	97	97	97	97	97	97	97	97	97
4	8	4	4	4	4	4	4	4	4	4	4	4	4	4	4	4
11	9	11	26	26	26	26	26	26	26	26	26	26	26	26	26	26
26	10	26	22	22	22	22	22	22	22	22	22	22	22	22	22	22
8	11	8	33	33	33	33	33	6	6	6	6	6	6	6	6	6
22	12	22	6	6	6	6	6	33	33	33	33	33	33	33	33	33
33	13	33	25	25	25	25	25	25	25	25	25	25	25	25	25	25
6	14	6	23	23	23	23	23	23	23	23	23	23	23	23	23	23
20	15	20	55	55	55	55	55	55	55	55	55	55	55	16	16	16
23	16	23	16	16	16	16	16	16	16	16	16	16	16	55	55	55
55	17	55	94	94	94	94	94	94	94	94	94	94	94	94	94	94
94	18	94	12	12	12	12	12	12	12	12	12	12	12	12	12	12
25	19	25	31	31	31	31	31	31	31	31	31	31	31	2	2	2
16	20	16	2	2	2	2	2	2	2	2	2	2	2	31	31	31
31	21	31	88	88	88	88	88	88	18	18	88	88	88	88	88	88
12	22	12	18	18	18	18	18	18	88	88	18	18	18	18	18	18
88	23	88	14	14	14	14	14	14	99	99	99	99	84	84	84	20
84	24	84	99	99	99	99	99	99	21	21	84	84	99	99	99	99
18	25	18	84	84	84	84	84	21	84	84	21	21	21	21	20	21
14	26	14	81	81	81	81	81	24	24	24	24	20	20	20	21	24
2	27	2	21	21	21	21	21	84	81	20	20	24	24	24	24	29
21	28	21	24	24	24	24	24	81	20	28	28	29	29	29	29	28
77	29	77	29	29	29	29	29	20	28	81	29	28	28	28	28	81
99	30	99	28	28	28	28	28	28	29	29	81	81	81	81	81	84
24	31	24	20	20	20	20	20	29	14	77	77	77	77	77	77	77
81	32	81	77	77	77	77	77	77	77	77	77	77	77	77	77	77
28	33	28														
29	34	29														



Hungaroring
F4 Italian Championship
Race - 2
Graphic Lap Chart



- 62
- 57
- 7
- 17
- 5
- 10
- 97
- 4
- 11
- 26
- 8
- 22
- 33
- 6
- 20
- 23
- 55
- 94
- 25
- 16
- 31
- 12
- 88
- 84
- 18
- 14
- 2
- 21
- 77
- 99
- 24
- 81
- 28
- 29





Hungaroring
F4 Italian Championship
Race - 2
Pit Stop Analysis



Nº	In Day Time	Driver	Nat	Competitor	Nat	In Time	Stop Nº	Pit Time	Handicap	Penalty
62	11:10:48.025	Dennis Hauger	NOR	Van Amersfoort Racing	NDL	2:32.047	1	24.153		
57	11:10:48.827	Mikhael Belov	RUS	Bhaitech Srl	ITA	2:32.849	1	23.793		
7	11:10:51.121	Paul Aron	EST	Prema Powerteam	ITA	2:35.143	1	25.181		
5	11:10:52.391	Gianluca Petecof	BRA	Prema Powerteam	ITA	2:36.413	1	25.137		
17	11:10:54.109	Jonny Edgar	GBR	Jenzer Motorsport	CHE	2:38.131	1	25.178		
10	11:10:55.842	Oliver Rasmussen	DNK	Prema Powerteam	ITA	2:39.864	1	25.113		
97	11:10:57.379	Roman Stanek	CZE	US Racing	DEU	2:41.401	1	24.807		
4	11:10:59.056	Niklas Krütten	DEU	Van Amersfoort Racing	NDL	2:43.078	1	24.284		
26	11:11:00.836	Joshua Dürksen	PRY	BWT Mucke Motorsport	DEU	2:44.858	1	23.685		
22	11:11:01.999	Umberto Laganella	ITA	Bhaitech Srl	ITA	2:46.021	1	25.455		
33	11:11:04.930	Jesse Salmenautio	FIN	DRZ Benelli ASD	ITA	2:48.952	1	25.338		
6	11:11:06.460	Ido Cohen	ISR	Van Amersfoort Racing	NDL	2:50.482	1	25.163		
25	11:11:07.729	William Alatalo	FIN	BWT Mucke Motorsport	DEU	2:51.751	1	26.327		
23	11:11:09.915	Gregoire Saucy	CHE	R-ace GP	FRA	2:53.937	1	26.449		
55	11:11:10.920	Roei Meyuhas	ISR	Cram Motorsport	ITA	2:54.942	1	26.756		
16	11:11:12.833	Giorgio Carrara	ARG	Jenzer Motorsport	CHE	2:56.855	1	26.403		
94	11:11:13.788	Daniel Vebster	SW	Cram Motorsport	ITA	2:57.810	1	25.961		
12	11:11:15.768	Filipe Ugran	ROU	BVM Racing	ITA	2:59.790	1	25.180		
31	11:11:16.826	Pietro Delli Guanti	ITA	BVM Racing	ITA	3:00.848	1	24.699		
2	11:11:17.839	Nico Göhler	DEU	BWT Mucke Motorsport	DEU	3:01.861	1	24.877		
88	11:11:20.358	Amna Al Qubaisi	UAE	Abu Dhabi Racing	UAE	3:04.380	1	25.458		
18	11:11:22.415	Emidio Pesce	ITA	Jenzer Motorsport	CHE	3:06.437	1	25.507		
14	11:11:23.909	Nicola Marinangeli	ITA	Bhaitech Srl	ITA	3:07.931	1	28.325		
99	11:11:26.439	Erwin Zanotti	ITA	BWT Mucke Motorsport	DEU	3:10.461	1	27.269		
84	11:11:27.344	Francesco Simonazzi	ITA	Cram Motorsport	ITA	3:11.366	1	27.973		
81	11:11:28.434	Fabio Venditti	ITA	Corbetta Racing	ITA	3:12.456	1	29.336		
21	11:11:29.740	Axel Gnos	CHE	Jenzer Motorsport	CHE	3:13.762	1	29.062		
24	11:11:30.913	Laszlo Toth	HUN	R-ace GP	FRA	3:14.935	1	28.802		
29	11:11:33.179	Emilio Cipriani	VEN	Cram Motorsport	ITA	3:17.201	1	27.828		
28	11:11:35.372	Sebastian Freymuth	DEU	AS Motorsport	SVN	3:19.394	1	27.622		
20	11:11:37.141	Ivan Berets	RUS	DRZ Benelli ASD	ITA	3:21.163	1	27.160		
77	11:11:39.578	Andrea Rosso	ITA	Antonelli Motorsport	ITA	3:23.600	1	26.478		
62	11:13:45.352	Dennis Hauger	NOR	Van Amersfoort Racing	NDL	5:29.374	2	24.101		
57	11:13:45.975	Mikhael Belov	RUS	Bhaitech Srl	ITA	5:29.997	2	24.514		
7	11:13:47.324	Paul Aron	EST	Prema Powerteam	ITA	5:31.346	2	24.992		
5	11:13:48.680	Gianluca Petecof	BRA	Prema Powerteam	ITA	5:32.702	2	24.847		
17	11:13:50.895	Jonny Edgar	GBR	Jenzer Motorsport	CHE	5:34.917	2	25.664		
10	11:13:52.542	Oliver Rasmussen	DNK	Prema Powerteam	ITA	5:36.564	2	25.969		
97	11:13:54.497	Roman Stanek	CZE	US Racing	DEU	5:38.519	2	24.897		
4	11:13:56.828	Niklas Krütten	DEU	Van Amersfoort Racing	NDL	5:40.850	2	23.858		
26	11:13:58.394	Joshua Dürksen	PRY	BWT Mucke Motorsport	DEU	5:42.416	2	23.622		
22	11:13:59.737	Umberto Laganella	ITA	Bhaitech Srl	ITA	5:43.759	2	23.707		
33	11:14:01.827	Jesse Salmenautio	FIN	DRZ Benelli ASD	ITA	5:45.849	2	24.177		
6	11:14:03.113	Ido Cohen	ISR	Van Amersfoort Racing	NDL	5:47.135	2	24.406		
25	11:14:04.578	William Alatalo	FIN	BWT Mucke Motorsport	DEU	5:48.600	2	25.553		
23	11:14:05.999	Gregoire Saucy	CHE	R-ace GP	FRA	5:50.021	2	25.516		
55	11:14:07.343	Roei Meyuhas	ISR	Cram Motorsport	ITA	5:51.365	2	25.426		
16	11:14:11.758	Giorgio Carrara	ARG	Jenzer Motorsport	CHE	5:55.780	2	24.242		
94	11:14:12.486	Daniel Vebster	SW	Cram Motorsport	ITA	5:56.508	2	24.493		
12	11:14:13.681	Filipe Ugran	ROU	BVM Racing	ITA	5:57.703	2	24.405		
31	11:14:14.879	Pietro Delli Guanti	ITA	BVM Racing	ITA	5:58.901	2	24.185		
2	11:14:15.961	Nico Göhler	DEU	BWT Mucke Motorsport	DEU	5:59.983	2	24.554		
88	11:14:16.964	Amna Al Qubaisi	UAE	Abu Dhabi Racing	UAE	6:00.986	2	24.468		





Hungaroring
F4 Italian Championship
Race - 2
Pit Stop Analysis



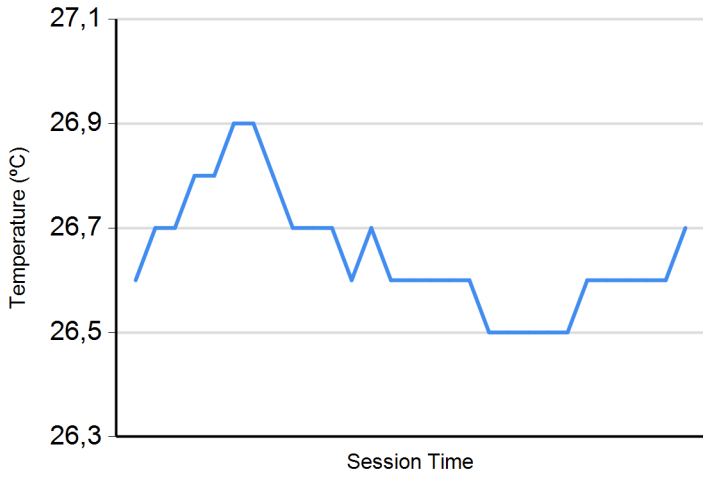
18	11:14:18.777	Emidio Pesce	ITA	Jenzer Motorsport	CHE	6:02.799	2	24.130
14	11:14:21.442	Nicola Marinangeli	ITA	Bhaitech Srl	ITA	6:05.464	2	28.227
99	11:14:22.954	Erwin Zanotti	ITA	BWT Mucke Motorsport	DEU	6:06.976	2	27.726
84	11:14:23.941	Francesco Simonazzi	ITA	Cram Motorsport	ITA	6:07.963	2	27.873
81	11:14:25.622	Fabio Venditti	ITA	Corbetta Racing	ITA	6:09.644	2	26.980
21	11:14:27.139	Axel Gnos	CHE	Jenzer Motorsport	CHE	6:11.161	2	27.265
24	11:14:28.345	Laszlo Toth	HUN	R-ace GP	FRA	6:12.367	2	27.242
29	11:14:30.594	Emilio Cipriani	VEN	Cram Motorsport	ITA	6:14.616	2	26.862
28	11:14:33.046	Sebastian Freymuth	DEU	AS Motorsport	SVN	6:17.068	2	26.408
20	11:14:34.606	Ivan Berets	RUS	DRZ Benelli ASD	ITA	6:18.628	2	26.403
77	11:14:36.899	Andrea Rosso	ITA	Antonelli Motorsport	ITA	6:20.921	2	25.455
62	11:16:33.828	Dennis Hauger	NOR	Van Amersfoort Racing	NDL	8:17.850	3	24.091
57	11:16:34.770	Mikhael Belov	RUS	Bhaitech Srl	ITA	8:18.792	3	24.158
7	11:16:35.805	Paul Aron	EST	Prema Powerteam	ITA	8:19.827	3	25.064
5	11:16:37.636	Gianluca Petecof	BRA	Prema Powerteam	ITA	8:21.658	3	24.179
17	11:16:39.059	Jonny Edgar	GBR	Jenzer Motorsport	CHE	8:23.081	3	24.222
10	11:16:40.821	Oliver Rasmussen	DNK	Prema Powerteam	ITA	8:24.843	3	25.484
97	11:16:42.384	Roman Stanek	CZE	US Racing	DEU	8:26.406	3	25.027
4	11:16:44.820	Niklas Krütten	DEU	Van Amersfoort Racing	NDL	8:28.842	3	24.063
26	11:16:46.787	Joshua Dürksen	PRY	BWT Mucke Motorsport	DEU	8:30.809	3	23.486
22	11:16:49.362	Umberto Laganella	ITA	Bhaitech Srl	ITA	8:33.384	3	24.204
33	11:16:50.527	Jesse Salmenautio	FIN	DRZ Benelli ASD	ITA	8:34.549	3	24.477
6	11:16:51.810	Ido Cohen	ISR	Van Amersfoort Racing	NDL	8:35.832	3	24.208
25	11:16:53.604	William Alatalo	FIN	BWT Mucke Motorsport	DEU	8:37.626	3	24.667
23	11:16:55.188	Gregoire Saucy	CHE	R-ace GP	FRA	8:39.210	3	24.441
55	11:16:56.262	Roe Meyuhas	ISR	Cram Motorsport	ITA	8:40.284	3	24.244
16	11:16:58.079	Giorgio Carrara	ARG	Jenzer Motorsport	CHE	8:42.101	3	25.856
94	11:16:58.959	Daniel Vebster	SW	Cram Motorsport	ITA	8:42.981	3	25.652
12	11:17:00.526	Filipe Ugran	ROU	BVM Racing	ITA	8:44.548	3	24.800
31	11:17:01.413	Pietro Delli Guanti	ITA	BVM Racing	ITA	8:45.435	3	24.684
2	11:17:02.102	Nico Göhler	DEU	BWT Mucke Motorsport	DEU	8:46.124	3	24.760
88	11:17:02.735	Amna Al Qubaisi	UAE	Abu Dhabi Racing	UAE	8:46.757	3	24.771
18	11:17:04.586	Emidio Pesce	ITA	Jenzer Motorsport	CHE	8:48.608	3	24.573
14	11:17:07.550	Nicola Marinangeli	ITA	Bhaitech Srl	ITA	8:51.572	3	27.475
99	11:17:09.688	Erwin Zanotti	ITA	BWT Mucke Motorsport	DEU	8:53.710	3	26.398
84	11:17:11.491	Francesco Simonazzi	ITA	Cram Motorsport	ITA	8:55.513	3	25.443
81	11:17:12.299	Fabio Venditti	ITA	Corbetta Racing	ITA	8:56.321	3	25.259
21	11:17:13.724	Axel Gnos	CHE	Jenzer Motorsport	CHE	8:57.746	3	25.566
24	11:17:15.422	Laszlo Toth	HUN	R-ace GP	FRA	8:59.444	3	24.606
29	11:17:17.126	Emilio Cipriani	VEN	Cram Motorsport	ITA	9:01.148	3	25.858
28	11:17:19.081	Sebastian Freymuth	DEU	AS Motorsport	SVN	9:03.103	3	25.547
20	11:17:20.157	Ivan Berets	RUS	DRZ Benelli ASD	ITA	9:04.179	3	25.764
77	11:17:21.467	Andrea Rosso	ITA	Antonelli Motorsport	ITA	9:05.489	3	25.778
77	11:23:55.405	Andrea Rosso	ITA	Antonelli Motorsport	ITA	15:39.427	4	48.164



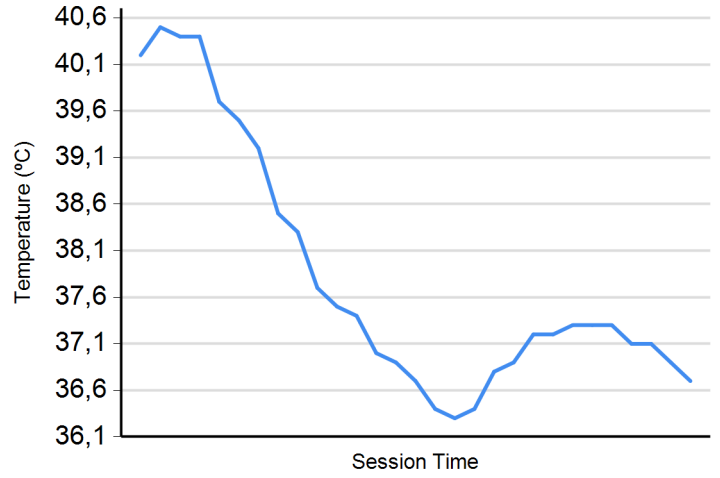
Hungaroring
F4 Italian Championship
Race - 2
Weather Report



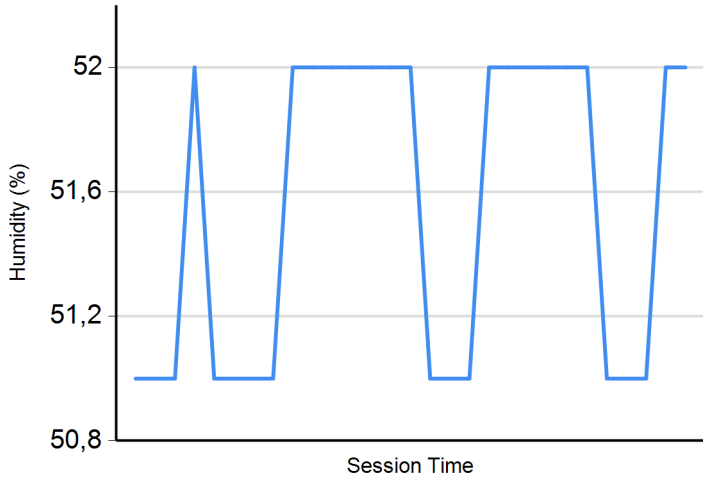
Air Temperature



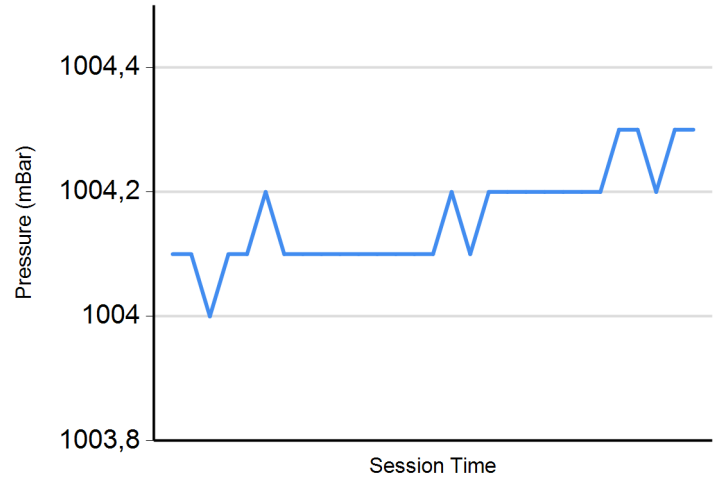
Track Temperature



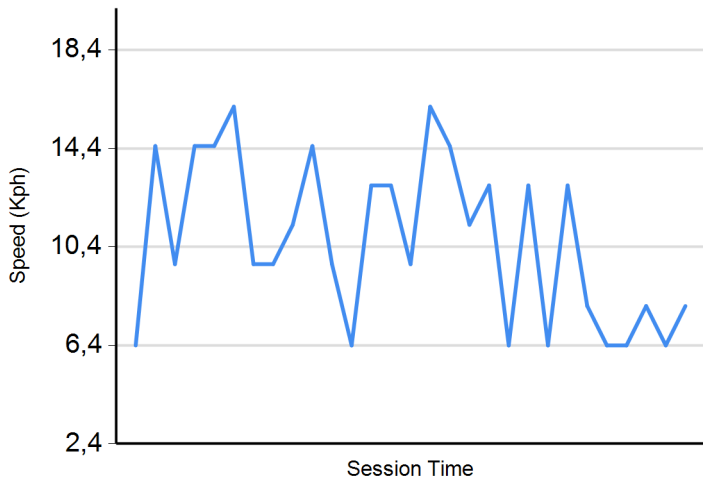
Humidity



Pressure



Wind Speed



Wind direction

North = 0°/360° Est = 90° South = 180° West = 270°

