

Hungaroring
F4 Italian Championship
Qualifying - 2
Provisional Results



Cls	Nº	Driver	Nat	Competitor	Nat		Laps	Best	Time	Gap	Interval	Km/h
1	62	Dennis Hauger	NOR	Van Amersfoort Racing	NDL		8	7	1:42.661			153.6
2	10	Oliver Rasmussen	DNK	Prema Powerteam	ITA		7	4	1:43.222	0.561	0.561	152.7
3	57	Mikhael Belov	RUS	Bhaitech Srl	ITA		8	6	1:43.293	0.632	0.071	152.6
4	7	Paul Aron	EST	Prema Powerteam	ITA	R	1	7	1:43.326	0.665	0.033	152.6
5	17	Jonny Edgar	GBR	Jenzer Motorsport	CHE	R	2	8	1:43.347	0.686	0.021	152.6
6	5	Gianluca Petecof	BRA	Prema Powerteam	ITA		6	3	1:43.365	0.704	0.018	152.5
7	97	Roman Stanek	CZE	US Racing	DEU	R	3	7	1:43.385	0.724	0.020	152.5
8	4	Niklas Krütten	DEU	Van Amersfoort Racing	NDL		8	5	1:43.393	0.732	0.008	152.5
9	11	Alessandro Famularo	VEN	Prema Powerteam	ITA		8	4	1:43.545	0.884	0.152	152.3
10	26	Joshua Dürksen	PRY	BWT Mucke Motorsport	DEU	R	4	8	1:43.761	1.100	0.216	151.9
11	8	Roy Lucas Allecco	DEU	Van Amersfoort Racing	NDL		8	5	1:43.781	1.120	0.020	151.9
12	22	Umberto Laganella	ITA	Bhaitech Srl	ITA		9	4	1:43.811	1.150	0.030	151.9
13	33	Jesse Salmenautio	FIN	DRZ Benelli ASD	ITA		9	4	1:43.895	1.234	0.084	151.8
14	6	Ido Cohen	ISR	Van Amersfoort Racing	NDL		8	3	1:43.922	1.261	0.027	151.7
15	20	Ivan Berets	RUS	DRZ Benelli ASD	ITA		10	6	1:43.955	1.294	0.033	151.7
16	23	Gregoire Saucy	CHE	R-ace GP	FRA		8	3	1:44.088	1.427	0.133	151.5
17	55	Roe Meyuhas	ISR	Cram Motorsport	ITA	R	5	8	1:44.206	1.545	0.118	151.3
18	94	Daniel Vebster	SWE	Cram Motorsport	ITA	R	6	7	1:44.260	1.599	0.054	151.2
19	25	William Alatalo	FIN	BWT Mucke Motorsport	DEU		8	7	1:44.316	1.655	0.056	151.1
20	16	Giorgio Carrara	ARG	Jenzer Motorsport	CHE		9	5	1:44.332	1.671	0.016	151.1
21	36	Lorenzo Ferrari	ITA	Antonelli Motorsport	ITA	R	7	7	1:44.336	1.675	0.004	151.1
22	31	Pietro Delli Guanti	ITA	BVM Racing	ITA	R	8	9	1:44.343	1.682	0.007	151.1
23	12	Filipe Ugran	ROU	BVM Racing	ITA	R	9	9	1:44.356	1.695	0.013	151.1
24	88	Amna Al Qubaisi	UAE	Abu Dhabi Racing	UAE		8	4	1:44.533	1.872	0.177	150.8
25	84	Francesco Simonazzi	ITA	Cram Motorsport	ITA	R	10	7	1:44.575	1.914	0.042	150.8
26	18	Emidio Pesce	ITA	Jenzer Motorsport	CHE	R	11	9	1:44.612	1.951	0.037	150.7
27	14	Nicola Marinangeli	ITA	Bhaitech Srl	ITA	R	12	10	1:44.653	1.992	0.041	150.7
28	2	Nico Göhler	DEU	BWT Mucke Motorsport	DEU	R	13	8	1:44.871	2.210	0.218	150.3
29	21	Axel Gnos	CHE	Jenzer Motorsport	CHE	R	14	10	1:44.944	2.283	0.073	150.2
30	77	Andrea Rosso	ITA	Antonelli Motorsport	ITA	R	15	7	1:45.129	2.468	0.185	150.0
31	99	Erwin Zanotti	ITA	BWT Mucke Motorsport	DEU	R	16	8	1:45.137	2.476	0.008	150.0
32	24	Laszlo Toth	HUN	R-ace GP	FRA		9	5	1:45.345	2.684	0.208	149.7
33	81	Fabio Venditti	ITA	Corbetta Racing	ITA		9	8	1:45.918	3.257	0.573	148.9
34	28	Sebastian Freymuth	DEU	AS Motorsport	SVN	R	17	10	1:46.108	3.447	0.190	148.6

Published at:.....

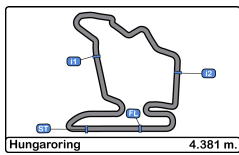
Track Temp: **36.2 °C** Air Temp: **25.7 °C** Humidity: **41 %** Track Status: **DRY**

Stewards:

Race Director:

Timekeeper:





Hungaroring
F4 Italian Championship
Qualifying - 2
Provisional Results by Class



Cls	Nº	Driver	Nat	Competitor	Nat	Laps	Best	Time	Gap	Interval	Km/h	
1	62	Dennis Hauger	NOR	Van Amersfoort Racing	NDL	8	7	1:42.661			153.6	
2	10	Oliver Rasmussen	DNK	Prema Powerteam	ITA	7	4	1:43.222	0.561	0.561	152.7	
3	57	Mikhael Belov	RUS	Bhaitech Srl	ITA	8	6	1:43.293	0.632	0.071	152.6	
4	5	Gianluca Petecof	BRA	Prema Powerteam	ITA	6	3	1:43.365	0.704	0.072	152.5	
5	4	Niklas Krütten	DEU	Van Amersfoort Racing	NDL	8	5	1:43.393	0.732	0.028	152.5	
6	11	Alessandro Famularo	VEN	Prema Powerteam	ITA	8	4	1:43.545	0.884	0.152	152.3	
7	8	Roy Lucas Allecco	DEU	Van Amersfoort Racing	NDL	8	5	1:43.781	1.120	0.236	151.9	
8	22	Umberto Laganella	ITA	Bhaitech Srl	ITA	9	4	1:43.811	1.150	0.030	151.9	
9	33	Jesse Salmenautio	FIN	DRZ Benelli ASD	ITA	9	4	1:43.895	1.234	0.084	151.8	
10	6	Ido Cohen	ISR	Van Amersfoort Racing	NDL	8	3	1:43.922	1.261	0.027	151.7	
11	20	Ivan Berets	RUS	DRZ Benelli ASD	ITA	10	6	1:43.955	1.294	0.033	151.7	
12	23	Gregoire Saucy	CHE	R-ace GP	FRA	8	3	1:44.088	1.427	0.133	151.5	
13	25	William Alatalo	FIN	BWT Mucke Motorsport	DEU	8	7	1:44.316	1.655	0.228	151.1	
14	16	Giorgio Carrara	ARG	Jenzer Motorsport	CHE	9	5	1:44.332	1.671	0.016	151.1	
15	88	Amna Al Qubaisi	UAE	Abu Dhabi Racing	UAE	8	4	1:44.533	1.872	0.201	150.8	
16	24	Laszlo Toth	HUN	R-ace GP	FRA	9	5	1:45.345	2.684	0.812	149.7	
17	81	Fabio Venditti	ITA	Corbetta Racing	ITA	9	8	1:45.918	3.257	0.573	148.9	
Rookie												
1	7	Paul Aron	EST	Prema Powerteam	ITA	R	7	4	1:43.326		152.6	
2	17	Jonny Edgar	GBR	Jenzer Motorsport	CHE	R	8	4	1:43.347	0.021	0.021	152.6
3	97	Roman Stanek	CZE	US Racing	DEU	R	7	4	1:43.385	0.059	0.038	152.5
4	26	Joshua Dürksen	PRY	BWT Mucke Motorsport	DEU	R	8	7	1:43.761	0.435	0.376	151.9
5	55	Roe Meyuhas	ISR	Cram Motorsport	ITA	R	8	4	1:44.206	0.880	0.445	151.3
6	94	Daniel Vebster	SWE	Cram Motorsport	ITA	R	7	3	1:44.260	0.934	0.054	151.2
7	36	Lorenzo Ferrari	ITA	Antonelli Motorsport	ITA	R	7	4	1:44.336	1.010	0.076	151.1
8	31	Pietro Delli Guanti	ITA	BVM Racing	ITA	R	9	8	1:44.343	1.017	0.007	151.1
9	12	Filipe Ugran	ROU	BVM Racing	ITA	R	9	5	1:44.356	1.030	0.013	151.1
10	84	Francesco Simonazzi	ITA	Cram Motorsport	ITA	R	7	3	1:44.575	1.249	0.219	150.8
11	18	Emidio Pesce	ITA	Jenzer Motorsport	CHE	R	9	4	1:44.612	1.286	0.037	150.7
12	14	Nicola Marinangeli	ITA	Bhaitech Srl	ITA	R	10	4	1:44.653	1.327	0.041	150.7
13	2	Nico Göhler	DEU	BWT Mucke Motorsport	DEU	R	8	4	1:44.871	1.545	0.218	150.3
14	21	Axel Gnos	CHE	Jenzer Motorsport	CHE	R	10	5	1:44.944	1.618	0.073	150.2
15	77	Andrea Rosso	ITA	Antonelli Motorsport	ITA	R	7	4	1:45.129	1.803	0.185	150.0
16	99	Erwin Zanotti	ITA	BWT Mucke Motorsport	DEU	R	8	4	1:45.137	1.811	0.008	150.0
17	28	Sebastian Freymuth	DEU	AS Motorsport	SVN	R	10	4	1:46.108	2.782	0.971	148.6

Published at:.....

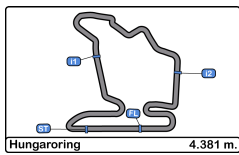
Track Temp: **36.2 °C** Air Temp: **25.7 °C** Humidity: **41 %** Track **DRY**

Stewards:

Race Director:

Timekeeper:





Hungaroring
F4 Italian Championship
Qualifying - 2
Provisional 2 Fastest Lap Results



Cls	Nº	Driver	Nat	Competitor	Nat	Laps	Best	Time	Gap	Interval	Km/h		
1	62	Dennis Hauger	NOR	Van Amersfoort Racing	NDL	8	4	1:43.182			153.6		
2	57	Mikhael Belov	RUS	Bhaitech Srl	ITA	8	4	1:43.327	0.145	0.145	152.6		
3	4	Niklas Krütten	DEU	Van Amersfoort Racing	NDL	8	4	1:43.400	0.218	0.073	152.5		
4	5	Gianluca Petecof	BRA	Prema Powerteam	ITA	6	5	1:43.466	0.284	0.066	152.5		
5	97	Roman Stanek	CZE	US Racing	DEU	R	1	7	6	1:43.551	0.369	0.085	152.5
6	17	Jonny Edgar	GBR	Jenzer Motorsport	CHE	R	2	8	6	1:43.591	0.409	0.040	152.6
7	7	Paul Aron	EST	Prema Powerteam	ITA	R	3	7	3	1:43.602	0.420	0.011	152.6
8	10	Oliver Rasmussen	DNK	Prema Powerteam	ITA	7	6	1:43.788	0.606	0.186	152.7		
9	26	Joshua Dürksen	PRY	BWT Mucke Motorsport	DEU	R	4	8	5	1:43.805	0.623	0.017	151.9
10	22	Umberto Laganella	ITA	Bhaitech Srl	ITA	9	8	1:43.870	0.688	0.065	151.9		
11	6	Ido Cohen	ISR	Van Amersfoort Racing	NDL	8	4	1:43.939	0.757	0.069	151.7		
12	11	Alessandro Famularo	VEN	Prema Powerteam	ITA	8	6	1:43.956	0.774	0.017	152.3		
13	8	Roy Lucas Allecco	DEU	Van Amersfoort Racing	NDL	8	4	1:43.956	0.774	0.000	151.9		
14	20	Ivan Berets	RUS	DRZ Benelli ASD	ITA	10	5	1:44.079	0.897	0.123	151.7		
15	33	Jesse Salmenautio	FIN	DRZ Benelli ASD	ITA	9	8	1:44.107	0.925	0.028	151.8		
16	23	Gregoire Saucy	CHE	R-ace GP	FRA	8	7	1:44.176	0.994	0.069	151.5		
17	25	William Alatalo	FIN	BWT Mucke Motorsport	DEU	8	5	1:44.354	1.172	0.178	151.1		
18	94	Daniel Vebster	SWE	Cram Motorsport	ITA	R	5	7	6	1:44.365	1.183	0.011	151.2
19	16	Giorgio Carrara	ARG	Jenzer Motorsport	CHE	9	3	1:44.369	1.187	0.004	151.1		
20	55	Roe Meyuhav	ISR	Cram Motorsport	ITA	R	6	8	3	1:44.492	1.310	0.123	151.3
21	12	Filipe Ugran	ROU	BVM Racing	ITA	R	7	9	8	1:44.530	1.348	0.038	151.1
22	84	Francesco Simonazzi	ITA	Cram Motorsport	ITA	R	8	7	5	1:44.682	1.500	0.152	150.8
23	31	Pietro Delli Guanti	ITA	BVM Racing	ITA	R	9	9	5	1:44.703	1.521	0.021	151.1
24	18	Emidio Pesce	ITA	Jenzer Motorsport	CHE	R	10	9	7	1:44.737	1.555	0.034	150.7
25	14	Nicola Marinangeli	ITA	Bhaitech Srl	ITA	R	11	10	9	1:44.856	1.674	0.119	150.7
26	21	Axel Gnos	CHE	Jenzer Motorsport	CHE	R	12	10	9	1:44.949	1.767	0.093	150.2
27	2	Nico Göhler	DEU	BWT Mucke Motorsport	DEU	R	13	8	7	1:45.007	1.825	0.058	150.3
28	88	Amna Al Qubaisi	UAE	Abu Dhabi Racing	UAE	8	7	1:45.074	1.892	0.067	150.8		
29	99	Erwin Zanotti	ITA	BWT Mucke Motorsport	DEU	R	14	8	3	1:45.237	2.055	0.163	150.0
30	77	Andrea Rosso	ITA	Antonelli Motorsport	ITA	R	15	7	3	1:45.247	2.065	0.010	150.0
31	36	Lorenzo Ferrari	ITA	Antonelli Motorsport	ITA	R	16	7	3	1:45.282	2.100	0.035	151.1
32	24	Laszlo Toth	HUN	R-ace GP	FRA	9	6	1:45.534	2.352	0.252	149.7		
33	28	Sebastian Freymuth	DEU	AS Motorsport	SVN	R	17	10	7	1:46.380	3.198	0.846	148.6
34	81	Fabio Venditti	ITA	Corbetta Racing	ITA	9	5	1:46.684	3.502	0.304	148.9		

Published at:.....

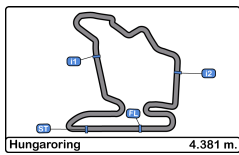
Track Temp: **36.2 °C** Air Temp: **25.7 °C** Humidity: **41 %** Track Status: **DRY**

Stewards:

Race Director:

Timekeeper:





Hungaroring
F4 Italian Championship
Qualifying - 2
Lap Analysis



2	Nico Göhler	Tatuus F.4 T014 Abarth	8	Roy Lucas Allecco	Tatuus F.4 T014 Abarth
	R	BWT Mucke Motorsport			Van Amersfoort Racing

Lap	D	Time	Sector 1	Sector 2	Sector 3	T. Spd	Elapsed	Lap	D	Time	Sector 1	Sector 2	Sector 3	T. Spd	Elapsed
1		9:35:04.218	9:33:50.415	43.750	30.053		9:35:04.218	1		9:33:03.560	9:31:45.643	45.296	32.621		9:33:03.560
2		1:46.378	38.776	38.305	29.297	210.5	9:36:50.596	2		1:53.238	40.618	41.851	30.769	206.5	9:34:56.798
3		1:45.089	38.534	37.678	28.877	211.7	9:38:35.685	3		1:59.887	41.947	48.579	29.361	196.0	9:36:56.685
4		1:44.871	38.370	37.662	28.839	211.3	9:40:20.556	4		1:43.956	38.071	37.351	28.534	210.9	9:38:40.641
5		2:07.444	48.773	49.127	29.544	203.7	9:42:28.000	5		1:43.781	38.037	37.247	28.497	211.3	9:40:24.422
6		1:45.200	38.465	37.897	28.838	208.4	9:44:13.200	6		1:57.917	41.453	42.602	33.862	210.9	9:42:22.339
7		1:45.007	38.376	37.855	28.776	209.3	9:45:58.207	7		1:44.658	38.229	37.857	28.572	209.7	9:44:06.997
8		2:29.067 P	51.804	48.782	48.481	159.0	9:48:27.274	8		1:57.396 P	38.108	39.541	39.747	210.1	9:46:04.393

4	Niklas Krütten	Tatuus F.4 T014 Abarth	10	Oliver Rasmussen	Tatuus F.4 T014 Abarth
		Van Amersfoort Racing			Prema Powerteam

Lap	D	Time	Sector 1	Sector 2	Sector 3	T. Spd	Elapsed	Lap	D	Time	Sector 1	Sector 2	Sector 3	T. Spd	Elapsed
1		9:34:14.318	9:32:44.162	55.567	34.589		9:34:14.318	1		9:34:37.928	9:33:15.457	48.386	34.085		9:34:37.928
2		2:05.237	44.449	45.745	35.043	188.4	9:36:19.555	2		2:06.935	48.014	49.018	29.903	165.1	9:36:44.863
3		1:52.150	42.665	39.826	29.659	183.6	9:38:11.705	3		1:45.396	38.248	38.385	28.763	209.3	9:38:30.259
4		1:43.400	38.076	36.953	28.371	210.1	9:39:55.105	4		1:43.222	37.962	37.022	28.238	210.5	9:40:13.481
5		1:43.393	37.897	37.014	28.482	211.3	9:41:38.498	5		1:53.327	37.978	44.462	30.887	211.3	9:42:06.808
6		2:04.758	46.594	45.192	32.972	210.5	9:43:43.256	6		1:43.788	38.024	37.138	28.626	210.1	9:43:50.596
7		1:43.711	38.020	37.149	28.542	210.9	9:45:26.967	7		1:49.587 P	38.341	37.313	33.933	208.4	9:45:40.183
8		2:20.792 P	45.673	47.114	48.005	210.9	9:47:47.759								

5	Gianluca Petecof	Tatuus F.4 T014 Abarth	11	Alessandro Famularo	Tatuus F.4 T014 Abarth
		Prema Powerteam			Prema Powerteam

Lap	D	Time	Sector 1	Sector 2	Sector 3	T. Spd	Elapsed	Lap	D	Time	Sector 1	Sector 2	Sector 3	T. Spd	Elapsed
1		9:34:54.333	9:33:33.432	45.758	35.143		9:34:54.333	1		9:34:10.319	9:32:56.180	42.469	31.670		9:34:10.319
2		2:10.295	51.707	43.905	34.683	157.8	9:37:04.628	2		2:11.534	52.645	44.651	34.238	170.3	9:36:21.853
3		1:43.365	38.189	36.937	28.239	211.3	9:38:47.993	3		1:45.242	38.404	37.319	29.519	209.3	9:38:07.095
4		2:04.806	37.804	37.094	49.908	211.7	9:40:52.799	4		1:43.545	38.004	36.999	28.542	210.9	9:39:50.640
5		1:43.466	37.936	37.016	28.514	210.9	9:42:36.265	5		1:51.576	40.028	42.930	28.618	211.7	9:41:42.216
6		2:00.533 P	38.052	41.097	41.384	210.5	9:44:36.798	6		1:43.956	37.953	37.494	28.509	210.1	9:43:26.172
								7		1:44.405	38.201	37.132	29.072	209.7	9:45:10.577
								8		2:23.368 P	47.858	48.526	46.984	209.3	9:47:33.945

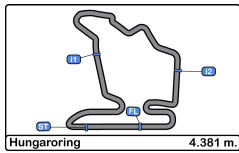
6	Ido Cohen	Tatuus F.4 T014 Abarth	12	Filipe Ugran	Tatuus F.4 T014 Abarth
		Van Amersfoort Racing		R	BVM Racing

Lap	D	Time	Sector 1	Sector 2	Sector 3	T. Spd	Elapsed	Lap	D	Time	Sector 1	Sector 2	Sector 3	T. Spd	Elapsed
1		9:33:43.370	9:32:26.009	45.378	31.983		9:33:43.370	1		9:32:53.344	9:31:36.576	45.856	30.912		9:32:53.344
2		1:51.295	41.109	40.100	30.086	207.2	9:35:34.665	2		1:52.974	39.503	41.938	31.533	208.4	9:34:46.318
3		1:43.922	38.142	37.242	28.538	210.1	9:37:18.587	3		1:44.901	38.523	37.648	28.730	208.0	9:36:31.219
4		1:43.939	37.931	37.228	28.780	212.1	9:39:02.526	4		1:44.606	38.390	37.417	28.799	209.3	9:38:15.825
5		1:56.456	45.284	42.321	28.851	210.9	9:40:58.982	5		1:44.356	38.388	37.319	28.649	209.3	9:40:00.181
6		1:54.465	38.424	41.946	34.095	210.1	9:42:53.447	6		1:45.152	38.386	37.770	28.996	209.3	9:41:45.333
7		1:44.263	38.044	37.560	28.659	209.3	9:44:37.710	7		1:51.415	38.467	41.526	31.422	207.6	9:43:36.748
8		2:03.776 P	38.197	44.455	41.124	210.5	9:46:41.486	8		1:44.530	38.365	37.472	28.693	209.3	9:45:21.278
								9		2:23.783 P	45.652	48.314	49.817	179.4	9:47:45.061

7	Paul Aron	Tatuus F.4 T014 Abarth	12	Filipe Ugran	Tatuus F.4 T014 Abarth
	R	Prema Powerteam			BVM Racing

Lap	D	Time	Sector 1	Sector 2	Sector 3	T. Spd	Elapsed	Lap	D	Time	Sector 1	Sector 2	Sector 3	T. Spd	Elapsed
1		9:35:13.052	9:33:47.411	50.009	35.632		9:35:13.052	1		9:32:53.344	9:31:36.576	45.856	30.912		9:32:53.344
2		1:59.928	46.658	44.052	29.218	200.0	9:37:12.980	2		1:52.974	39.503	41.938	31.533	208.4	9:34:46.318
3		1:43.602	38.092	37.133	28.377	211.7	9:38:56.582	3		1:44.901	38.523	37.648	28.730	208.0	9:36:31.219
4		1:43.326	37.795	37.006	28.525	211.7	9:40:39.908	4		1:44.606	38.390	37.417	28.799	209.3	9:38:15.825
5		2:03.090	37.940	53.863	31.287	211.3	9:42:42.998	5		1:44.356	38.388	37.319	28.649	209.3	9:40:00.181
6		1:43.723	37.923	37.167	28.633	210.9	9:44:26.721	6		1:45.152	38.386	37.770	28.996	209.3	9:41:45.333
7		2:37.160 P	48.164	58.061	50.935	212.1	9:47:03.881	7		1:51.415	38.467	41.526	31.422	207.6	9:43:36.748





Hungaroring
F4 Italian Championship
Qualifying - 2
Lap Analysis



14 Nicola Marinangeli Tatuus F.4 T014 Abarth **20** Ivan Berets Tatuus F.4 T014 Abarth
 R Bhaitech Srl DRZ Benelli ASD

Lap D	Time	Sector 1	Sector 2	Sector 3	T. Spd	Elapsed	Lap D	Time	Sector 1	Sector 2	Sector 3	T. Spd	Elapsed
1	9:32:06.114	9:30:53.797	41.582	30.735		9:32:06.114	1	9:32:00.704	9:30:52.388	39.119	29.197		9:32:00.704
2	1:49.732	39.958	40.464	29.310	206.5	9:33:55.846	2	1:44.576	38.518	37.575	28.483	208.8	9:33:45.280
3	1:44.892	38.407	37.852	28.633	207.6	9:35:40.738	3	1:44.628	38.335	37.540	28.753	207.6	9:35:29.908
4	1:44.653	38.301	37.666	28.686	210.1	9:37:25.391	4	1:47.593	41.115	37.570	28.908	148.9	9:37:17.501
5	1:45.100	38.314	37.851	28.935	209.7	9:39:10.491	5	1:44.079	38.121	37.345	28.613	210.9	9:39:01.580
6	1:54.329	42.420	42.644	29.265	208.0	9:41:04.820	6	1:43.955	38.161	37.122	28.672	209.3	9:40:45.535
7	1:45.235	38.534	37.687	29.014	207.2	9:42:50.055	7	1:45.993	38.652	38.398	28.943	209.7	9:42:31.528
8	1:45.341	38.399	38.157	28.785	206.8	9:44:35.396	8	1:44.484	38.308	37.457	28.719	209.3	9:44:16.012
9	1:44.856	38.332	37.515	29.009	209.3	9:46:20.252	9	1:45.226	38.207	37.418	29.601	210.1	9:46:01.238
10	2:23.049 P	44.900	49.138	49.011	208.0	9:48:43.301	10	2:36.288 P	54.079	54.637	47.572	136.0	9:48:37.526

16 Giorgio Carrara Tatuus F.4 T014 Abarth **21** Axel Gnos Tatuus F.4 T014 Abarth
 Jenzer Motorsport R Jenzer Motorsport

Lap D	Time	Sector 1	Sector 2	Sector 3	T. Spd	Elapsed	Lap D	Time	Sector 1	Sector 2	Sector 3	T. Spd	Elapsed
1	9:32:12.224	9:30:58.771	42.541	30.912		9:32:12.224	1	9:32:15.459	9:31:01.514	42.511	31.434		9:32:15.459
2	1:50.446	40.259	40.402	29.785	208.0	9:34:02.670	2	1:50.477	39.611	39.468	31.398	206.8	9:34:05.936
3	1:44.369	38.195	37.487	28.687	210.5	9:35:47.039	3	1:47.496	39.645	38.832	29.019	209.7	9:35:53.432
4	1:56.825	41.992	44.836	29.997	209.3	9:37:43.864	4	1:45.208	38.690	37.642	28.876	209.7	9:37:38.640
5	1:44.332	38.169	37.361	28.802	210.9	9:39:28.196	5	1:44.944	38.553	37.675	28.716	209.7	9:39:23.584
6	1:48.496	38.194	37.727	32.575	210.9	9:41:16.692	6	1:53.928	44.183	40.901	28.844	179.1	9:41:17.512
7	1:57.546	43.041	44.520	29.985	210.1	9:43:14.238	7	1:44.982	38.455	37.801	28.726	209.3	9:43:02.494
8	1:44.665	38.238	37.516	28.911	208.8	9:44:58.903	8	1:45.215	38.626	37.699	28.890	208.0	9:44:47.709
9	1:55.270 P	38.317	37.722	39.231	210.1	9:46:54.173	9	1:44.949	38.497	37.585	28.867	210.1	9:46:32.658
10	2:57.570 P	38.317	37.722	39.231	210.1	9:46:54.173	10	2:57.570 P	1:05.577	56.780	55.213	162.8	9:49:30.228

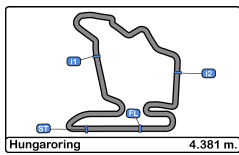
17 Jonny Edgar Tatuus F.4 T014 Abarth **22** Umberto Laganella Tatuus F.4 T014 Abarth
 R Jenzer Motorsport Bhaitech Srl

Lap D	Time	Sector 1	Sector 2	Sector 3	T. Spd	Elapsed	Lap D	Time	Sector 1	Sector 2	Sector 3	T. Spd	Elapsed
1	9:33:40.251	9:32:22.202	45.958	32.091		9:33:40.251	1	9:32:58.761	9:31:37.035	48.514	33.212		9:32:58.761
2	1:49.111	41.326	38.795	28.990	207.6	9:35:29.362	2	1:52.921	43.007	39.018	30.896	182.7	9:34:51.682
3	1:46.165	38.252	37.080	30.833	208.8	9:37:15.527	3	1:44.130	38.218	37.323	28.589	208.8	9:36:35.812
4	1:43.347	38.094	36.761	28.492	210.9	9:38:58.874	4	1:43.811	38.170	37.130	28.511	208.8	9:38:19.623
5	2:11.635	51.956	47.739	31.940	210.5	9:41:10.509	5	1:58.026	38.133	50.735	29.158	210.1	9:40:17.649
6	1:43.591	38.066	36.807	28.718	208.4	9:42:54.100	6	1:44.179	38.077	37.243	28.859	209.3	9:42:01.828
7	1:52.884	42.663	40.411	29.810	210.1	9:44:46.984	7	1:51.747	38.257	39.438	34.052	209.3	9:43:53.575
8	1:57.551 P	38.223	37.035	42.293	209.3	9:46:44.535	8	1:43.870	38.178	37.096	28.596	208.8	9:45:37.445
9	2:23.475 P	38.223	37.035	42.293	209.3	9:46:44.535	9	2:23.475 P	46.349	44.713	52.413	209.3	9:48:00.920

18 Emidio Pesce Tatuus F.4 T014 Abarth **23** Gregoire Saucy Tatuus F.4 T014 Abarth
 R Jenzer Motorsport R-race GP

Lap D	Time	Sector 1	Sector 2	Sector 3	T. Spd	Elapsed	Lap D	Time	Sector 1	Sector 2	Sector 3	T. Spd	Elapsed
1	9:32:12.667	9:30:59.489	42.207	30.971		9:32:12.667	1	9:33:58.302	9:32:44.808	41.088	32.406		9:33:58.302
2	1:52.089	40.746	40.368	30.975	206.8	9:34:04.756	2	1:44.998	38.764	37.514	28.720	208.0	9:35:43.300
3	1:44.917	38.556	37.389	28.972	208.0	9:35:49.673	3	1:44.088	38.336	37.200	28.552	208.8	9:37:27.388
4	1:44.612	38.495	37.410	28.707	208.0	9:37:34.285	4	1:44.197	38.330	37.276	28.591	210.1	9:39:11.585
5	1:50.901	40.227	41.561	29.113	209.7	9:39:25.186	5	1:51.833	38.385	40.524	32.924	210.1	9:41:03.418
6	1:47.265	39.824	38.571	28.870	208.4	9:41:12.451	6	1:56.544	45.437	42.287	28.820	164.3	9:42:59.962
7	1:44.737	38.362	37.502	28.873	208.8	9:42:57.188	7	1:44.176	38.236	37.223	28.717	208.8	9:44:44.138
8	1:45.021	38.380	37.610	29.031	208.0	9:44:42.209	8	2:01.944 P	38.140	39.195	44.609	209.3	9:46:46.082
9	2:07.447 P	38.570	45.775	43.102	208.4	9:46:49.656							





Hungaroring
F4 Italian Championship
Qualifying - 2
Lap Analysis



24 Laszlo Toth Tatuus F.4 T014 Abarth **31** Pietro Delli Guanti Tatuus F.4 T014 Abarth
 R-race GP R BVM Racing

Lap D	Time	Sector 1	Sector 2	Sector 3	T. Spd	Elapsed	Lap D	Time	Sector 1	Sector 2	Sector 3	T. Spd	Elapsed
1	9:33:15.979	9:32:03.912	41.814	30.253		9:33:15.979	1	9:32:59.051	9:31:41.876	44.898	32.277		9:32:59.051
2	1:49.050	39.322	40.401	29.327	206.1	9:35:05.029	2	1:49.364	38.881	38.651	31.832	208.4	9:34:48.415
3	1:46.144	38.972	38.342	28.830	208.0	9:36:51.173	3	1:44.881	38.531	37.593	28.757	208.4	9:36:33.296
4	1:45.615	38.558	38.124	28.933	209.3	9:38:36.788	4	1:44.709	38.424	37.478	28.807	208.8	9:38:18.005
5	1:45.345	38.645	37.859	28.841	208.4	9:40:22.133	5	1:44.703	38.497	37.460	28.746	208.4	9:40:02.708
6	1:45.534	38.701	37.816	29.017	206.5	9:42:07.667	6	1:44.952	38.594	37.494	28.864	209.3	9:41:47.660
7	1:49.099	38.807	40.943	29.349	207.6	9:43:56.766	7	1:58.578	41.857	46.205	30.516	207.6	9:43:46.238
8	1:45.542	38.745	37.935	28.862	206.5	9:45:42.308	8	1:44.343	38.397	37.246	28.700	209.3	9:45:30.581
9	2:14.807 P	40.384	43.633	50.790	206.5	9:47:57.115	9	2:18.373 P	43.085	46.824	48.464	208.8	9:47:48.954

25 William Alatalo Tatuus F.4 T014 Abarth **33** Jesse Salmenautio Tatuus F.4 T014 Abarth
 BWT Mucke Motorsport DRZ Benelli ASD

Lap D	Time	Sector 1	Sector 2	Sector 3	T. Spd	Elapsed	Lap D	Time	Sector 1	Sector 2	Sector 3	T. Spd	Elapsed
1	9:35:03.862	9:33:48.865	44.002	30.995		9:35:03.862	1	9:32:50.358	9:31:33.830	44.562	31.966		9:32:50.358
2	1:46.370	38.773	38.013	29.584	208.4	9:36:50.232	2	1:54.046	41.135	40.032	32.879	178.5	9:34:44.404
3	1:44.384	38.356	37.319	28.709	210.1	9:38:34.616	3	1:44.230	38.199	37.487	28.544	210.5	9:36:28.634
4	1:45.222	38.281	37.332	29.609	210.1	9:40:19.838	4	1:43.895	38.147	37.104	28.644	210.9	9:38:12.529
5	1:44.354	38.270	37.363	28.721	209.3	9:42:04.192	5	1:46.520	38.150	38.409	29.961	212.1	9:39:59.049
6	1:44.404	38.345	37.341	28.718	209.7	9:43:48.596	6	1:44.231	38.209	37.334	28.688	211.7	9:41:43.280
7	1:44.316	38.305	37.315	28.696	209.7	9:45:32.912	7	1:52.884	39.412	43.508	29.964	212.1	9:43:36.164
8	2:21.972 P	43.042	47.981	50.949	210.5	9:47:54.884	8	1:44.107	38.094	37.385	28.628	211.3	9:45:20.271
9	2:11.161 P	40.018	44.078	47.065	210.5	9:47:31.432							

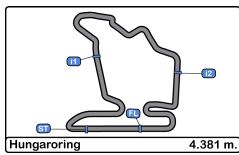
26 Joshua Dürksen Tatuus F.4 T014 Abarth **36** Lorenzo Ferrari Tatuus F.4 T014 Abarth
 R BWT Mucke Motorsport R Antonelli Motorsport

Lap D	Time	Sector 1	Sector 2	Sector 3	T. Spd	Elapsed	Lap D	Time	Sector 1	Sector 2	Sector 3	T. Spd	Elapsed
1	9:35:01.163	9:33:48.200	41.617	31.346		9:35:01.163	1	9:34:14.893	9:32:44.853	55.323	34.717		9:34:14.893
2	1:47.512	38.504	37.632	31.376	209.3	9:36:48.675	2	2:04.879	44.588	45.727	34.564	186.8	9:36:19.772
3	1:43.820	37.980	37.161	28.679	210.5	9:38:32.495	3	1:45.282	38.759	37.738	28.785	205.7	9:38:05.054
4	2:01.672	46.668	45.966	29.038	190.8	9:40:34.167	4	1:44.336	38.302	37.375	28.659	209.3	9:39:49.390
5	1:43.805	38.006	37.044	28.755	210.5	9:42:17.972	5	1:45.493	38.351	37.922	29.220	208.8	9:41:34.883
6	2:07.383	46.535	42.368	38.480	188.4	9:44:25.355	6	1:56.437	45.901	41.406	29.130	210.1	9:43:31.320
7	1:43.761	38.040	37.024	28.697	209.7	9:46:09.116	7	1:54.589 P	38.460	37.597	38.532	208.0	9:45:25.909
8	2:31.473 P	52.082	50.140	49.251	170.6	9:48:40.589							

28 Sebastian Freymuth Tatuus F.4 T014 Abarth **55** Rooe Meyuhus Tatuus F.4 T014 Abarth
 R AS Motorsport R Cram Motorsport

Lap D	Time	Sector 1	Sector 2	Sector 3	T. Spd	Elapsed	Lap D	Time	Sector 1	Sector 2	Sector 3	T. Spd	Elapsed
1	9:32:28.376	9:31:17.363	41.126	29.887		9:32:28.376	1	9:33:46.067	9:32:27.337	45.307	33.423		9:33:46.067
2	1:46.631	39.075	38.404	29.152	207.2	9:34:15.007	2	1:53.822	41.200	43.390	29.232	204.9	9:35:39.889
3	1:46.409	38.670	38.409	29.330	208.0	9:36:01.416	3	1:44.492	38.346	37.522	28.624	209.3	9:37:24.381
4	1:46.108	38.958	37.929	29.221	207.6	9:37:47.524	4	1:44.206	38.208	37.187	28.811	211.3	9:39:08.587
5	1:46.447	38.880	38.401	29.166	208.0	9:39:33.971	5	1:51.421	38.414	42.052	30.955	210.9	9:41:00.008
6	1:46.417	38.906	38.243	29.268	207.2	9:41:20.388	6	1:44.493	38.060	37.513	28.920	210.5	9:42:44.501
7	1:46.380	38.846	38.107	29.427	207.6	9:43:06.768	7	1:50.084	38.232	39.792	32.060	210.1	9:44:34.585
8	1:49.313	39.920	40.011	29.382	206.1	9:44:56.081	8	1:51.604 P	38.364	37.620	35.620	210.1	9:46:26.189
9	1:46.856	38.934	38.484	29.438	208.4	9:46:42.937							
10	2:01.686 P	40.040	41.117	40.529	206.8	9:48:44.623							





Hungaroring
F4 Italian Championship
Qualifying - 2
Lap Analysis



57 Mikhael Belov Tatuus F.4 T014 Abarth **88** Amna Al Qubaisi Tatuus F.4 T014 Abarth
 Bhaitech Srl Abu Dhabi Racing

Lap D	Time	Sector 1	Sector 2	Sector 3	T. Spd	Elapsed	Lap D	Time	Sector 1	Sector 2	Sector 3	T. Spd	Elapsed
1	9:34:09.109	9:32:49.541	46.562	33.006		9:34:09.109	1	9:33:31.876	9:32:11.754	47.840	32.282		9:33:31.876
2	2:00.604	44.382	46.742	29.480	200.3	9:36:09.713	2	1:47.704	39.002	38.539	30.163	206.8	9:35:19.580
3	1:43.510	38.017	37.139	28.354	209.7	9:37:53.223	3	1:45.424	38.302	37.993	29.129	208.8	9:37:05.004
4	1:43.327	37.900	37.090	28.337	210.9	9:39:36.550	4	1:44.533	38.271	37.437	28.825	210.9	9:38:49.537
5	1:57.652	47.809	40.809	29.034	166.4	9:41:34.202	5	1:54.208	38.376	39.568	36.264	209.7	9:40:43.745
6	1:43.293	37.848	36.928	28.517	209.7	9:43:17.495	6	1:49.337	38.314	39.838	31.185	207.2	9:42:33.082
7	1:44.423	38.284	37.162	28.977	209.7	9:45:01.918	7	1:45.074	38.391	37.694	28.989	208.4	9:44:18.156
8	2:03.523 P	38.127	42.015	43.381	210.5	9:47:05.441	8	1:57.482 P	38.573	37.856	41.053	209.3	9:46:15.638

62 Dennis Hauger Tatuus F.4 T014 Abarth **94** Daniel Vebster Tatuus F.4 T014 Abarth
 Van Amersfoort Racing R Cram Motorsport

Lap D	Time	Sector 1	Sector 2	Sector 3	T. Spd	Elapsed	Lap D	Time	Sector 1	Sector 2	Sector 3	T. Spd	Elapsed
1	9:34:51.120	9:33:28.756	47.432	34.932		9:34:51.120	1	9:36:41.550	9:35:18.910	48.494	34.146		9:36:41.550
2	2:09.879	49.553	46.062	34.264	161.4	9:37:00.999	2	1:45.114	38.814	37.610	28.690	209.3	9:38:26.664
3	2:04.411	45.016	43.786	35.609	170.8	9:39:05.410	3	1:44.260	38.344	37.329	28.587	211.3	9:40:10.924
4	1:43.182	38.032	36.873	28.277	211.3	9:40:48.592	4	1:44.568	38.276	37.595	28.697	210.1	9:41:55.492
5	1:43.373	37.926	36.981	28.466	211.7	9:42:31.965	5	1:44.957	38.300	37.636	29.021	210.9	9:43:40.449
6	1:58.338	44.120	40.893	33.325	208.0	9:44:30.303	6	1:44.365	38.248	37.364	28.753	211.3	9:45:24.814
7	1:42.661	37.685	36.769	28.207	211.3	9:46:12.964	7	2:27.708 P	46.350	48.091	53.267	206.8	9:47:52.522
8	2:21.658 P	44.470	49.581	47.607	209.7	9:48:34.622							

77 Andrea Rosso Tatuus F.4 T014 Abarth **97** Roman Stanek Tatuus F.4 T014 Abarth
 R Antonelli Motorsport R US Racing

Lap D	Time	Sector 1	Sector 2	Sector 3	T. Spd	Elapsed	Lap D	Time	Sector 1	Sector 2	Sector 3	T. Spd	Elapsed
1	9:33:49.767	9:32:36.204	43.182	30.381		9:33:49.767	1	9:33:30.231	9:32:17.656	42.905	29.670		9:33:30.231
2	1:46.596	38.945	38.555	29.096	206.5	9:35:36.363	2	1:46.745	38.924	37.803	30.018	204.9	9:35:16.976
3	1:45.247	38.383	37.907	28.957	207.6	9:37:21.610	3	1:44.659	38.025	37.062	29.572	209.3	9:37:01.635
4	1:45.129	38.324	37.802	29.003	208.0	9:39:06.739	4	1:43.385	38.032	36.918	28.435	210.1	9:38:45.020
5	1:54.742	40.464	43.656	30.622	208.0	9:41:01.481	5	2:09.098	38.320	47.919	42.859	209.3	9:40:54.118
6	1:45.593	38.562	37.843	29.188	207.2	9:42:47.074	6	1:43.551	38.074	36.991	28.486	208.8	9:42:37.669
7	1:54.868 P	38.503	38.115	38.250	206.8	9:44:41.942	7	1:56.679 P	38.009	37.079	41.591	209.3	9:44:34.348

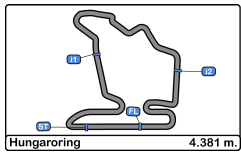
81 Fabio Venditti Tatuus F.4 T014 Abarth **99** Erwin Zanotti Tatuus F.4 T014 Abarth
 Corbetta Racing R BWT Mucke Motorsport

Lap D	Time	Sector 1	Sector 2	Sector 3	T. Spd	Elapsed	Lap D	Time	Sector 1	Sector 2	Sector 3	T. Spd	Elapsed
1	9:32:18.368	9:31:04.006	43.361	31.001		9:32:18.368	1	9:35:12.841	9:33:55.990	44.064	32.787		9:35:12.841
2	1:52.017	40.759	40.875	30.383	202.6	9:34:10.385	2	1:53.859	42.618	41.179	30.062	203.3	9:37:06.700
3	1:50.094	39.259	41.302	29.533	205.7	9:36:00.479	3	1:45.237	38.490	38.065	28.682	211.3	9:38:51.937
4	1:48.405	39.061	40.144	29.200	205.7	9:37:48.884	4	1:45.137	38.221	38.026	28.890	211.7	9:40:37.074
5	1:46.684	39.056	38.470	29.158	206.8	9:39:35.568	5	1:57.799	41.375	46.878	29.546	210.9	9:42:34.873
6	2:04.682	39.033	50.370	35.279	206.8	9:41:40.250	6	1:45.422	38.449	38.168	28.805	209.7	9:44:20.295
7	1:51.767	38.890	39.771	33.106	205.7	9:43:32.017	7	1:45.451	38.472	38.095	28.884	210.5	9:46:05.746
8	1:45.918	38.788	38.073	29.057	206.8	9:45:17.935	8	2:25.863 P	47.514	51.567	46.782	210.9	9:48:31.609
9	2:24.049 P	44.115	48.460	51.474	158.8	9:47:41.984							

84 Francesco Simonazzi Tatuus F.4 T014 Abarth
 R Cram Motorsport

Lap D	Time	Sector 1	Sector 2	Sector 3	T. Spd	Elapsed
1	9:35:51.265	9:34:31.659	44.884	34.722		9:35:51.265
2	2:00.473	38.740	47.002	34.731	209.3	9:37:51.738
3	1:44.575	38.479	37.392	28.704	209.7	9:39:36.313
4	1:48.459	40.448	39.336	28.675	212.1	9:41:24.772
5	1:44.682	38.355	37.571	28.756	209.3	9:43:09.454
6	1:45.006	38.622	37.622	28.762	208.8	9:44:54.460
7	1:57.602 P	38.640	38.474	40.488	209.7	9:46:52.062

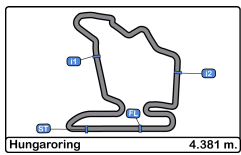




Hungaroring
F4 Italian Championship
Qualifying - 2
Best Sectors Results



Sector - 1				Sector - 2				Sector - 3				Ideal Lap vs Best Lap			
Clas	Nº	Driver	Time	Nº	Driver	Time	Nº	Driver	Time	Clas	Nº	Driver	Ideal Lap	Best Lap	Clas
1	62	Dennis Hauger	37.685	17	Jonny Edgar	36.761	62	Dennis Hauger	28.207	1	62	Dennis Hauger	1:42.661	1:42.661	1
2	7	Paul Aron	37.795	62	Dennis Hauger	36.769	10	Oliver Rasmussen	28.238	2	5	Gianluca Petecof	1:42.980	1:43.365	6
3	5	Gianluca Petecof	37.804	97	Roman Stanek	36.918	5	Gianluca Petecof	28.239	3	57	Mikhael Belov	1:43.113	1:43.293	3
4	57	Mikhael Belov	37.848	57	Mikhael Belov	36.928	57	Mikhael Belov	28.337	4	7	Paul Aron	1:43.178	1:43.326	4
5	4	Niklas Krütten	37.897	5	Gianluca Petecof	36.937	4	Niklas Krütten	28.371	5	4	Niklas Krütten	1:43.221	1:43.393	8
6	6	Ido Cohen	37.931	4	Niklas Krütten	36.953	7	Paul Aron	28.377	6	10	Oliver Rasmussen	1:43.222	1:43.222	2
7	11	Alessandro Famularo	37.953	11	Alessandro Famularo	36.999	97	Roman Stanek	28.435	7	17	Jonny Edgar	1:43.319	1:43.347	5
8	10	Oliver Rasmussen	37.962	7	Paul Aron	37.006	20	Ivan Berets	28.483	8	97	Roman Stanek	1:43.362	1:43.385	7
9	26	Joshua Dürksen	37.980	10	Oliver Rasmussen	37.022	17	Jonny Edgar	28.492	9	11	Alessandro Famularo	1:43.461	1:43.545	9
10	97	Roman Stanek	38.009	26	Joshua Dürksen	37.024	8	Roy Lucas Allecco	28.497	10	26	Joshua Dürksen	1:43.683	1:43.761	10
11	8	Roy Lucas Allecco	38.037	22	Umberto Laganella	37.096	11	Alessandro Famularo	28.509	11	22	Umberto Laganella	1:43.684	1:43.811	12
12	55	Roe Meyuhas	38.060	33	Jesse Salmenautio	37.104	22	Umberto Laganella	28.511	12	6	Ido Cohen	1:43.697	1:43.922	14
13	17	Jonny Edgar	38.066	20	Ivan Berets	37.122	6	Ido Cohen	28.538	13	20	Ivan Berets	1:43.726	1:43.955	15
14	22	Umberto Laganella	38.077	55	Roe Meyuhas	37.187	33	Jesse Salmenautio	28.544	14	33	Jesse Salmenautio	1:43.742	1:43.895	13
15	33	Jesse Salmenautio	38.094	23	Gregoire Saucy	37.200	23	Gregoire Saucy	28.552	15	8	Roy Lucas Allecco	1:43.781	1:43.871	11
16	20	Ivan Berets	38.121	6	Ido Cohen	37.228	94	Daniel Vebster	28.587	16	55	Roe Meyuhas	1:43.871	1:44.206	17
17	23	Gregoire Saucy	38.140	31	Pietro Delli Guanti	37.246	55	Roe Meyuhas	28.624	17	23	Gregoire Saucy	1:43.892	1:44.088	16
18	16	Giorgio Carrara	38.169	8	Roy Lucas Allecco	37.247	14	Nicola Marinangeli	28.633	18	94	Daniel Vebster	1:44.164	1:44.260	18
19	99	Erwin Zanotti	38.221	25	William Alatalo	37.315	12	Filipe Ugran	28.649	19	16	Giorgio Carrara	1:44.217	1:44.332	20
20	94	Daniel Vebster	38.248	12	Filipe Ugran	37.319	36	Lorenzo Ferrari	28.659	20	25	William Alatalo	1:44.281	1:44.316	19
21	25	William Alatalo	38.270	94	Daniel Vebster	37.329	84	Francesco Simonazzi	28.675	21	12	Filipe Ugran	1:44.333	1:44.356	23
22	88	Amna Al Qubaisi	38.271	16	Giorgio Carrara	37.361	26	Joshua Dürksen	28.679	22	36	Lorenzo Ferrari	1:44.336	1:44.336	21
23	14	Nicola Marinangeli	38.301	36	Lorenzo Ferrari	37.375	99	Erwin Zanotti	28.682	23	31	Pietro Delli Guanti	1:44.343	1:44.343	22
24	36	Lorenzo Ferrari	38.302	18	Emidio Pesce	37.389	16	Giorgio Carrara	28.687	24	84	Francesco Simonazzi	1:44.422	1:44.575	25
25	77	Andrea Rosso	38.324	84	Francesco Simonazzi	37.392	25	William Alatalo	28.696	25	14	Nicola Marinangeli	1:44.449	1:44.653	27
26	84	Francesco Simonazzi	38.355	88	Amna Al Qubaisi	37.437	31	Pietro Delli Guanti	28.700	26	18	Emidio Pesce	1:44.458	1:44.612	26
27	18	Emidio Pesce	38.362	14	Nicola Marinangeli	37.515	18	Emidio Pesce	28.707	27	88	Amna Al Qubaisi	1:44.533	1:44.533	24
28	12	Filipe Ugran	38.365	21	Axel Gnos	37.585	21	Axel Gnos	28.716	28	21	Axel Gnos	1:44.756	1:44.944	29
29	2	Nico Göhler	38.370	2	Nico Göhler	37.662	2	Nico Göhler	28.776	29	2	Nico Göhler	1:44.808	1:44.871	28
30	31	Pietro Delli Guanti	38.397	77	Andrea Rosso	37.802	88	Amna Al Qubaisi	28.825	30	99	Erwin Zanotti	1:44.929	1:45.137	31
31	21	Axel Gnos	38.455	24	Laszlo Toth	37.816	24	Laszlo Toth	28.830	31	77	Andrea Rosso	1:45.083	1:45.129	30
32	24	Laszlo Toth	38.558	28	Sebastian Freymuth	37.929	77	Andrea Rosso	28.957	32	24	Laszlo Toth	1:45.204	1:45.345	32
33	28	Sebastian Freymuth	38.670	99	Erwin Zanotti	38.026	81	Fabio Venditti	29.057	33	28	Sebastian Freymuth	1:45.751	1:46.108	34
34	81	Fabio Venditti	38.788	81	Fabio Venditti	38.073	28	Sebastian Freymuth	29.152	34	81	Fabio Venditti	1:45.918	1:45.918	33



Hungaroring

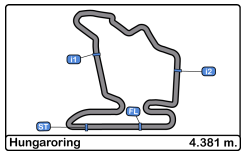
F4 Italian Championship

Qualifying - 2

Best 5 Lap Times



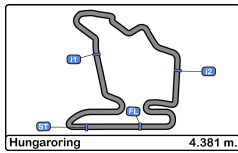
Cls	N°	Driver	Nat	Competitor	Nat		Best 1		Best 2		Best 3		Best 4		Best 5		
							Time	Lap	Time	Lap	Time	Lap	Time	Lap	Time	Lap	
1	62	Dennis Hauger	NOR	Van Amersfoort Racing	NDL		1:42.661	7	1:43.182	4	1:43.373	5	1:58.338	6	2:04.411	3	
2	10	Oliver Rasmussen	DNK	Prema Powerteam	ITA		1:43.222	4	1:43.788	6	1:45.396	3	1:49.587	7	1:53.327	5	
3	57	Mikhael Belov	RUS	Bhaitech Srl	ITA		1:43.293	6	1:43.327	4	1:43.510	3	1:44.423	7	1:57.652	5	
4	7	Paul Aron	EST	Prema Powerteam	ITA	R	1	1:43.326	4	1:43.602	3	1:43.723	6	1:59.928	2	2:03.090	5
5	17	Jonny Edgar	GBR	Jenzer Motorsport	CHE	R	2	1:43.347	4	1:43.591	6	1:46.165	3	1:49.111	2	1:52.884	7
6	5	Gianluca Petecof	BRA	Prema Powerteam	ITA		1:43.365	3	1:43.466	5	2:00.533	6	2:04.806	4	2:10.295	2	
7	97	Roman Stanek	CZE	US Racing	DEU	R	3	1:43.385	4	1:43.551	6	1:44.659	3	1:46.745	2	1:56.679	7
8	4	Niklas Krütten	DEU	Van Amersfoort Racing	NDL		1:43.393	5	1:43.400	4	1:43.711	7	1:52.150	3	2:04.758	6	
9	11	Alessandro Famularo	VEN	Prema Powerteam	ITA		1:43.545	4	1:43.956	6	1:44.405	7	1:45.242	3	1:51.576	5	
10	26	Joshua Dürksen	PRY	BWT Mucke Motorsport	DEU	R	4	1:43.761	7	1:43.805	5	1:43.820	3	1:47.512	2	2:01.672	4
11	8	Roy Lucas Allecco	DEU	Van Amersfoort Racing	NDL		1:43.781	5	1:43.956	4	1:44.658	7	1:53.238	2	1:57.396	8	
12	22	Umberto Laganella	ITA	Bhaitech Srl	ITA		1:43.811	4	1:43.870	8	1:44.130	3	1:44.179	6	1:51.747	7	
13	33	Jesse Salmenautio	FIN	DRZ Benelli ASD	ITA		1:43.895	4	1:44.107	8	1:44.230	3	1:44.231	6	1:46.520	5	
14	6	Ido Cohen	ISR	Van Amersfoort Racing	NDL		1:43.922	3	1:43.939	4	1:44.263	7	1:51.295	2	1:54.465	6	
15	20	Ivan Berets	RUS	DRZ Benelli ASD	ITA		1:43.955	6	1:44.079	5	1:44.484	8	1:44.576	2	1:44.628	3	
16	23	Gregoire Saucy	CHE	R-ace GP	FRA		1:44.088	3	1:44.176	7	1:44.197	4	1:44.998	2	1:51.833	5	
17	55	Roe Meyuhas	ISR	Cram Motorsport	ITA	R	5	1:44.206	4	1:44.492	3	1:44.493	6	1:50.084	7	1:51.421	5
18	94	Daniel Vebster	SW	Cram Motorsport	ITA	R	6	1:44.260	3	1:44.365	6	1:44.568	4	1:44.957	5	1:45.114	2
19	25	William Alatalo	FIN	BWT Mucke Motorsport	DEU		1:44.316	7	1:44.354	5	1:44.384	3	1:44.404	6	1:45.222	4	
20	16	Giorgio Carrara	ARG	Jenzer Motorsport	CHE		1:44.332	5	1:44.369	3	1:44.665	8	1:48.496	6	1:50.446	2	
21	36	Lorenzo Ferrari	ITA	Antonelli Motorsport	ITA	R	7	1:44.336	4	1:45.282	3	1:45.493	5	1:54.589	7	1:56.437	6
22	31	Pietro Delli Guanti	ITA	BVM Racing	ITA	R	8	1:44.343	8	1:44.703	5	1:44.709	4	1:44.881	3	1:44.952	6
23	12	Filipe Ugran	ROU	BVM Racing	ITA	R	9	1:44.356	5	1:44.530	8	1:44.606	4	1:44.901	3	1:45.152	6
24	88	Amna Al Qubaisi	UAE	Abu Dhabi Racing	UAE		1:44.533	4	1:45.074	7	1:45.424	3	1:47.704	2	1:49.337	6	
25	84	Francesco Simonazzi	ITA	Cram Motorsport	ITA	R	10	1:44.575	3	1:44.682	5	1:45.006	6	1:48.459	4	1:57.602	7
26	18	Emidio Pesce	ITA	Jenzer Motorsport	CHE	R	11	1:44.612	4	1:44.737	7	1:44.917	3	1:45.021	8	1:47.265	6
27	14	Nicola Marinangeli	ITA	Bhaitech Srl	ITA	R	12	1:44.653	4	1:44.856	9	1:44.892	3	1:45.100	5	1:45.235	7
28	2	Nico Göhler	DEU	BWT Mucke Motorsport	DEU	R	13	1:44.871	4	1:45.007	7	1:45.089	3	1:45.200	6	1:46.378	2
29	21	Axel Gnos	CHE	Jenzer Motorsport	CHE	R	14	1:44.944	5	1:44.949	9	1:44.982	7	1:45.208	4	1:45.215	8
30	77	Andrea Rosso	ITA	Antonelli Motorsport	ITA	R	15	1:45.129	4	1:45.247	3	1:45.593	6	1:46.596	2	1:54.742	5
31	99	Erwin Zanotti	ITA	BWT Mucke Motorsport	DEU	R	16	1:45.137	4	1:45.237	3	1:45.422	6	1:45.451	7	1:53.859	2
32	24	Laszlo Toth	HUN	R-ace GP	FRA		1:45.345	5	1:45.534	6	1:45.542	8	1:45.615	4	1:46.144	3	
33	81	Fabio Venditti	ITA	Corbetta Racing	ITA		1:45.918	8	1:46.684	5	1:48.405	4	1:50.094	3	1:51.767	7	
34	28	Sebastian Freymuth	DEU	AS Motorsport	SVN	R	17	1:46.108	4	1:46.380	7	1:46.409	3	1:46.417	6	1:46.447	5



Hungaroring
F4 Italian Championship
Qualifying - 2
Best 5 Top Speeds



Cls	Nº	Driver	Nat	Competitor	Nat		Top 1		Top 2		Top 3		Top 4		Top 5		Avg
							Km/h	Lap	Km/h	Lap	Km/h	Lap	Km/h	Lap	Km/h	Lap	
1	6	Ido Cohen	ISR	Van Amersfoort Racing	NDL		212.1	4	210.9	5	210.5	8	210.1	3	210.1	6	210.7
2	7	Paul Aron	EST	Prema Powerteam	ITA	R 1	212.1	7	211.7	3	211.7	4	211.3	5	210.9	6	211.5
3	33	Jesse Salmenautio	FIN	DRZ Benelli ASD	ITA		212.1	5	212.1	7	211.7	6	211.3	8	210.9	4	211.6
4	84	Francesco Simonazzi	ITA	Cram Motorsport	ITA	R 2	212.1	4	209.7	3	209.7	7	209.3	2	209.3	5	210.0
5	2	Nico Göhler	DEU	BWT Mucke Motorsport	DEU	R 3	211.7	3	211.3	4	210.5	2	209.3	7	208.4	6	210.2
6	5	Gianluca Petecof	BRA	Prema Powerteam	ITA		211.7	4	211.3	3	210.9	5	210.5	6	157.8	2	200.4
7	11	Alessandro Famularo	VEN	Prema Powerteam	ITA		211.7	5	210.9	4	210.1	6	209.7	7	209.3	3	210.3
8	62	Dennis Hauger	NOR	Van Amersfoort Racing	NDL		211.7	5	211.3	4	211.3	7	209.7	8	208.0	6	210.4
9	99	Erwin Zanotti	ITA	BWT Mucke Motorsport	DEU	R 4	211.7	4	211.3	3	210.9	5	210.9	8	210.5	7	211.1
10	4	Niklas Krütten	DEU	Van Amersfoort Racing	NDL		211.3	5	210.9	7	210.9	8	210.5	6	210.1	4	210.7
11	8	Roy Lucas Allecco	DEU	Van Amersfoort Racing	NDL		211.3	5	210.9	4	210.9	6	210.1	8	209.7	7	210.6
12	10	Oliver Rasmussen	DNK	Prema Powerteam	ITA		211.3	5	210.5	4	210.1	6	209.3	3	208.4	7	209.9
13	55	Roe Meyuhas	ISR	Cram Motorsport	ITA	R 5	211.3	4	210.9	5	210.5	6	210.1	7	210.1	8	210.6
14	94	Daniel Vebster	SW	Cram Motorsport	ITA	R 6	211.3	3	211.3	6	210.9	5	210.1	4	209.3	2	210.6
15	16	Giorgio Carrara	ARG	Jenzer Motorsport	CHE		210.9	5	210.9	6	210.5	3	210.1	7	210.1	9	210.5
16	17	Jonny Edgar	GBR	Jenzer Motorsport	CHE	R 7	210.9	4	210.5	5	210.1	7	209.3	8	208.8	3	209.9
17	20	Ivan Berets	RUS	DRZ Benelli ASD	ITA		210.9	5	210.1	9	209.7	7	209.3	6	209.3	8	209.8
18	57	Mikhael Belov	RUS	Bhaitech Srl	ITA		210.9	4	210.5	8	209.7	3	209.7	6	209.7	7	210.1
19	88	Amna Al Qubaisi	UAE	Abu Dhabi Racing	UAE		210.9	4	209.7	5	209.3	8	208.8	3	208.4	7	209.4
20	25	William Alatalo	FIN	BWT Mucke Motorsport	DEU		210.5	8	210.1	3	210.1	4	209.7	6	209.7	7	210.0
21	26	Joshua Dürksen	PRY	BWT Mucke Motorsport	DEU	R 8	210.5	3	210.5	5	209.7	7	209.3	2	190.8	4	206.1
22	14	Nicola Marinangeli	ITA	Bhaitech Srl	ITA	R 9	210.1	4	209.7	5	209.3	9	208.0	6	208.0	10	209.0
23	21	Axel Gnos	CHE	Jenzer Motorsport	CHE	R 10	210.1	9	209.7	3	209.7	4	209.7	5	209.3	7	209.7
24	22	Umberto Laganella	ITA	Bhaitech Srl	ITA		210.1	5	209.3	6	209.3	7	209.3	9	208.8	3	209.3
25	23	Gregoire Saucy	CHE	R-ace GP	FRA		210.1	4	210.1	5	209.3	8	208.8	3	208.8	7	209.4
26	36	Lorenzo Ferrari	ITA	Antonelli Motorsport	ITA	R 11	210.1	6	209.3	4	208.8	5	208.0	7	205.7	3	208.4
27	97	Roman Stanek	CZE	US Racing	DEU	R 12	210.1	4	209.3	3	209.3	5	209.3	7	208.8	6	209.3
28	18	Emidio Pesce	ITA	Jenzer Motorsport	CHE	R 13	209.7	5	208.8	7	208.4	6	208.4	9	208.0	3	208.7
29	12	Filipe Ugran	ROU	BVM Racing	ITA	R 14	209.3	4	209.3	5	209.3	6	209.3	8	208.4	2	209.1
30	24	Laszlo Toth	HUN	R-ace GP	FRA		209.3	4	208.4	5	208.0	3	207.6	7	206.5	6	208.0
31	31	Pietro Delli Guanti	ITA	BVM Racing	ITA	R 15	209.3	6	209.3	8	208.8	4	208.8	9	208.4	2	208.9
32	28	Sebastian Freymuth	DEU	AS Motorsport	SVN	R 16	208.4	9	208.0	3	208.0	5	207.6	4	207.6	7	208.0
33	77	Andrea Rosso	ITA	Antonelli Motorsport	ITA	R 17	208.0	4	208.0	5	207.6	3	207.2	6	206.8	7	207.6
34	81	Fabio Venditti	ITA	Corbetta Racing	ITA		206.8	5	206.8	6	206.8	8	205.7	3	205.7	4	206.4



Hungaroring
F4 Italian Championship
Qualifying - 2
Fastest Laps Sequence



Lap	Time of Day	Session Time	Nº	Driver	Nat	Competitor	Nat	Time	Km/h
2	9:33:45.280	3:45.280	20	Ivan Berets	RUS	DRZ Benelli ASD	ITA	1:44.576	150.8
3	9:35:47.039	5:47.039	16	Giorgio Carrara	ARG	Jenzer Motorsport	CHE	1:44.369	151.1
3	9:36:28.634	6:28.634	33	Jesse Salmenautio	FIN	DRZ Benelli ASD	ITA	1:44.230	151.3
3	9:36:35.812	6:35.812	22	Umberto Laganella	ITA	Bhaitech Srl	ITA	1:44.130	151.4
3	9:37:18.587	7:18.587	6	Ido Cohen	ISR	Van Amersfoort Racing	NDL	1:43.922	151.7
3	9:37:53.223	7:53.223	57	Mikhael Belov	RUS	Bhaitech Srl	ITA	1:43.510	152.3
4	9:38:45.020	8:45.020	97	Roman Stanek	CZE	US Racing	DEU R	1:43.385	152.5
3	9:38:47.993	8:47.993	5	Gianluca Petecof	BRA	Prema Powerteam	ITA	1:43.365	152.5
4	9:38:58.874	8:58.874	17	Jonny Edgar	GBR	Jenzer Motorsport	CHE R	1:43.347	152.6
4	9:39:36.550	9:36.550	57	Mikhael Belov	RUS	Bhaitech Srl	ITA	1:43.327	152.6
4	9:40:13.481	10:13.481	10	Oliver Rasmussen	DNK	Prema Powerteam	ITA	1:43.222	152.7
4	9:40:48.592	10:48.592	62	Dennis Hauger	NOR	Van Amersfoort Racing	NDL	1:43.182	152.8
7	9:46:12.964	16:12.964	62	Dennis Hauger	NOR	Van Amersfoort Racing	NDL	1:42.661	153.6

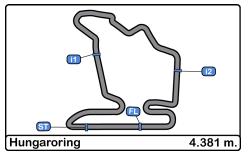




Hungaroring
F4 Italian Championship
Qualifying - 2
Event Best Maximum Speed

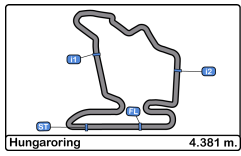


Nº	Driver	Nat	Competitor	Nat		Km/h	Session
7	Paul Aron	EST	Prema Powerteam	ITA	R	213.4	Qualifying - 1
17	Jonny Edgar	GBR	Jenzer Motorsport	CHE	R	213.0	Qualifying - 1
8	Roy Lucas Allecco	DEU	Van Amersfoort Racing	NDL		212.1	Qualifying - 1
94	Daniel Vebster	SWE	Cram Motorsport	ITA	R	212.1	Qualifying - 1
33	Jesse Salmenautio	FIN	DRZ Benelli ASD	ITA		212.1	Qualifying - 1
6	Ido Cohen	ISR	Van Amersfoort Racing	NDL		212.1	Qualifying - 2
84	Francesco Simonazzi	ITA	Cram Motorsport	ITA	R	212.1	Qualifying - 2
55	Roe Meyuhas	ISR	Cram Motorsport	ITA	R	211.7	Qualifying - 1
4	Niklas Krütten	DEU	Van Amersfoort Racing	NDL		211.7	Qualifying - 1
11	Alessandro Famularo	VEN	Prema Powerteam	ITA		211.7	Qualifying - 1
2	Nico Göhler	DEU	BWT Mucke Motorsport	DEU	R	211.7	Qualifying - 2
5	Gianluca Petecof	BRA	Prema Powerteam	ITA		211.7	Qualifying - 2
99	Erwin Zanotti	ITA	BWT Mucke Motorsport	DEU	R	211.7	Qualifying - 2
62	Dennis Hauger	NOR	Van Amersfoort Racing	NDL		211.7	Qualifying - 2
20	Ivan Berets	RUS	DRZ Benelli ASD	ITA		211.3	Qualifying - 1
36	Lorenzo Ferrari	ITA	Antonelli Motorsport	ITA	R	211.3	Qualifying - 1
10	Oliver Rasmussen	DNK	Prema Powerteam	ITA		211.3	Qualifying - 2
16	Giorgio Carrara	ARG	Jenzer Motorsport	CHE		210.9	Qualifying - 1
26	Joshua Dürksen	PRY	BWT Mucke Motorsport	DEU	R	210.9	Qualifying - 1
88	Amna Al Qubaisi	UAE	Abu Dhabi Racing	UAE		210.9	Qualifying - 2
57	Mikhael Belov	RUS	Bhaitech Srl	ITA		210.9	Qualifying - 2
12	Filipe Ugran	ROU	BVM Racing	ITA	R	210.5	Qualifying - 1
25	William Alatalo	FIN	BWT Mucke Motorsport	DEU		210.5	Qualifying - 2
97	Roman Stanek	CZE	US Racing	DEU	R	210.1	Qualifying - 1
22	Umberto Laganella	ITA	Bhaitech Srl	ITA		210.1	Qualifying - 1
21	Axel Gnos	CHE	Jenzer Motorsport	CHE	R	210.1	Qualifying - 1
14	Nicola Marinangeli	ITA	Bhaitech Srl	ITA	R	210.1	Qualifying - 2
23	Gregoire Saucy	CHE	R-ace GP	FRA		210.1	Qualifying - 2
29	Emilio Cipriani	VEN	Cram Motorsport	ITA		209.7	Qualifying - 1
18	Emidio Pesce	ITA	Jenzer Motorsport	CHE	R	209.7	Qualifying - 2
24	Laszlo Toth	HUN	R-ace GP	FRA		209.3	Qualifying - 2
31	Pietro Delli Guanti	ITA	BVM Racing	ITA	R	209.3	Qualifying - 2
28	Sebastian Freymuth	DEU	AS Motorsport	SVN	R	208.8	Qualifying - 1
77	Andrea Rosso	ITA	Antonelli Motorsport	ITA	R	208.4	Qualifying - 1
81	Fabio Venditti	ITA	Corbetta Racing	ITA		207.6	Qualifying - 1



Hungaroring
F4 Italian Championship
Qualifying - 2
Pit Stop Analysis

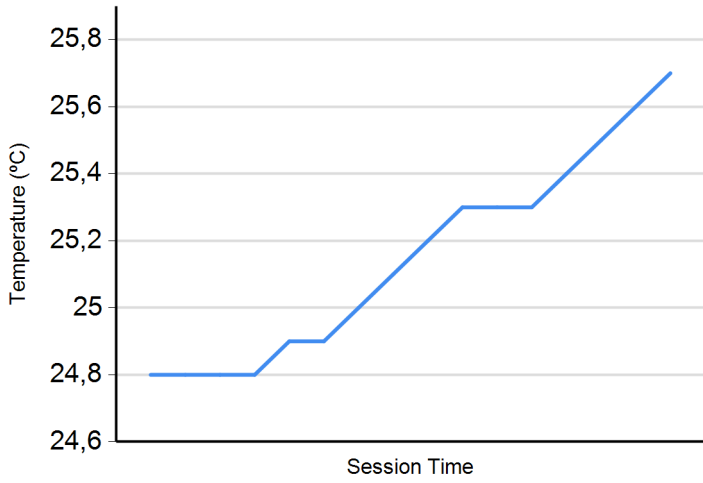




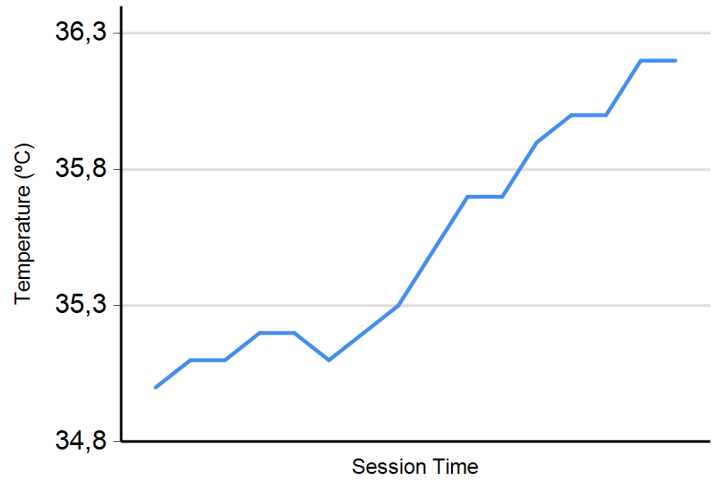
Hungaroring
F4 Italian Championship
Qualifying - 2
Weather Report



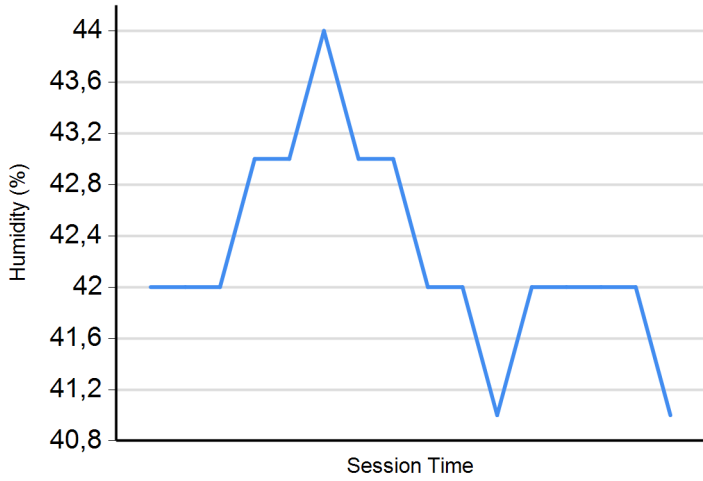
Air Temperature



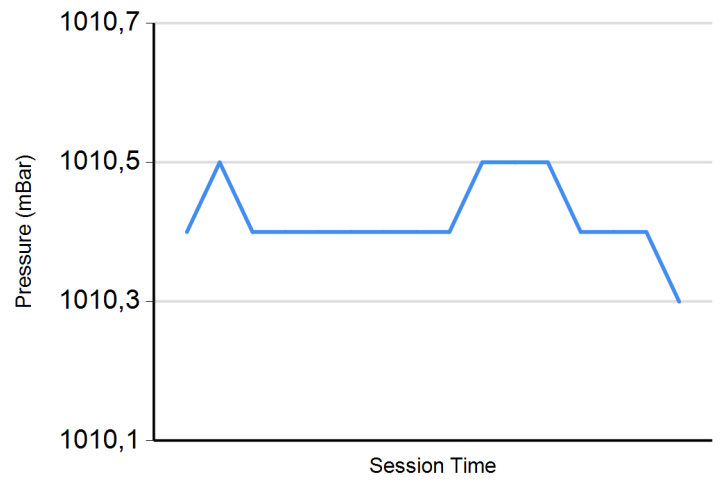
Track Temperature



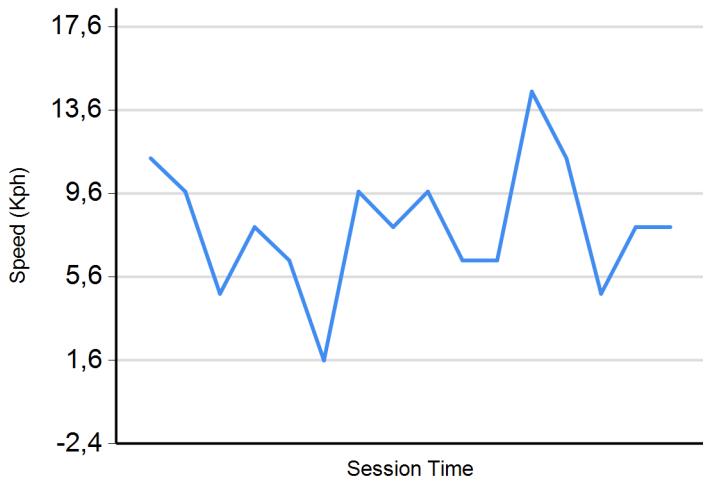
Humidity



Pressure



Wind Speed



Wind direction

North = 0°/360° Est = 90° South = 180° West = 270°

