

Red Bull Ring
F4 Italian Championship
Race - 1
Final Results



Cls	N°	Driver	Nat	Competitor	Nat	Rookie	Cls	Laps	Total Time	Gap	Interval	Km/h	Best	Time	Km/h
1	7	Paul Aron	EST	Prema Powerteam	ITA	R	1	19	31:47.714			154.8	9	1:31.289	170.2
2	4	Niklas Krütten	DEU	Van Amersfoort Racing	NDL			19	31:48.482	0.768	0.768	154.7	8	1:31.272	170.3
3	26	Joshua Dürksen	PRY	BWT Mucke Motorsport	DEU	R	2	19	31:50.035	2.321	1.553	154.6	12	1:31.201	170.4
4	25	William Alatalo	FIN	BWT Mucke Motorsport	DEU			19	31:55.549	7.835	5.514	154.1	8	1:31.542	169.8
5	62	Dennis Hauger	NOR	Van Amersfoort Racing	NDL			19	31:56.330	8.616	0.781	154.1	8	1:31.517	169.8
6	11	Alessandro Famularo	VEN	Prema Powerteam	ITA			19	31:56.734	9.020	0.404	154.0	10	1:31.631	169.6
7	6	Ido Cohen	ISR	Van Amersfoort Racing	NDL			19	31:57.351	9.637	0.617	154.0	9	1:31.618	169.6
8	23	Gregoire Saucy	CHE	R-ace GP	FRA			19	31:58.927	11.213	1.576	153.9	17	1:31.548	169.7
9	17	Jonny Edgar	GBR	Jenzer Motorsport	CHE	R	3	19	32:00.378	12.664	1.451	153.7	17	1:31.627	169.6
10	10	Oliver Rasmussen	DNK	Prema Powerteam	ITA			19	32:01.257	13.543	0.879	153.7	17	1:31.708	169.5
11	5	Gianluca Petecof	BRA	Prema Powerteam	ITA			19	32:02.708	14.994	1.451	153.6	13	1:31.395	170.0
12	8	Lucas Allecco Roy	DEU	Van Amersfoort Racing	NDL			19	32:04.614	16.900	1.906	153.4	16	1:31.690	169.5
13	94	Daniel Vebster	SW	Cram Motorsport	ITA	R	4	19	32:09.267	21.553	4.653	153.0	14	1:32.016	168.9
14	22	Umberto Laganella	ITA	Bhaitech Srl	ITA			19	32:11.057	23.343	1.790	152.9	15	1:32.041	168.8
15	33	Jesse Salmenautio	FIN	DRZ Benelli Srl	ITA			19	32:13.410	25.696	2.353	152.7	17	1:31.908	169.1
16	55	Roe Meyuhas	ISR	Cram Motorsport	ITA	R	5	19	32:14.405	26.691	0.995	152.6	16	1:32.193	168.6
17	31	Pietro Delli Guanti	ITA	BVM Racing	ITA	R	6	19	32:14.922	27.208	0.517	152.6	14	1:32.217	168.5
18	21	Axel Gnos	CHE	Jenzer Motorsport	CHE	R	7	19	32:15.345	27.631	0.423	152.6	14	1:32.063	168.8
19	16	Giorgio Carrara	ARG	Jenzer Motorsport	CHE			19	32:16.069	28.355	0.724	152.5	15	1:31.200	170.4
20	99	Erwin Zanotti	ITA	BWT Mucke Motorsport	DEU	R	8	19	32:21.381	33.667	5.312	152.1	15	1:32.324	168.3
21	2	Nico Göhler	DEU	BWT Mucke Motorsport	DEU	R	9	19	32:21.688	33.974	0.307	152.1	13	1:32.337	168.3
22	88	Amna Al Qubaisi	UAE	Abu Dhabi Racing	UAE			19	32:22.793	35.079	1.105	152.0	16	1:32.566	167.9
23	28	Sebastian Freymuth	DEU	AS Motorsport	SVN	R	10	19	32:23.542	35.828	0.749	151.9	13	1:32.264	168.4
24	14	Nicola Marinangeli	ITA	Bhaitech Srl	ITA	R	11	19	32:25.600	37.886	2.058	151.8	13	1:32.288	168.4
25	29	Emilio Cipriani	VEN	Cram Motorsport	ITA			19	32:25.607	37.893	0.007	151.8	14	1:32.626	167.8
26	18	Emidio Pesce	ITA	Jenzer Motorsport	CHE	R	12	19	32:26.132	38.418	0.525	151.7	15	1:32.788	167.5
27	12	Filipe Ugran	ROU	BVM Racing	ITA	R	13	19	32:27.121	39.407	0.989	151.6	14	1:31.826	169.2
28	78	Hamda Al Qubaisi		Abu Dhabi Racing	UAE			19	32:42.002	54.288	14.881	150.5	17	1:34.006	165.3
Not classified: (Requirements: 70% of number laps of leader = 14 Laps)															
97	Roman Stanek	CZE	US Racing	DEU	R	14	6	12:21.387	13 Laps	13 Laps	125.8	2	1:43.674	149.9	
57	Mikhael Belov	RUS	Bhaitech Srl	ITA			1	1:40.673	18 Laps	5 Laps	154.4	1	1:40.673	154.4	
20	Ivan Berets	RUS	DRZ Benelli Srl	ITA			1	1:44.552	18 Laps	3.879	148.6	1	1:44.552	148.6	
24	Laszlo Toth	HUN	R-ace GP	FRA			1	1:45.231	18 Laps	0.679	147.7	1	1:45.231	147.7	

Fastest lap Giorgio Carrara in 1:31.200 at 170.4 Km/h in lap 15

CAR #5 - 5 SECONDS PENALTY ART. 16 OF THE ITALIAN SPORTING REGULATIONS CIRCUIT

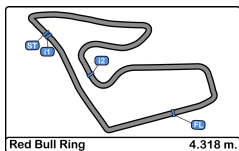
CAR #12 - 10 SECONDS PENALTY DECISION N° 3

Published at:.....

Track Temp: **24.9 °C** Air Temp: **18.7 °C** Humidity: **52 %** Track Status: **WET**

Stewards:	Race Director:	Timekeeper:
------------------	-----------------------	------------------------





Red Bull Ring
F4 Italian Championship
Race - 1
Provisional Results by Class



Cl	N°	Driver	Nat	Competitor	Nat	Rookie	Cls	Laps	Total Time	Gap	Interval	Km/h	Best	Time	Km/h
1	4	Niklas Krütten	DEU	Van Amersfoort Racing				19	31:48.482			154.7	8	1:31.272	170.3
2	25	William Alatalo	FIN	BWT Mucke Motorsport				19	31:55.549	7.835	7.067	154.1	8	1:31.542	169.8
3	62	Dennis Hauger	NOR	Van Amersfoort Racing				19	31:56.330	8.616	0.781	154.1	8	1:31.517	169.8
4	11	Alessandro Famularo	VEN	Prema Powerteam				19	31:56.734	9.020	0.404	154.0	10	1:31.631	169.6
5	6	Ido Cohen	ISR	Van Amersfoort Racing				19	31:57.351	9.637	0.617	154.0	9	1:31.618	169.6
6	5	Gianluca Petecof	BRA	Prema Powerteam				19	31:57.708	9.994	0.357	154.0	13	1:31.395	170.0
7	23	Gregoire Saucy	CHE	R-ace GP				19	31:58.927	11.213	1.219	153.9	17	1:31.548	169.7
8	10	Oliver Rasmussen	DNK	Prema Powerteam				19	32:01.257	13.543	2.330	153.7	17	1:31.708	169.5
9	8	Lucas Allecco Roy	DEU	Van Amersfoort Racing				19	32:04.614	16.900	3.357	153.4	16	1:31.690	169.5
10	22	Umberto Laganella	ITA	Bhaitech Srl				19	32:11.057	23.343	6.443	152.9	15	1:32.041	168.8
11	33	Jesse Salmenautio	FIN	DRZ Benelli Srl				19	32:13.410	25.696	2.353	152.7	17	1:31.908	169.1
12	16	Giorgio Carrara	ARG	Jenzer Motorsport				19	32:16.069	28.355	2.659	152.5	15	1:31.200	170.4
13	88	Amna Al Qubaisi	UAE	Abu Dhabi Racing				19	32:22.793	35.079	6.724	152.0	16	1:32.566	167.9
14	29	Emilio Cipriani	VEN	Cram Motorsport				19	32:25.607	37.893	2.814	151.8	14	1:32.626	167.8
15	78	Hamda Al Qubaisi		Abu Dhabi Racing				19	32:42.002	54.288	16.395	150.5	17	1:34.006	165.3

Not classified: (Requirements: 70% of number laps of leader = 14 Laps)

57	Mikhael Belov	RUS	Bhaitech Srl				1	1:40.673	18 Laps	18 Laps	154.4	1	1:40.673	154.4
20	Ivan Berets	RUS	DRZ Benelli Srl				1	1:44.552	18 Laps	3.879	148.6	1	1:44.552	148.6
24	Laszlo Toth	HUN	R-ace GP				1	1:45.231	18 Laps	0.679	147.7	1	1:45.231	147.7

Rookie

1	7	Paul Aron	EST	Prema Powerteam		R	1	19	31:47.714			154.8	9	1:31.289	170.2
2	26	Joshua Dürksen	PRY	BWT Mucke Motorsport		R	2	19	31:50.035	2.321	2.321	154.6	12	1:31.201	170.4
3	17	Jonny Edgar	GBR	Jenzer Motorsport		R	3	19	32:00.378	12.664	10.343	153.7	17	1:31.627	169.6
4	94	Daniel Vebster	SW	Cram Motorsport		R	4	19	32:09.267	21.553	8.889	153.0	14	1:32.016	168.9
5	55	Roe Meyuhas	ISR	Cram Motorsport		R	5	19	32:14.405	26.691	5.138	152.6	16	1:32.193	168.6
6	31	Pietro Delli Guanti	ITA	BVM Racing		R	6	19	32:14.922	27.208	0.517	152.6	14	1:32.217	168.5
7	21	Axel Gnos	CHE	Jenzer Motorsport		R	7	19	32:15.345	27.631	0.423	152.6	14	1:32.063	168.8
8	12	Filipe Ugran	ROU	BVM Racing		R	8	19	32:17.121	29.407	1.776	152.4	14	1:31.826	169.2
9	99	Erwin Zanotti	ITA	BWT Mucke Motorsport		R	9	19	32:21.381	33.667	4.260	152.1	15	1:32.324	168.3
10	2	Nico Göhler	DEU	BWT Mucke Motorsport		R	10	19	32:21.688	33.974	0.307	152.1	13	1:32.337	168.3
11	28	Sebastian Freymuth	DEU	AS Motorsport		R	11	19	32:23.542	35.828	1.854	151.9	13	1:32.264	168.4
12	14	Nicola Marinangeli	ITA	Bhaitech Srl		R	12	19	32:25.600	37.886	2.058	151.8	13	1:32.288	168.4
13	18	Emidio Pesce	ITA	Jenzer Motorsport		R	13	19	32:26.132	38.418	0.532	151.7	15	1:32.788	167.5


Not classified: (Requirements: 70% of number laps of leader = 14 Laps)

97	Roman Stanek	CZE	US Racing		R	14	6	12:21.387	13 Laps	13 Laps	125.8	2	1:43.674	149.9
----	--------------	-----	-----------	--	---	----	---	------------------	---------	---------	-------	---	----------	-------

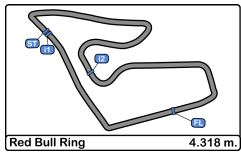
Fastest lap Giorgio Carrara in 1:31.200 at 170.4 Km/h in lap 15

Published at:.....

Track Temp: **24.9 °C** Air Temp: **18.7 °C** Humidity: **52 %** Track Status: **WET**

Stewards:	Race Director:	Timekeeper: 
------------------	-----------------------	-------------------------------------------------------------------------------------------------------------



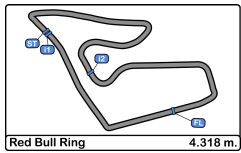


Red Bull Ring
F4 Italian Championship
Race - 1



Provisional Classification by Driver Fastest Lap

Cls	Nº	Driver	Nat	Competitor	Nat	Rookie	Cls	Laps	Best	Time	Gap	Interval	Km/h
1	16	Giorgio Carrara	ARG	Jenzer Motorsport	CHE			19	15	1:31.200			170.4
2	26	Joshua Dürksen	PRY	BWT Mucke Motorsport	DEU	R	1	19	12	1:31.201	0.001	0.001	170.4
3	4	Niklas Krütten	DEU	Van Amersfoort Racing	NDL			19	8	1:31.272	0.072	0.071	170.3
4	7	Paul Aron	EST	Prema Powerteam	ITA	R	2	19	9	1:31.289	0.089	0.017	170.2
5	5	Gianluca Petecof	BRA	Prema Powerteam	ITA			19	13	1:31.395	0.195	0.106	170.0
6	62	Dennis Hauger	NOR	Van Amersfoort Racing	NDL			19	8	1:31.517	0.317	0.122	169.8
7	25	William Alatalo	FIN	BWT Mucke Motorsport	DEU			19	8	1:31.542	0.342	0.025	169.8
8	23	Gregoire Saucy	CHE	R-ace GP	FRA			19	17	1:31.548	0.348	0.006	169.7
9	6	Ido Cohen	ISR	Van Amersfoort Racing	NDL			19	9	1:31.618	0.418	0.070	169.6
10	17	Jonny Edgar	GBR	Jenzer Motorsport	CHE	R	3	19	17	1:31.627	0.427	0.009	169.6
11	11	Alessandro Famularo	VEN	Prema Powerteam	ITA			19	10	1:31.631	0.431	0.004	169.6
12	8	Lucas Allecco Roy	DEU	Van Amersfoort Racing	NDL			19	16	1:31.690	0.490	0.059	169.5
13	10	Oliver Rasmussen	DNK	Prema Powerteam	ITA			19	17	1:31.708	0.508	0.018	169.5
14	12	Filipe Ugran	ROU	BVM Racing	ITA	R	4	19	14	1:31.826	0.626	0.118	169.2
15	33	Jesse Salmenautio	FIN	DRZ Benelli Srl	ITA			19	17	1:31.908	0.708	0.082	169.1
16	94	Daniel Vebster	SWE	Cram Motorsport	ITA	R	5	19	14	1:32.016	0.816	0.108	168.9
17	22	Umberto Laganella	ITA	Bhaitech Srl	ITA			19	15	1:32.041	0.841	0.025	168.8
18	21	Axel Gnos	CHE	Jenzer Motorsport	CHE	R	6	19	14	1:32.063	0.863	0.022	168.8
19	55	Roe Meyuhas	ISR	Cram Motorsport	ITA	R	7	19	16	1:32.193	0.993	0.130	168.6
20	31	Pietro Delli Guanti	ITA	BVM Racing	ITA	R	8	19	14	1:32.217	1.017	0.024	168.5
21	28	Sebastian Freymuth	DEU	AS Motorsport	SVN	R	9	19	13	1:32.264	1.064	0.047	168.4
22	14	Nicola Marinangeli	ITA	Bhaitech Srl	ITA	R	10	19	13	1:32.288	1.088	0.024	168.4
23	99	Erwin Zanotti	ITA	BWT Mucke Motorsport	DEU	R	11	19	15	1:32.324	1.124	0.036	168.3
24	2	Nico Göhler	DEU	BWT Mucke Motorsport	DEU	R	12	19	13	1:32.337	1.137	0.013	168.3
25	88	Amna Al Qubaisi	UAE	Abu Dhabi Racing	UAE			19	16	1:32.566	1.366	0.229	167.9
26	29	Emilio Cipriani	VEN	Cram Motorsport	ITA			19	14	1:32.626	1.426	0.060	167.8
27	18	Emidio Pesce	ITA	Jenzer Motorsport	CHE	R	13	19	15	1:32.788	1.588	0.162	167.5
28	78	Hamda Al Qubaisi		Abu Dhabi Racing	UAE			19	17	1:34.006	2.806	1.218	165.3
29	57	Mikhael Belov	RUS	Bhaitech Srl	ITA			1	1	1:40.673	9.473	6.667	154.4
30	97	Roman Stanek	CZE	US Racing	DEU	R	14	6	2	1:43.674	12.474	3.001	149.9
31	20	Ivan Berets	RUS	DRZ Benelli Srl	ITA			1	1	1:44.552	13.352	0.878	148.6
32	24	Laszlo Toth	HUN	R-ace GP	FRA			1	1	1:45.231	14.031	0.679	147.7



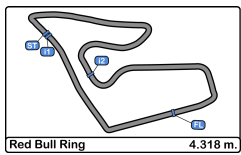
Red Bull Ring
F4 Italian Championship
Race - 1



Distance and Speed Average

Cls	Nº	Driver	Nat	Competitor	Nat	Rookie	Cls	Laps	Distance	Total Time	Km/h
1	7	Paul Aron	EST	Prema Powerteam	ITA	R	1	19	82.04	31:47.714	154.8
2	4	Niklas Krütten	DEU	Van Amersfoort Racing	NDL			19	82.04	31:48.482	154.7
3	26	Joshua Dürksen	PRY	BWT Mucke Motorsport	DEU	R	2	19	82.04	31:50.035	154.6
4	25	William Alatalo	FIN	BWT Mucke Motorsport	DEU			19	82.04	31:55.549	154.1
5	62	Dennis Hauger	NOR	Van Amersfoort Racing	NDL			19	82.04	31:56.330	154.1
6	11	Alessandro Famularo	VEN	Prema Powerteam	ITA			19	82.04	31:56.734	154.0
7	6	Ido Cohen	ISR	Van Amersfoort Racing	NDL			19	82.04	31:57.351	154.0
8	5	Gianluca Petecof	BRA	Prema Powerteam	ITA			19	82.04	31:57.708	154.0
9	23	Gregoire Saucy	CHE	R-ace GP	FRA			19	82.04	31:58.927	153.9
10	17	Jonny Edgar	GBR	Jenzer Motorsport	CHE	R	3	19	82.04	32:00.378	153.7
11	10	Oliver Rasmussen	DNK	Prema Powerteam	ITA			19	82.04	32:01.257	153.7
12	8	Lucas Allecco Roy	DEU	Van Amersfoort Racing	NDL			19	82.04	32:04.614	153.4
13	94	Daniel Vebster	SWE	Cram Motorsport	ITA	R	4	19	82.04	32:09.267	153.0
14	22	Umberto Laganella	ITA	Bhaitech Srl	ITA			19	82.04	32:11.057	152.9
15	33	Jesse Salmenautio	FIN	DRZ Benelli Srl	ITA			19	82.04	32:13.410	152.7
16	55	Roe Meyuhas	ISR	Cram Motorsport	ITA	R	5	19	82.04	32:14.405	152.6
17	31	Pietro Delli Guanti	ITA	BVM Racing	ITA	R	6	19	82.04	32:14.922	152.6
18	21	Axel Gnos	CHE	Jenzer Motorsport	CHE	R	7	19	82.04	32:15.345	152.6
19	16	Giorgio Carrara	ARG	Jenzer Motorsport	CHE			19	82.04	32:16.069	152.5
20	12	Filipe Ugran	ROU	BVM Racing	ITA	R	8	19	82.04	32:17.121	152.4
21	99	Erwin Zanotti	ITA	BWT Mucke Motorsport	DEU	R	9	19	82.04	32:21.381	152.1
22	2	Nico Göhler	DEU	BWT Mucke Motorsport	DEU	R	10	19	82.04	32:21.688	152.1
23	88	Amna Al Qubaisi	UAE	Abu Dhabi Racing	UAE			19	82.04	32:22.793	152.0
24	28	Sebastian Freymuth	DEU	AS Motorsport	SVN	R	11	19	82.04	32:23.542	151.9
25	14	Nicola Marinangeli	ITA	Bhaitech Srl	ITA	R	12	19	82.04	32:25.600	151.8
26	29	Emilio Cipriani	VEN	Cram Motorsport	ITA			19	82.04	32:25.607	151.8
27	18	Emidio Pesce	ITA	Jenzer Motorsport	CHE	R	13	19	82.04	32:26.132	151.7
28	78	Hamda Al Qubaisi		Abu Dhabi Racing	UAE			19	82.04	32:42.002	150.5
Not classified: (Requirements: 70% of number laps of leader = 14 Laps)											
97		Roman Stanek	CZE	US Racing	DEU	R	14	6	25.90	12:21.387	125.8
57		Mikhael Belov	RUS	Bhaitech Srl	ITA			1	04.31	1:40.673	154.4
20		Ivan Berets	RUS	DRZ Benelli Srl	ITA			1	04.31	1:44.552	148.6
24		Laszlo Toth	HUN	R-ace GP	FRA			1	04.31	1:45.231	147.7





Red Bull Ring
F4 Italian Championship
Race - 1
Lap Analysis



2

Nico Göhler

Tatuus F.4 T014 Abarth

5

Gianluca Petecof

Tatuus F.4 T014 Abarth

R

BWT Mucke Motorsport

Prema Powerteam

Lap	D	Time	Sector 1	Sector 2	Sector 3	T. Spd	Elapsed	Lap	D	Time	Sector 1	Sector 2	Sector 3	T. Spd	Elapsed
1		1:42.460	30.546	43.370	28.544	208.4	1:42.460	1		1:42.263	28.569	45.009	28.685	214.7	1:42.263
2		1:42.847	24.212	41.911	36.724	212.5	3:25.307	2		1:40.599	23.864	41.542	35.193	212.1	3:22.862
3		2:24.653	36.573	1:04.698	43.382	111.2	5:49.960	3		2:24.313	36.062	1:05.239	43.012	130.4	5:47.175
4		2:16.300	35.126	56.365	44.809	129.4	8:06.260	4		2:16.591	34.595	57.031	44.965	165.1	8:03.766
5		2:23.845	30.978	1:00.420	52.447	154.0	10:30.105	5		2:25.509	30.550	1:01.402	53.557	180.3	10:29.275
6		1:34.055	23.700	42.021	28.334	215.5	12:04.160	6		1:33.829	23.894	41.954	27.981	207.6	12:03.104
7		1:36.178	23.344	41.685	31.149	217.7	13:40.338	7		1:32.734	23.477	41.288	27.969	218.1	13:35.838
8		1:36.719	25.707	43.010	28.002	216.0	15:17.057	8		1:33.041	23.980	41.465	27.596	213.4	15:08.879
9		1:33.696	23.508	41.935	28.253	214.2	16:50.753	9		1:31.874	23.400	40.836	27.638	214.7	16:40.753
10		1:33.246	23.666	41.624	27.956	216.0	18:23.999	10		1:31.671	23.342	40.872	27.457	214.7	18:12.424
11		1:34.580	23.571	43.318	27.691	214.2	19:58.579	11		1:31.648	23.387	40.735	27.526	214.7	19:44.072
12		1:33.421	24.609	41.309	27.503	211.3	21:32.000	12		1:31.706	23.327	40.962	27.417	215.1	21:15.778
13		1:32.337	23.418	41.206	27.713	216.0	23:04.337	13		1:31.395	23.260	40.694	27.441	216.0	22:47.173
14		1:33.039	23.334	41.780	27.925	216.4	24:37.376	14		1:31.695	23.140	40.941	27.614	218.1	24:18.868
15		1:32.397	23.485	41.274	27.638	214.7	26:09.773	15		1:32.058	23.173	41.074	27.811	218.1	25:50.926
16		1:32.374	23.391	41.313	27.670	215.5	27:42.147	16		1:31.479	23.147	40.914	27.418	218.6	27:22.405
17		1:33.363	23.482	41.648	28.233	215.5	29:15.510	17		1:31.494	23.303	40.795	27.396	215.1	28:53.899
18		1:33.578	23.706	41.775	28.097	213.8	30:49.088	18		1:31.872	23.165	41.088	27.619	217.7	30:25.771
19		1:32.600	23.404	41.397	27.799	215.5	32:21.688	19		1:31.937	23.299	40.981	27.657	216.8	31:57.708

4

Niklas Krütten

Tatuus F.4 T014 Abarth

6

Ido Cohen

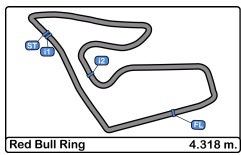
Tatuus F.4 T014 Abarth

Van Amersfoort Racing

Van Amersfoort Racing

Lap	D	Time	Sector 1	Sector 2	Sector 3	T. Spd	Elapsed	Lap	D	Time	Sector 1	Sector 2	Sector 3	T. Spd	Elapsed
1		1:37.365	27.311	42.429	27.625	205.3	1:37.365	1		1:41.008	29.714	43.191	28.103	207.2	1:41.008
2		1:38.017	23.476	41.359	33.182	213.0	3:15.382	2		1:41.133	23.964	42.322	34.847	211.7	3:22.141
3		2:25.171	36.428	1:05.763	42.980	134.6	5:40.553	3		2:24.191	35.555	1:05.893	42.743	135.0	5:46.332
4		2:15.610	32.033	1:01.150	42.427	132.1	7:56.163	4		2:16.375	34.340	57.635	44.400	130.4	8:02.707
5		2:30.371	31.473	1:03.117	55.781	150.2	10:26.534	5		2:26.212	30.701	1:01.359	54.152	164.3	10:28.919
6		1:32.943	23.565	41.994	27.384	214.2	11:59.477	6		1:33.966	24.208	41.689	28.069	210.9	12:02.885
7		1:31.329	23.337	40.645	27.347	213.8	13:30.806	7		1:32.499	23.369	41.484	27.646	218.1	13:35.384
8		1:31.272	23.254	40.673	27.345	214.7	15:02.078	8		1:32.024	23.373	41.135	27.516	215.5	15:07.408
9		1:31.384	23.211	40.805	27.368	215.5	16:33.462	9		1:31.618	23.372	40.790	27.456	215.1	16:39.026
10		1:31.522	23.323	40.755	27.444	213.8	18:04.984	10		1:31.660	23.338	40.927	27.395	216.0	18:10.686
11		1:31.396	23.353	40.645	27.398	213.8	19:36.380	11		1:31.892	23.466	40.929	27.497	214.7	19:42.578
12		1:31.314	23.292	40.701	27.321	214.2	21:07.694	12		1:31.816	23.346	41.106	27.364	214.2	21:14.394
13		1:31.421	23.208	40.820	27.393	214.7	22:39.115	13		1:31.843	23.349	41.028	27.466	214.7	22:46.237
14		1:31.505	23.244	40.740	27.521	215.5	24:10.620	14		1:31.891	23.284	41.155	27.452	216.4	24:18.128
15		1:31.517	23.315	40.844	27.358	214.7	25:42.137	15		1:31.637	23.279	40.945	27.413	215.1	25:49.765
16		1:31.481	23.313	40.773	27.395	213.8	27:13.618	16		1:31.915	23.278	41.050	27.587	214.7	27:21.680
17		1:31.514	23.402	40.568	27.544	213.8	28:45.132	17		1:31.805	23.229	41.070	27.506	216.0	28:53.485
18		1:31.491	23.225	40.809	27.457	214.7	30:16.623	18		1:31.996	23.242	41.145	27.609	216.4	30:25.481
19		1:31.859	23.307	40.790	27.762	213.8	31:48.482	19		1:31.870	23.177	41.160	27.533	216.4	31:57.351





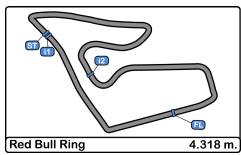
Red Bull Ring
F4 Italian Championship
Race - 1
Lap Analysis



7 Paul Aron Tatuus F.4 T014 Abarth							10 Oliver Rasmussen Tatuus F.4 T014 Abarth								
R Prema Powerteam							Prema Powerteam								
Lap	D	Time	Sector 1	Sector 2	Sector 3	T. Spd	Elapsed	Lap	D	Time	Sector 1	Sector 2	Sector 3	T. Spd	Elapsed
1		1:36.912	27.750	41.574	27.588	206.5	1:36.912	1		1:41.453	29.638	43.538	28.277	211.7	1:41.453
2		1:37.894	23.755	41.076	33.063	208.0	3:14.806	2		1:42.246	23.794	42.784	35.668	216.0	3:23.699
3		2:24.788	36.299	1:05.808	42.681	143.2	5:39.594	3		2:24.253	35.696	1:05.588	42.969	141.9	5:47.952
4		2:15.771	32.069	1:01.390	42.312	127.2	7:55.365	4		2:16.932	35.588	56.144	45.200	126.4	8:04.884
5		2:30.524	31.585	1:03.333	55.606	152.1	10:25.889	5		2:24.660	30.289	1:01.204	53.167	154.0	10:29.544
6		1:32.638	23.898	41.178	27.562	209.7	11:58.527	6		1:34.221	23.932	42.116	28.173	214.7	12:03.765
7		1:31.637	23.384	40.892	27.361	212.5	13:30.164	7		1:32.720	23.511	41.433	27.776	216.4	13:36.485
8		1:31.456	23.349	40.771	27.336	212.5	15:01.620	8		1:33.218	23.401	41.916	27.901	215.5	15:09.703
9		1:31.289	23.416	40.598	27.275	212.1	16:32.909	9		1:33.028	23.297	41.736	27.995	217.7	16:42.731
10		1:31.365	23.422	40.590	27.353	211.7	18:04.274	10		1:32.051	23.256	41.118	27.677	215.5	18:14.782
11		1:31.499	23.492	40.684	27.323	211.7	19:35.773	11		1:31.776	23.381	40.867	27.528	214.2	19:46.558
12		1:31.357	23.385	40.621	27.351	211.7	21:07.130	12		1:31.884	23.332	41.061	27.491	215.5	21:18.442
13		1:31.613	23.425	40.778	27.410	211.7	22:38.743	13		1:31.969	23.284	41.108	27.577	214.7	22:50.411
14		1:31.487	23.278	40.712	27.497	212.5	24:10.230	14		1:31.717	23.280	40.939	27.498	214.2	24:22.128
15		1:31.441	23.344	40.597	27.500	212.5	25:41.671	15		1:31.916	23.432	40.978	27.506	214.2	25:54.044
16		1:31.518	23.360	40.756	27.402	211.7	27:13.189	16		1:31.879	23.277	41.093	27.509	214.7	27:25.923
17		1:31.385	23.292	40.669	27.424	211.7	28:44.574	17		1:31.708	23.285	40.820	27.603	213.8	28:57.631
18		1:31.570	23.365	40.726	27.479	212.1	30:16.144	18		1:31.780	23.396	40.788	27.596	213.8	30:29.411
19		1:31.570	23.308	40.614	27.648	212.1	31:47.714	19		1:31.846	23.311	41.005	27.530	213.4	32:01.257

8 Lucas Allecco Roy Tatuus F.4 T014 Abarth							11 Alessandro Famularo Tatuus F.4 T014 Abarth								
Van Amersfoort Racing							Prema Powerteam								
Lap	D	Time	Sector 1	Sector 2	Sector 3	T. Spd	Elapsed	Lap	D	Time	Sector 1	Sector 2	Sector 3	T. Spd	Elapsed
1		1:44.417	29.863	44.355	30.199	213.4	1:44.417	1		1:38.706	28.143	42.769	27.794	204.9	1:38.706
2		1:43.763	24.281	41.680	37.802	208.0	3:28.180	2		1:39.274	23.657	41.298	34.319	210.1	3:17.980
3		2:26.088	35.730	1:05.728	44.630	102.6	5:54.268	3		2:23.835	35.719	1:04.586	43.530	125.5	5:41.815
4		2:15.959	34.099	56.349	45.511	118.9	8:10.227	4		2:15.696	32.143	1:00.177	43.376	150.2	7:57.511
5		2:21.956	31.441	59.483	51.032	144.1	10:32.183	5		2:29.594	30.675	1:02.982	55.937	155.6	10:27.105
6		1:35.091	24.656	42.324	28.111	211.3	12:07.274	6		1:35.217	24.443	42.610	28.164	210.5	12:02.322
7		1:32.800	23.708	41.216	27.876	213.8	13:40.074	7		1:32.527	23.483	41.340	27.704	214.2	13:34.849
8		1:33.534	24.289	41.678	27.567	213.0	15:13.608	8		1:31.841	23.351	40.964	27.526	215.1	15:06.690
9		1:32.017	23.424	41.056	27.537	212.5	16:45.625	9		1:31.811	23.365	40.843	27.603	213.8	16:38.501
10		1:31.935	23.474	40.931	27.530	211.7	18:17.560	10		1:31.631	23.387	40.822	27.422	213.8	18:10.132
11		1:32.016	23.437	41.002	27.577	213.0	19:49.576	11		1:31.737	23.411	40.783	27.543	214.2	19:41.869
12		1:31.861	23.386	41.075	27.400	213.4	21:21.437	12		1:31.921	23.410	40.943	27.568	214.2	21:13.790
13		1:32.132	23.438	41.134	27.560	210.9	22:53.569	13		1:31.884	23.300	40.999	27.585	215.1	22:45.674
14		1:31.907	23.395	40.983	27.529	210.9	24:25.476	14		1:31.700	23.345	40.912	27.443	214.7	24:17.374
15		1:32.224	23.664	41.046	27.514	210.5	25:57.700	15		1:31.750	23.252	41.020	27.478	215.5	25:49.124
16		1:31.690	23.389	40.855	27.446	211.3	27:29.390	16		1:32.059	23.167	41.237	27.655	215.1	27:21.183
17		1:31.753	23.447	40.911	27.395	210.9	29:01.143	17		1:31.753	23.231	40.910	27.612	215.5	28:52.936
18		1:31.723	23.369	40.969	27.385	211.7	30:32.866	18		1:31.900	23.296	40.947	27.657	215.1	30:24.836
19		1:31.748	23.352	40.852	27.544	211.7	32:04.614	19		1:31.898	23.249	40.895	27.754	215.1	31:56.734





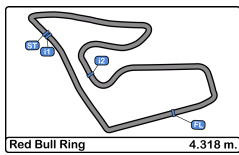
Red Bull Ring
F4 Italian Championship
Race - 1
Lap Analysis



12							16								
Filipe Ugran							Giorgio Carrara								
R							R								
BVM Racing							Jenzer Motorsport								
Lap	D	Time	Sector 1	Sector 2	Sector 3	T. Spd	Elapsed	Lap	D	Time	Sector 1	Sector 2	Sector 3	T. Spd	Elapsed
1		1:45.611	32.853	43.318	29.440	207.2	1:45.611	1		1:39.236	28.308	42.847	28.081	203.3	1:39.236
2		1:52.071	24.614	54.240	33.217	208.4	3:37.682	2		1:59.770	24.838	1:05.553	29.379	212.1	3:39.006
3		2:22.001	32.884	1:04.642	44.475	131.8	5:59.683	3		2:21.224	32.034	1:05.042	44.148	131.8	6:00.230
4		2:15.770	34.075	56.148	45.547	118.6	8:15.453	4		2:17.627	34.191	56.207	47.229	132.1	8:17.857
5		2:20.403	32.637	57.963	49.803	168.4	10:35.856	5		2:18.170	30.996	58.604	48.570	181.8	10:36.027
6		1:35.779	24.332	42.712	28.735	214.2	12:11.635	6		1:35.341	24.058	42.669	28.614	212.5	12:11.368
7		1:33.702	24.133	41.818	27.751	211.7	13:45.337	7		1:32.349	23.543	41.104	27.702	213.4	13:43.717
8		1:32.598	23.492	41.361	27.745	212.1	15:17.935	8		1:32.691	23.542	41.135	28.014	213.0	15:16.408
9		1:33.375	23.873	41.544	27.958	211.7	16:51.310	9		1:33.175	23.690	41.775	27.710	209.7	16:49.583
10		1:33.074	23.531	41.472	28.071	213.8	18:24.384	10		1:32.126	23.427	41.104	27.595	216.0	18:21.709
11		1:32.533	23.489	41.312	27.732	213.8	19:56.917	11		1:32.378	23.441	41.400	27.537	214.2	19:54.087
12		1:32.206	23.690	40.888	27.628	210.9	21:29.123	12		1:31.837	23.328	41.062	27.447	216.8	21:25.924
13		1:32.020	23.510	40.843	27.667	210.9	23:01.143	13		1:31.216	23.247	40.705	27.264	216.0	22:57.140
14		1:31.826	23.456	40.847	27.523	212.1	24:32.969	14		1:33.128	23.235	42.555	27.338	213.8	24:30.268
15		1:32.634	23.467	41.476	27.691	213.4	26:05.603	15		1:31.200	23.341	40.563	27.296	211.7	26:01.468
16		1:33.318	23.373	41.940	28.005	211.7	27:38.921	16		1:31.698	23.271	40.905	27.522	213.8	27:33.166
17		1:32.471	23.513	41.167	27.791	210.5	29:11.392	17		1:32.330	23.227	41.318	27.785	215.5	29:05.496
18		1:32.483	23.614	41.125	27.744	210.9	30:43.875	18		1:38.519	23.510	47.635	27.374	211.7	30:44.015
19		1:33.246	24.030	41.360	27.856	208.4	32:17.121	19		1:32.054	23.867	40.754	27.433	211.7	32:16.069

14							17								
Nicola Marinangeli							Jonny Edgar								
R							R								
Bhaitech Srl							Jenzer Motorsport								
Lap	D	Time	Sector 1	Sector 2	Sector 3	T. Spd	Elapsed	Lap	D	Time	Sector 1	Sector 2	Sector 3	T. Spd	Elapsed
1		2:02.297	49.592	43.726	28.979	197.4	2:02.297	1		1:40.943	29.685	42.884	28.374	206.1	1:40.943
2		1:43.330	24.489	45.619	33.222	204.1	3:45.627	2		1:40.537	24.124	41.906	34.507	215.5	3:21.480
3		2:16.573	29.801	1:02.166	44.606	139.3	6:02.200	3		2:24.188	35.570	1:06.013	42.605	133.0	5:45.668
4		2:16.633	34.682	55.664	46.287	129.4	8:18.833	4		2:16.310	34.262	57.798	44.250	125.8	8:01.978
5		2:18.178	31.778	58.399	48.001	152.5	10:37.011	5		2:26.785	30.826	1:01.490	54.469	157.6	10:28.763
6		1:35.648	23.921	43.102	28.625	212.1	12:12.659	6		1:34.701	24.397	42.248	28.056	209.7	12:03.464
7		1:34.466	24.315	42.079	28.072	212.5	13:47.125	7		1:32.700	23.471	41.474	27.755	217.3	13:36.164
8		1:33.342	23.600	41.789	27.953	214.7	15:20.467	8		1:33.215	23.671	41.674	27.870	211.7	15:09.379
9		1:32.979	23.778	41.131	28.070	210.1	16:53.446	9		1:32.927	23.448	41.757	27.722	215.1	16:42.306
10		1:33.254	23.621	41.584	28.049	210.9	18:26.700	10		1:31.902	23.492	40.932	27.478	211.3	18:14.208
11		1:34.129	24.727	41.328	28.074	207.2	20:00.829	11		1:31.834	23.542	40.807	27.485	210.9	19:46.042
12		1:33.374	23.801	41.630	27.943	211.3	21:34.203	12		1:31.846	23.506	40.877	27.463	212.1	21:17.888
13		1:32.288	23.611	41.015	27.662	210.1	23:06.491	13		1:31.858	23.439	40.826	27.593	211.3	22:49.746
14		1:32.597	23.610	41.269	27.718	209.7	24:39.088	14		1:31.908	23.440	41.026	27.442	211.7	24:21.654
15		1:32.567	23.729	41.075	27.763	210.5	26:11.655	15		1:31.805	23.469	40.801	27.535	211.7	25:53.459
16		1:32.292	23.481	41.090	27.721	211.7	27:43.947	16		1:31.687	23.409	40.918	27.360	211.7	27:25.146
17		1:32.885	23.502	41.557	27.826	213.4	29:16.832	17		1:31.627	23.400	40.843	27.384	212.1	28:56.773
18		1:34.832	23.537	43.088	28.207	212.5	30:51.664	18		1:31.816	23.397	40.879	27.540	211.7	30:28.589
19		1:33.936	23.568	41.123	29.245	211.7	32:25.600	19		1:31.789	23.400	40.928	27.461	211.7	32:00.378





Red Bull Ring
F4 Italian Championship
Race - 1
Lap Analysis



18

Emidio Pesce

Tatuus F.4 T014 Abarth

22

Umberto Laganella

Tatuus F.4 T014 Abarth

R

Jenzer Motorsport

Bhaitech Srl

Lap	D	Time	Sector 1	Sector 2	Sector 3	T. Spd	Elapsed	Lap	D	Time	Sector 1	Sector 2	Sector 3	T. Spd	Elapsed
1		1:46.099	33.609	43.300	29.190	210.1	1:46.099	1		1:43.213	31.228	43.207	28.778	213.0	1:43.213
2		1:50.313	24.398	53.550	32.365	214.2	3:36.412	2		1:43.113	23.658	42.006	37.449	215.5	3:26.326
3		2:22.053	32.542	1:05.145	44.366	136.3	5:58.465	3		2:25.190	35.919	1:04.872	44.399	101.4	5:51.516
4		2:16.566	34.640	56.304	45.622	124.1	8:15.031	4		2:16.934	34.279	56.278	46.377	142.8	8:08.450
5		2:20.634	31.271	59.219	50.144	130.9	10:35.665	5		2:22.294	31.227	58.894	52.173	149.3	10:30.744
6		1:35.931	24.410	42.606	28.915	209.7	12:11.596	6		1:34.006	23.889	41.790	28.327	211.7	12:04.750
7		1:34.794	24.247	42.561	27.986	213.0	13:46.390	7		1:34.855	24.010	41.287	29.558	209.7	13:39.605
8		1:32.971	23.680	41.531	27.760	211.7	15:19.361	8		1:35.412	25.129	42.003	28.280	217.3	15:15.017
9		1:33.042	23.767	41.310	27.965	211.7	16:52.403	9		1:32.701	23.428	41.570	27.703	216.8	16:47.718
10		1:36.618	23.709	44.965	27.944	216.8	18:29.021	10		1:32.160	23.563	41.034	27.563	212.1	18:19.878
11		1:33.072	23.706	41.471	27.895	210.5	20:02.093	11		1:32.181	23.436	41.157	27.588	212.5	19:52.059
12		1:32.981	23.898	41.318	27.765	210.5	21:35.074	12		1:32.147	23.464	41.011	27.672	213.4	21:24.206
13		1:33.242	24.060	41.408	27.774	210.1	23:08.316	13		1:32.045	23.446	40.948	27.651	212.5	22:56.251
14		1:32.820	23.936	41.211	27.673	209.7	24:41.136	14		1:32.348	23.398	41.415	27.535	212.5	24:28.599
15		1:32.788	23.636	41.439	27.713	210.5	26:13.924	15		1:32.041	23.440	41.030	27.571	212.5	26:00.640
16		1:32.829	23.832	41.362	27.635	210.1	27:46.753	16		1:32.172	23.568	41.005	27.599	211.7	27:32.812
17		1:33.273	23.891	41.715	27.667	210.1	29:20.026	17		1:32.446	23.504	41.211	27.731	212.1	29:05.258
18		1:33.226	23.743	41.283	28.200	210.1	30:53.252	18		1:33.494	23.726	41.933	27.835	209.7	30:38.752
19		1:32.880	23.748	41.331	27.801	209.7	32:26.132	19		1:32.305	23.531	41.060	27.714	213.0	32:11.057

20

Ivan Berets

Tatuus F.4 T014 Abarth

23

Gregoire Saucy

Tatuus F.4 T014 Abarth

DRZ Benelli Srl

R-ace GP

Lap	D	Time	Sector 1	Sector 2	Sector 3	T. Spd	Elapsed	Lap	D	Time	Sector 1	Sector 2	Sector 3	T. Spd	Elapsed
1		1:44.552	30.917	44.169	29.466	207.6	1:44.552	1		1:40.481	28.878	42.915	28.688	212.1	1:40.481
2		25.280				203.3		2		1:40.004	24.012	42.201	33.791	209.3	3:20.485

21

Axel Gnos

Tatuus F.4 T014 Abarth

R

Jenzer Motorsport

Lap	D	Time	Sector 1	Sector 2	Sector 3	T. Spd	Elapsed	Lap	D	Time	Sector 1	Sector 2	Sector 3	T. Spd	Elapsed
1		1:44.658	31.415	43.828	29.415	211.7	1:44.658	3		2:24.553	35.806	1:06.199	42.548	131.3	5:45.038
2		1:44.080	24.799	41.977	37.304	208.0	3:28.738	4		2:15.914	34.029	58.117	43.768	124.1	8:00.952
3		2:25.978	35.578	1:05.805	44.595	98.0	5:54.716	5		2:27.286	30.926	1:01.815	54.545	179.4	10:28.238
4		2:15.924	34.260	56.121	45.543	119.4	8:10.640	6		1:34.274	23.734	42.358	28.182	212.5	12:02.512
5		2:21.989	31.501	59.653	50.835	148.7	10:32.629	7		1:33.165	23.540	41.292	28.333	217.3	13:35.677
6		1:35.093	24.459	42.372	28.262	211.7	12:07.722	8		1:32.330	23.789	41.079	27.462	213.4	15:08.007
7		1:32.982	23.650	41.462	27.870	214.7	13:40.704	9		1:31.763	23.398	40.833	27.532	214.7	16:39.770
8		1:34.904	24.175	42.264	28.465	217.7	15:15.608	10		1:31.596	23.454	40.782	27.360	214.2	18:11.366
9		1:34.498	23.709	42.738	28.051	213.8	16:50.106	11		1:31.859	23.455	40.937	27.467	213.8	19:43.225
10		1:32.700	23.533	41.438	27.729	213.8	18:22.806	12		1:31.707	23.394	40.776	27.537	214.2	21:14.932
11		1:32.699	23.537	41.388	27.774	214.2	19:55.505	13		1:31.640	23.253	40.893	27.494	215.5	22:46.572
12		1:32.411	23.555	41.126	27.730	213.4	21:27.916	14		1:31.906	23.274	41.078	27.554	217.3	24:18.478
13		1:32.452	23.452	41.209	27.791	213.0	23:00.368	15		1:31.981	23.197	41.289	27.495	216.8	25:50.459
14		1:32.063	23.490	40.953	27.620	213.4	24:32.431	16		1:33.079	23.359	42.006	27.714	213.8	27:23.538
15		1:32.594	23.459	41.357	27.778	214.7	26:05.025	17		1:31.548	23.488	40.648	27.412	213.4	28:55.086
16		1:32.362	23.501	41.125	27.736	214.2	27:37.387	18		1:31.959	23.448	40.799	27.712	211.7	30:27.045
17		1:32.522	23.428	41.307	27.787	215.5	29:09.909	19		1:31.882	23.388	40.935	27.559	213.4	31:58.927
18		1:32.811	23.491	41.314	28.006	214.2	30:42.720	20							
19		1:32.625	23.505	41.337	27.783	213.8	32:15.345	21							

24

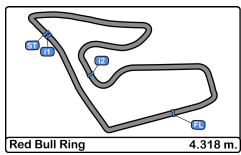
Laszlo Toth

Tatuus F.4 T014 Abarth

R-ace GP

Lap	D	Time	Sector 1	Sector 2	Sector 3	T. Spd	Elapsed
1		1:45.231	32.318	43.344	29.569	204.5	1:45.231
2		24.773				210.9	





Red Bull Ring
F4 Italian Championship
Race - 1
Lap Analysis



25

William Alatalo

Tatuus F.4 T014 Abarth

28

Sebastian Freymuth

Tatuus F.4 T014 Abarth

BWT Mucke Motorsport

R

AS Motorsport

Lap	D	Time	Sector 1	Sector 2	Sector 3	T. Spd	Elapsed	Lap	D	Time	Sector 1	Sector 2	Sector 3	T. Spd	Elapsed
1		1:39.621	28.493	43.031	28.097	205.3	1:39.621	1		1:44.790	31.779	43.626	29.385	212.1	1:44.790
2		1:38.987	23.903	41.907	33.177	207.2	3:18.608	2		1:52.151	24.832	54.698	32.621	209.3	3:36.941
3		2:23.875	36.030	1:05.715	42.130	132.6	5:42.483	3		2:22.851 P	32.988	1:04.866	44.997	126.7	5:59.792
4		2:15.889	32.879	59.772	43.238	171.1	7:58.372	4		2:46.127	1:34.322	42.711	29.094	202.2	8:45.919
5		2:28.921	30.716	1:02.720	55.485	146.7	10:27.293	5		1:51.369	24.382	42.760	44.227	204.5	10:37.288
6		1:34.232	24.370	42.048	27.814	213.0	12:01.525	6		1:35.045	23.797	42.711	28.537	217.7	12:12.333
7		1:32.373	23.517	41.449	27.407	211.3	13:33.898	7		1:34.321	24.264	42.033	28.024	216.8	13:46.654
8		1:31.542	23.335	40.820	27.387	213.4	15:05.440	8		1:33.130	23.821	41.591	27.718	212.1	15:19.784
9		1:31.659	23.373	40.961	27.325	213.4	16:37.099	9		1:33.013	23.756	41.447	27.810	212.1	16:52.797
10		1:31.811	23.423	40.936	27.452	212.1	18:08.910	10		1:32.971	23.735	41.521	27.715	211.7	18:25.768
11		1:31.737	23.435	41.020	27.282	212.1	19:40.647	11		1:32.542	23.598	41.187	27.757	213.0	19:58.310
12		1:32.062	23.486	41.223	27.353	212.1	21:12.709	12		1:34.384	25.271	41.501	27.612	211.3	21:32.694
13		1:31.711	23.435	40.973	27.303	210.5	22:44.420	13		1:32.264	23.500	41.156	27.608	213.0	23:04.958
14		1:31.955	23.414	41.271	27.270	210.9	24:16.375	14		1:32.777	23.509	41.495	27.773	211.7	24:37.735
15		1:31.845	23.465	40.970	27.410	211.3	25:48.220	15		1:32.549	23.421	41.463	27.665	216.0	26:10.284
16		1:31.973	23.323	41.248	27.402	212.5	27:20.193	16		1:33.064	23.919	41.224	27.921	211.7	27:43.348
17		1:31.614	23.405	40.827	27.382	210.9	28:51.807	17		1:32.910	23.588	41.534	27.788	212.1	29:16.258
18		1:31.826	23.440	40.991	27.395	210.5	30:23.633	18		1:34.212	23.625	42.561	28.026	213.4	30:50.470
19		1:31.916	23.377	40.931	27.608	211.3	31:55.549	19		1:33.072	23.819	41.397	27.856	212.5	32:23.542

26

Joshua Dürksen

Tatuus F.4 T014 Abarth

29

Emilio Cipriani

Tatuus F.4 T014 Abarth

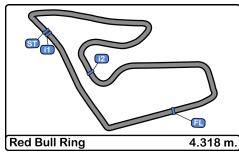
R

BWT Mucke Motorsport

Cram Motorsport

Lap	D	Time	Sector 1	Sector 2	Sector 3	T. Spd	Elapsed	Lap	D	Time	Sector 1	Sector 2	Sector 3	T. Spd	Elapsed
1		1:40.027	28.405	43.273	28.349	209.3	1:40.027	1		1:45.427	32.295	43.601	29.531	207.2	1:45.427
2		1:39.518	23.647	42.004	33.867	212.5	3:19.545	2		1:48.575	24.722	50.053	33.800	211.7	3:34.002
3		2:23.829	35.699	1:05.855	42.275	125.5	5:43.374	3		2:23.821	34.135	1:05.429	44.257	132.0	5:57.823
4		2:16.262	34.045	58.512	43.705	138.9	7:59.636	4		2:16.681	34.562	56.407	45.712	117.2	8:14.504
5		2:28.043	31.259	1:01.847	54.937	162.1	10:27.679	5		2:20.808	31.281	59.386	50.141	143.0	10:35.312
6		1:33.514	23.802	42.070	27.642	210.5	12:01.193	6		1:35.164	24.178	42.898	28.088	210.1	12:10.476
7		1:31.740	23.434	40.988	27.318	213.0	13:32.933	7		1:33.762	23.923	42.003	27.836	210.5	13:44.238
8		1:31.613	23.405	40.859	27.349	212.5	15:04.546	8		1:33.604	23.964	41.530	28.110	210.5	15:17.842
9		1:31.437	23.420	40.714	27.303	212.5	16:35.983	9		1:34.329	24.556	41.454	28.319	210.5	16:52.171
10		1:31.285	23.371	40.599	27.315	213.0	18:07.268	10		1:34.444	23.771	42.517	28.156	214.2	18:26.615
11		1:31.357	23.409	40.721	27.227	212.5	19:38.625	11		1:34.782	25.024	41.631	28.127	208.8	20:01.397
12		1:31.201	23.324	40.710	27.167	213.0	21:09.826	12		1:33.287	23.837	41.425	28.025	210.9	21:34.684
13		1:31.528	23.415	40.731	27.382	212.5	22:41.354	13		1:32.752	23.651	41.212	27.889	213.0	23:07.436
14		1:31.354	23.318	40.760	27.276	213.4	24:12.708	14		1:32.626	23.593	41.318	27.715	211.3	24:40.062
15		1:31.403	23.311	40.783	27.309	213.8	25:44.111	15		1:33.132	23.611	41.308	28.213	212.1	26:13.194
16		1:31.450	23.290	40.807	27.353	213.0	27:15.561	16		1:32.801	23.638	41.398	27.765	211.3	27:45.995
17		1:31.354	23.308	40.755	27.291	213.8	28:46.915	17		1:32.652	23.735	41.212	27.705	209.7	29:18.647
18		1:31.446	23.282	40.710	27.454	213.0	30:18.361	18		1:33.290	23.758	41.385	28.147	210.5	30:51.937
19		1:31.674	23.332	40.864	27.478	213.4	31:50.035	19		1:33.670	23.571	41.319	28.780	215.5	32:25.607





Red Bull Ring
F4 Italian Championship
Race - 1
Lap Analysis



31

Pietro Delli Guanti

Tatuus F.4 T014 Abarth

55

Roe Meyuhas

Tatuus F.4 T014 Abarth

R

BVM Racing

R

Cram Motorsport

Lap D	Time	Sector 1	Sector 2	Sector 3	T. Spd	Elapsed	Lap D	Time	Sector 1	Sector 2	Sector 3	T. Spd	Elapsed
1	1:44.003	30.230	43.992	29.781	212.1	1:44.003	1	1:43.479	31.004	43.766	28.709	208.0	1:43.479
2	1:43.084	23.716	41.938	37.430	215.1	3:27.087	2	1:43.210	23.675	42.024	37.511	215.5	3:26.689
3	2:25.244	35.983	1:05.098	44.163	98.9	5:52.331	3	2:25.283	36.048	1:05.025	44.210	99.6	5:51.972
4	2:16.911	34.779	56.668	45.464	124.7	8:09.242	4	2:16.943	34.557	56.623	45.763	128.5	8:08.915
5	2:22.227	31.386	59.468	51.373	134.4	10:31.469	5	2:22.382	31.325	59.181	51.876	150.4	10:31.297
6	1:33.615	24.031	41.532	28.052	211.7	12:05.084	6	1:34.798	24.184	42.062	28.552	211.3	12:06.095
7	1:34.009	23.692	41.714	28.603	209.7	13:39.093	7	1:33.853	23.655	41.442	28.756	214.7	13:39.948
8	1:36.738	24.567	43.851	28.320	211.3	15:15.831	8	1:35.425	24.488	42.367	28.570	216.4	15:15.373
9	1:33.360	23.612	41.905	27.843	213.8	16:49.191	9	1:32.794	23.529	41.512	27.753	215.5	16:48.167
10	1:33.246	23.494	41.731	28.021	214.2	18:22.437	10	1:32.516	23.606	41.083	27.827	213.8	18:20.683
11	1:32.472	23.525	41.125	27.822	213.0	19:54.909	11	1:32.312	23.543	41.082	27.687	212.1	19:52.995
12	1:32.417	23.564	41.152	27.701	212.5	21:27.326	12	1:32.388	23.513	41.152	27.723	213.4	21:25.383
13	1:32.306	23.412	41.231	27.663	213.0	22:59.632	13	1:32.851	23.561	41.519	27.771	212.5	22:58.234
14	1:32.217	23.411	41.115	27.691	213.4	24:31.849	14	1:32.854	23.726	41.350	27.778	212.1	24:31.088
15	1:32.860	23.359	41.552	27.949	214.7	26:04.709	15	1:32.507	23.610	41.452	27.445	212.5	26:03.595
16	1:32.339	23.299	41.264	27.776	216.4	27:37.048	16	1:32.193	23.595	40.955	27.643	212.1	27:35.788
17	1:32.427	23.477	41.208	27.742	212.5	29:09.475	17	1:32.498	23.665	41.065	27.768	211.7	29:08.286
18	1:32.859	23.427	41.432	28.000	213.0	30:42.334	18	1:33.673	23.753	42.012	27.908	209.7	30:41.959
19	1:32.588	23.412	41.425	27.751	215.5	32:14.922	19	1:32.446	23.451	41.321	27.674	213.8	32:14.405

33

Jesse Salmenautio

Tatuus F.4 T014 Abarth

57

Mikhael Belov

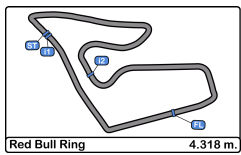
Tatuus F.4 T014 Abarth

DRZ Benelli Srl

Bhaitech Srl

Lap D	Time	Sector 1	Sector 2	Sector 3	T. Spd	Elapsed	Lap D	Time	Sector 1	Sector 2	Sector 3	T. Spd	Elapsed		
1	1:42.099	30.345	42.967	28.787	213.0	1:42.099	1	1:40.673	29.298	42.722	28.653	212.1	1:40.673		
2	1:42.656	24.444	41.804	36.408	211.7	3:24.755	2	23.837				211.3			
3	2:24.334	35.816	1:05.333	43.185	128.5	5:49.089	62						Dennis Hauger		Tatuus F.4 T014 Abarth
4	2:16.554	35.111	56.456	44.987	127.6	8:05.643							Van Amersfoort Racing		
5	2:24.095	30.316	1:01.143	52.636	160.0	10:29.738	Lap D	Time	Sector 1	Sector 2	Sector 3	T. Spd	Elapsed		
6	1:34.781	23.937	42.557	28.287	216.0	12:04.519	1	1:39.420	28.382	42.932	28.106	200.0	1:39.420		
7	1:35.282	24.370	41.826	29.086	210.5	13:39.801	2	1:40.670	24.496	41.981	34.193	211.3	3:20.090		
8	1:34.894	23.946	42.847	28.101	212.1	15:14.695	3	2:24.542	35.701	1:06.266	42.575	132.0	5:44.632		
9	1:34.097	23.630	42.421	28.046	211.7	16:48.792	4	2:15.851	34.067	58.169	43.615	132.0	8:00.483		
10	1:32.488	23.604	41.259	27.625	213.8	18:21.280	5	2:27.401	30.943	1:02.063	54.395	180.9	10:27.884		
11	1:32.521	23.548	41.423	27.550	212.1	19:53.801	6	1:34.041	23.835	42.166	28.040	211.7	12:01.925		
12	1:32.836	23.420	41.467	27.949	213.4	21:26.637	7	1:32.411	23.238	41.685	27.488	216.0	13:34.336		
13	1:32.489	23.321	41.518	27.650	213.4	22:59.126	8	1:31.517	23.288	40.814	27.415	216.4	15:05.853		
14	1:32.309	23.450	41.076	27.783	213.8	24:31.435	9	1:31.783	23.234	41.095	27.454	217.3	16:37.636		
15	1:32.921	23.372	41.757	27.792	213.8	26:04.356	10	1:31.668	23.331	40.833	27.504	214.7	18:09.304		
16	1:32.297	23.420	41.137	27.740	214.2	27:36.653	11	1:31.874	23.387	41.041	27.446	216.4	19:41.178		
17	1:31.908	23.383	41.014	27.511	213.8	29:08.561	12	1:31.996	23.292	41.239	27.465	216.8	21:13.174		
18	1:32.767	23.473	41.609	27.685	211.7	30:41.328	13	1:31.780	23.236	41.030	27.514	216.0	22:44.954		
19	1:32.082	23.430	41.036	27.616	212.5	32:13.410	14	1:31.936	23.180	41.313	27.443	216.8	24:16.890		
							15	1:31.690	23.238	40.975	27.477	217.3	25:48.580		
							16	1:32.080	23.160	41.455	27.465	217.7	27:20.660		
							17	1:31.833	23.267	41.035	27.531	216.0	28:52.493		
							18	1:31.778	23.183	41.052	27.543	216.0	30:24.271		
							19	1:32.059	23.212	41.017	27.830	216.4	31:56.330		





Red Bull Ring
F4 Italian Championship
Race - 1
Lap Analysis



78

Hamda Al Qubaisi

Tatuus F.4 T014 Abarth

94

Daniel Vebster

Tatuus F.4 T014 Abarth

Abu Dhabi Racing

R

Cram Motorsport

Lap	D	Time	Sector 1	Sector 2	Sector 3	T. Spd	Elapsed	Lap	D	Time	Sector 1	Sector 2	Sector 3	T. Spd	Elapsed
1		1:46.943	34.045	43.986	28.912	194.5	1:46.943	1		1:43.762	31.704	43.218	28.840	213.8	1:43.762
2		1:45.134	24.454	44.774	35.906	213.8	3:32.077	2		1:43.738	23.781	42.421	37.536	215.5	3:27.500
3		2:25.004	34.637	1:06.013	44.354	108.7	5:57.081	3		2:25.234	35.973	1:05.101	44.160	102.9	5:52.734
4		2:15.867	34.639	56.198	45.030	109.8	8:12.948	4		2:16.885	34.803	56.454	45.628	123.8	8:09.619
5		2:22.176	31.918	59.648	50.610	118.6	10:35.124	5		2:22.367	31.339	59.584	51.444	133.8	10:31.986
6		1:37.068	25.344	42.953	28.771	203.0	12:12.192	6		1:33.660	23.850	41.696	28.114	215.5	12:05.646
7		1:35.900	24.224	43.143	28.533	214.7	13:48.092	7		1:33.615	23.438	41.865	28.312	216.4	13:39.261
8		1:34.528	23.837	42.069	28.622	212.5	15:22.620	8		1:32.645	23.509	41.364	27.772	212.5	15:11.906
9		1:34.561	23.950	42.048	28.563	209.7	16:57.181	9		1:32.404	23.540	41.151	27.713	212.1	16:44.310
10		1:35.130	24.180	42.151	28.799	208.0	18:32.311	10		1:32.061	23.539	40.855	27.667	211.7	18:16.371
11		1:34.451	24.098	41.918	28.435	208.8	20:06.762	11		1:32.165	23.579	40.986	27.600	212.1	19:48.536
12		1:34.494	24.016	41.925	28.553	208.8	21:41.256	12		1:32.714	23.473	41.013	28.228	212.5	21:21.250
13		1:35.130	24.376	42.140	28.614	208.0	23:16.386	13		1:32.934	23.928	41.231	27.775	215.1	22:54.184
14		1:34.770	24.114	42.282	28.374	208.4	24:51.156	14		1:32.016	23.285	40.987	27.744	215.1	24:26.200
15		1:34.420	23.970	42.047	28.403	209.3	26:25.576	15		1:32.406	23.351	41.169	27.886	215.1	25:58.606
16		1:34.050	24.048	41.767	28.235	208.8	27:59.626	16		1:32.328	23.408	41.012	27.908	213.4	27:30.934
17		1:34.006	24.184	41.613	28.209	208.4	29:33.632	17		1:32.384	23.396	41.064	27.924	212.5	29:03.318
18		1:34.269	23.868	41.946	28.455	209.3	31:07.901	18		1:32.821	23.490	41.157	28.174	212.1	30:36.139
19		1:34.101	23.954	41.690	28.457	208.8	32:42.002	19		1:33.128	23.612	41.311	28.205	211.7	32:09.267

88

Amna Al Qubaisi

Tatuus F.4 T014 Abarth

97

Roman Stanek

Tatuus F.4 T014 Abarth

Abu Dhabi Racing

R

US Racing

Lap	D	Time	Sector 1	Sector 2	Sector 3	T. Spd	Elapsed	Lap	D	Time	Sector 1	Sector 2	Sector 3	T. Spd	Elapsed
1		1:45.855	32.809	43.985	29.061	202.2	1:45.855	1		1:45.726	28.093	48.446	29.187	206.1	1:45.726
2		1:44.638	24.800	44.328	35.510	204.5	3:30.493	2		1:43.674	24.019	41.985	37.670	212.5	3:29.400
3		2:25.433	35.140	1:05.661	44.632	111.5	5:55.926	3		2:25.932	35.497	1:05.770	44.665	113.0	5:55.332
4		2:15.801	34.462	56.098	45.241	125.7	8:11.727	4		2:15.834	34.236	56.132	45.466	125.1	8:11.166
5		2:21.915	31.699	59.944	50.272	116.6	10:33.642	5		2:21.712	31.606	59.578	50.528	108.4	10:32.878
6		1:34.377	24.248	41.933	28.196	212.5	12:08.019	6		1:48.509 P	23.886	42.066	42.557	214.7	12:21.387

99

Erwin Zanotti

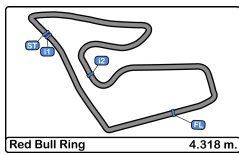
Tatuus F.4 T014 Abarth

R

BWT Mucke Motorsport

Lap	D	Time	Sector 1	Sector 2	Sector 3	T. Spd	Elapsed	Lap	D	Time	Sector 1	Sector 2	Sector 3	T. Spd	Elapsed
1		1:46.464	33.203	44.044	29.217	203.0	1:46.464	1		1:46.464	33.203	44.044	29.217	203.0	1:46.464
2		1:44.850	24.337	44.948	35.565	213.4	3:31.314	2		1:44.850	24.337	44.948	35.565	213.4	3:31.314
3		2:25.139	34.907	1:05.771	44.461	109.2	5:56.453	3		2:25.139	34.907	1:05.771	44.461	109.2	5:56.453
4		2:15.747	34.586	55.968	45.193	116.0	8:12.200	4		2:15.747	34.586	55.968	45.193	116.0	8:12.200
5		2:22.190	32.073	59.483	50.634	122.7	10:34.390	5		2:22.190	32.073	59.483	50.634	122.7	10:34.390
6		1:34.436	24.157	41.946	28.333	213.8	12:08.826	6		1:34.436	24.157	41.946	28.333	213.8	12:08.826
7		1:34.065	23.545	42.154	28.366	214.2	13:42.891	7		1:34.065	23.545	42.154	28.366	214.2	13:42.891
8		1:34.022	23.737	42.203	28.082	213.8	15:16.913	8		1:34.022	23.737	42.203	28.082	213.8	15:16.913
9		1:35.021	24.447	41.804	28.770	212.5	16:51.934	9		1:35.021	24.447	41.804	28.770	212.5	16:51.934
10		1:33.218	23.720	41.567	27.931	215.5	18:25.152	10		1:33.218	23.720	41.567	27.931	215.5	18:25.152
11		1:32.947	23.534	41.493	27.920	213.8	19:58.099	11		1:32.947	23.534	41.493	27.920	213.8	19:58.099
12		1:33.267	23.920	41.566	27.781	213.8	21:31.366	12		1:33.267	23.920	41.566	27.781	213.8	21:31.366
13		1:32.519	23.518	41.245	27.756	215.1	23:03.885	13		1:32.519	23.518	41.245	27.756	215.1	23:03.885
14		1:33.128	23.356	41.876	27.896	216.4	24:37.013	14		1:33.128	23.356	41.876	27.896	216.4	24:37.013
15		1:32.324	23.487	41.173	27.664	214.7	26:09.337	15		1:32.324	23.487	41.173	27.664	214.7	26:09.337
16		1:32.509	23.409	41.340	27.760	216.0	27:41.846	16		1:32.509	23.409	41.340	27.760	216.0	27:41.846
17		1:32.987	23.371	41.578	28.038	214.2	29:14.833	17		1:32.987	23.371	41.578	28.038	214.2	29:14.833
18		1:33.810	24.225	41.731	27.854	209.3	30:48.643	18		1:33.810	24.225	41.731	27.854	209.3	30:48.643
19		1:32.738	23.534	41.485	27.719	212.5	32:21.381	19		1:32.738	23.534	41.485	27.719	212.5	32:21.381



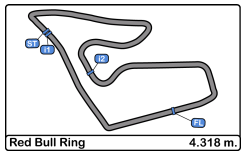


Red Bull Ring
F4 Italian Championship
Race - 1
Analysis by Lap



Num	Lap Time	Gap	Num	Lap Time	Gap	Num	Lap Time	Gap	Num	Lap Time	Gap	Num	Lap Time	Gap
Lap 1			62	1:40.670	05.284	55	2:25.283	12.378	29	2:16.681	19.139	Lap 6		
7	1:36.912		23	1:40.004	05.679	31	2:25.244	12.737	18	2:16.566	19.666	7	1:32.638	
4	1:37.365	00.453	17	1:40.537	06.674	94	2:25.234	13.140	12	2:15.770	20.088	4	1:32.943	00.950
11	1:38.706	01.794	6	1:41.133	07.335	8	2:26.088	14.674	16	2:17.627	22.492	26	1:33.514	02.666
16	1:39.236	02.324	5	1:40.599	08.056	21	2:25.978	15.122	14	2:16.633	23.468	25	1:34.232	02.998
62	1:39.420	02.508	10	1:42.246	08.893	97	2:25.932	15.738	28	2:46.127	50.554	62	1:34.041	03.398
25	1:39.621	02.709	33	1:42.656	09.949	88	2:25.433	16.332	Num	Lap Time	Gap	11	1:35.217	03.795
26	1:40.027	03.115	2	1:42.847	10.501	99	2:25.139	16.859	Lap 5			23	1:34.274	03.985
23	1:40.481	03.569	22	1:43.113	11.520	78	2:25.004	17.487	7	2:30.524		6	1:33.966	04.358
57	1:40.673	03.761	55	1:43.210	11.883	29	2:23.821	18.229	4	2:30.371	00.645	5	1:33.829	04.577
17	1:40.943	04.031	31	1:43.084	12.281	18	2:22.053	18.871	11	2:29.594	01.216	17	1:34.701	04.937
6	1:41.008	04.096	94	1:43.738	12.694	12	2:22.001	20.089	25	2:28.921	01.404	10	1:34.221	05.238
10	1:41.453	04.541	8	1:43.763	13.374	28	2:22.851	20.198	26	2:28.043	01.790	2	1:34.055	05.633
33	1:42.099	05.187	21	1:44.080	13.932	16	2:21.224	20.636	62	2:27.401	01.995	33	1:34.781	05.992
5	1:42.263	05.351	97	1:43.674	14.594	14	2:16.573	22.606	23	2:27.286	02.349	22	1:34.006	06.223
2	1:42.460	05.548	88	1:44.638	15.687	Num	Lap Time	Gap	17	2:26.785	02.874	31	1:33.615	06.557
22	1:43.213	06.301	99	1:44.850	16.508	Lap 4			6	2:26.212	03.030	94	1:33.660	07.119
55	1:43.479	06.567	78	1:45.134	17.271	7	2:15.771		5	2:25.509	03.386	55	1:34.798	07.568
94	1:43.762	06.850	29	1:48.575	19.196	4	2:15.610	00.798	10	2:24.660	03.655	8	1:35.091	08.747
31	1:44.003	07.091	18	1:50.313	21.606	11	2:15.696	02.146	33	2:24.095	03.849	21	1:35.093	09.195
8	1:44.417	07.505	28	1:52.151	22.135	25	2:15.889	03.007	2	2:23.845	04.216	88	1:34.377	09.492
20	1:44.552	07.640	12	1:52.071	22.876	26	2:16.262	04.271	22	2:22.294	04.855	99	1:34.436	10.299
21	1:44.658	07.746	16	1:59.770	24.200	62	2:15.851	05.118	55	2:22.382	05.408	29	1:35.164	11.949
28	1:44.790	07.878	14	1:43.330	30.821	23	2:15.914	05.587	31	2:22.227	05.580	16	1:35.341	12.841
24	1:45.231	08.319	Num	Lap Time	Gap	17	2:16.310	06.613	94	2:22.367	06.097	18	1:35.931	13.069
29	1:45.427	08.515	Lap 3			6	2:16.375	07.342	8	2:21.956	06.294	12	1:35.779	13.108
12	1:45.611	08.699	7	2:24.788		5	2:16.591	08.401	21	2:21.989	06.740	78	1:37.068	13.665
97	1:45.726	08.814	4	2:25.171	00.959	10	2:16.932	09.519	97	2:21.712	06.989	28	1:35.045	13.806
88	1:45.855	08.943	11	2:23.835	02.221	33	2:16.554	10.278	88	2:21.915	07.753	14	1:35.648	14.132
18	1:46.099	09.187	25	2:23.875	02.889	2	2:16.300	10.895	99	2:22.190	08.501	97	1:48.509	22.860
99	1:46.464	09.552	26	2:23.829	03.780	22	2:16.934	13.085	78	2:22.176	09.235	Num	Lap Time	Gap
78	1:46.943	10.031	62	2:24.542	05.038	55	2:16.943	13.550	29	2:20.808	09.423	Lap 7		
14	2:02.297	25.385	23	2:24.553	05.444	31	2:16.911	13.877	18	2:20.634	09.776	7	1:31.637	
Num	Lap Time	Gap	17	2:24.188	06.074	94	2:16.885	14.254	12	2:20.403	09.967	4	1:31.329	00.642
Lap 2			6	2:24.191	06.738	8	2:15.959	14.862	16	2:18.170	10.138	26	1:31.740	02.769
7	1:37.894		5	2:24.313	07.581	21	2:15.924	15.275	14	2:18.178	11.122	25	1:32.373	03.734
4	1:38.017	00.576	10	2:24.253	08.358	97	2:15.834	15.801	28	1:51.369	11.399	62	1:32.411	04.172
11	1:39.274	03.174	33	2:24.334	09.495	88	2:15.801	16.362				11	1:32.527	04.685
25	1:38.987	03.802	2	2:24.653	10.366	99	2:15.747	16.835				6	1:32.499	05.220
26	1:39.518	04.739	22	2:25.190	11.922	78	2:15.867	17.583				23	1:33.165	05.513



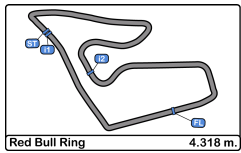


Red Bull Ring
F4 Italian Championship
Race - 1
Analysis by Lap



Num	Lap Time	Gap	Num	Lap Time	Gap	Num	Lap Time	Gap	Num	Lap Time	Gap	Num	Lap Time	Gap
5	1:32.734	05.674	88	1:34.543	14.569	Lap 10			17	1:31.834	10.269	12	1:32.206	21.993
17	1:32.700	06.000	16	1:32.691	14.788	7	1:31.365		10	1:31.776	10.785	88	1:32.977	23.504
10	1:32.720	06.321	99	1:34.022	15.293	4	1:31.522	00.710	94	1:32.165	12.763	99	1:33.267	24.236
31	1:34.009	08.929	2	1:36.719	15.437	26	1:31.285	02.994	8	1:32.016	13.803	2	1:33.421	24.870
94	1:33.615	09.097	29	1:33.604	16.222	25	1:31.811	04.636	22	1:32.181	16.286	28	1:34.384	25.564
22	1:34.855	09.441	12	1:32.598	16.315	62	1:31.668	05.030	55	1:32.312	17.222	14	1:33.374	27.073
33	1:35.282	09.637	18	1:32.971	17.741	11	1:31.631	05.858	33	1:32.521	18.028	29	1:33.287	27.554
55	1:33.853	09.784	28	1:33.130	18.164	6	1:31.660	06.412	16	1:32.378	18.314	18	1:32.981	27.944
8	1:32.800	09.910	14	1:33.342	18.847	23	1:31.596	07.092	31	1:32.472	19.136	78	1:34.494	34.126
2	1:36.178	10.174	78	1:34.528	21.000	5	1:31.671	08.150	21	1:32.699	19.732	Num Lap Time Gap		
21	1:32.982	10.540	Num Lap Time Gap			17	1:31.902	09.934	12	1:32.533	21.144	Lap 13		
88	1:33.627	11.482	Lap 9			10	1:32.051	10.508	88	1:34.013	21.884	7	1:31.613	
99	1:34.065	12.727	7	1:31.289		94	1:32.061	12.097	99	1:32.947	22.326	4	1:31.421	00.372
16	1:32.349	13.553	4	1:31.384	00.553	8	1:31.935	13.286	28	1:32.542	22.537	26	1:31.528	02.611
29	1:33.762	14.074	26	1:31.437	03.074	22	1:32.160	15.604	2	1:34.580	22.806	25	1:31.711	05.677
12	1:33.702	15.173	25	1:31.659	04.190	55	1:32.516	16.409	14	1:34.129	25.056	62	1:31.780	06.211
18	1:34.794	16.226	62	1:31.783	04.727	33	1:32.488	17.006	29	1:34.782	25.624	11	1:31.884	06.931
28	1:34.321	16.490	11	1:31.811	05.592	16	1:32.126	17.435	18	1:33.072	26.320	6	1:31.843	07.494
14	1:34.466	16.961	6	1:31.618	06.117	31	1:33.246	18.163	78	1:34.451	30.989	23	1:31.640	07.829
78	1:35.900	17.928	23	1:31.763	06.861	21	1:32.700	18.532	Num Lap Time Gap			5	1:31.395	08.430
Num Lap Time Gap			5	1:31.874	07.844	88	1:33.160	19.370	Lap 12			17	1:31.858	11.003
Lap 8			17	1:32.927	09.397	2	1:33.246	19.725	7	1:31.357		10	1:31.969	11.668
7	1:31.456		10	1:33.028	09.822	12	1:33.074	20.110	4	1:31.314	00.564	8	1:32.132	14.826
4	1:31.272	00.458	94	1:32.404	11.401	99	1:33.218	20.878	26	1:31.201	02.696	94	1:32.934	15.441
26	1:31.613	02.926	8	1:32.017	12.716	28	1:32.971	21.494	25	1:32.062	05.579	22	1:32.045	17.508
25	1:31.542	03.820	22	1:32.701	14.809	29	1:34.444	22.341	62	1:31.996	06.044	16	1:31.216	18.397
62	1:31.517	04.233	55	1:32.794	15.258	14	1:33.254	22.426	11	1:31.921	06.660	55	1:32.851	19.491
11	1:31.841	05.070	33	1:34.097	15.883	18	1:36.618	24.747	6	1:31.816	07.264	33	1:32.489	20.383
6	1:32.024	05.788	31	1:33.360	16.282	78	1:35.130	28.037	23	1:31.707	07.802	31	1:32.306	20.889
23	1:32.330	06.387	16	1:33.175	16.674	Num Lap Time Gap			5	1:31.706	08.648	21	1:32.452	21.625
5	1:33.041	07.259	21	1:34.498	17.197	Lap 11			17	1:31.846	10.758	12	1:32.020	22.400
17	1:33.215	07.759	88	1:34.295	17.575	7	1:31.499		10	1:31.884	11.312	88	1:32.578	24.469
10	1:33.218	08.083	2	1:33.696	17.844	4	1:31.396	00.607	94	1:32.714	14.120	99	1:32.519	25.142
94	1:32.645	10.286	12	1:33.375	18.401	26	1:31.357	02.852	8	1:31.861	14.307	2	1:32.337	25.594
8	1:33.534	11.988	99	1:35.021	19.025	25	1:31.737	04.874	22	1:32.147	17.076	28	1:32.264	26.215
33	1:34.894	13.075	29	1:34.329	19.262	62	1:31.874	05.405	55	1:32.388	18.253	14	1:32.288	27.748
22	1:35.412	13.397	18	1:33.042	19.494	11	1:31.737	06.096	16	1:31.837	18.794	29	1:32.752	28.693
55	1:35.425	13.753	28	1:33.013	19.888	6	1:31.892	06.805	33	1:32.836	19.507	18	1:33.242	29.573
21	1:34.904	13.988	14	1:32.979	20.537	23	1:31.859	07.452	31	1:32.417	20.196	78	1:35.130	37.643
31	1:36.738	14.211	78	1:34.561	24.272	5	1:31.648	08.299	21	1:32.411	20.786			



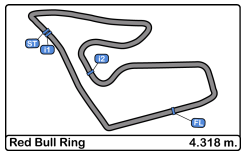


Red Bull Ring
F4 Italian Championship
Race - 1
Analysis by Lap



Num	Lap Time	Gap	Num	Lap Time	Gap	Num	Lap Time	Gap	Num	Lap Time	Gap	Num	Lap Time	Gap
Lap 14			17	1:31.805	11.788	12	1:33.318	25.732	Lap 18			17	1:31.789	12.664
7	1:31.487		10	1:31.916	12.373	88	1:32.566	28.127	7	1:31.570		10	1:31.846	13.543
4	1:31.505	00.390	8	1:32.224	16.029	99	1:32.509	28.657	4	1:31.491	00.479	8	1:31.748	16.900
26	1:31.354	02.478	94	1:32.406	16.935	2	1:32.374	28.958	26	1:31.446	02.217	94	1:33.128	21.553
25	1:31.955	06.145	22	1:32.041	18.969	28	1:33.064	30.159	25	1:31.826	07.489	22	1:32.305	23.343
62	1:31.936	06.660	16	1:31.200	19.797	14	1:32.292	30.758	62	1:31.778	08.127	33	1:32.082	25.696
11	1:31.700	07.144	55	1:32.507	21.924	29	1:32.801	32.806	11	1:31.900	08.692	55	1:32.446	26.691
6	1:31.891	07.898	33	1:32.921	22.685	18	1:32.829	33.564	6	1:31.996	09.337	31	1:32.588	27.208
23	1:31.906	08.248	31	1:32.860	23.038	78	1:34.050	46.437	5	1:31.872	09.627	21	1:32.625	27.631
5	1:31.695	08.638	21	1:32.594	23.354	Num Lap Time Gap			23	1:31.959	10.901	16	1:32.054	28.355
17	1:31.908	11.424	12	1:32.634	23.932	Lap 17			17	1:31.816	12.445	12	1:33.246	29.407
10	1:31.717	11.898	88	1:32.759	27.079	7	1:31.385		10	1:31.780	13.267	99	1:32.738	33.667
8	1:31.907	15.246	99	1:32.324	27.666	4	1:31.514	00.558	8	1:31.723	16.722	2	1:32.600	33.974
94	1:32.016	15.970	2	1:32.397	28.102	26	1:31.354	02.341	94	1:32.821	19.995	88	1:32.667	35.079
22	1:32.348	18.369	28	1:32.549	28.613	25	1:31.614	07.233	22	1:33.494	22.608	28	1:33.072	35.828
16	1:33.128	20.038	14	1:32.567	29.984	62	1:31.833	07.919	33	1:32.767	25.184	14	1:33.936	37.886
55	1:32.854	20.858	29	1:33.132	31.523	11	1:31.753	08.362	55	1:33.673	25.815	29	1:33.670	37.893
33	1:32.309	21.205	18	1:32.788	32.253	6	1:31.805	08.911	31	1:32.859	26.190	18	1:32.880	38.418
31	1:32.217	21.619	78	1:34.420	43.905	5	1:31.494	09.325	21	1:32.811	26.576	78	1:34.101	54.288
21	1:32.063	22.201	Num Lap Time Gap			23	1:31.548	10.512	12	1:32.483	27.731			
12	1:31.826	22.739	Lap 16			17	1:31.627	12.199	16	1:38.519	27.871			
88	1:32.779	25.761	7	1:31.518		10	1:31.708	13.057	99	1:33.810	32.499			
99	1:33.128	26.783	4	1:31.481	00.429	8	1:31.753	16.569	2	1:33.578	32.944			
2	1:33.039	27.146	26	1:31.450	02.372	94	1:32.384	18.744	88	1:35.072	33.982			
28	1:32.777	27.505	25	1:31.973	07.004	22	1:32.446	20.684	28	1:34.212	34.326			
14	1:32.597	28.858	62	1:32.080	07.471	16	1:32.330	20.922	14	1:34.832	35.520			
29	1:32.626	29.832	11	1:32.059	07.994	55	1:32.498	23.712	29	1:33.290	35.793			
18	1:32.820	30.906	6	1:31.915	08.491	33	1:31.908	23.987	18	1:33.226	37.108			
78	1:34.770	40.926	5	1:31.479	09.216	31	1:32.427	24.901	78	1:34.269	51.757			
Num Lap Time Gap			23	1:33.079	10.349	21	1:32.522	25.335	Num Lap Time Gap					
Lap 15			17	1:31.687	11.957	12	1:32.471	26.818	Lap 19					
7	1:31.441		10	1:31.879	12.734	99	1:32.987	30.259	7	1:31.570				
4	1:31.517	00.466	8	1:31.690	16.201	88	1:33.738	30.480	4	1:31.859	00.768			
26	1:31.403	02.440	94	1:32.328	17.745	2	1:33.363	30.936	26	1:31.674	02.321			
25	1:31.845	06.549	22	1:32.172	19.623	28	1:32.910	31.684	25	1:31.916	07.835			
62	1:31.690	06.909	16	1:31.698	19.977	14	1:32.885	32.258	62	1:32.059	08.616			
11	1:31.750	07.453	55	1:32.193	22.599	29	1:32.652	34.073	11	1:31.898	09.020			
6	1:31.637	08.094	33	1:32.297	23.464	18	1:33.273	35.452	6	1:31.870	09.637			
23	1:31.981	08.788	31	1:32.339	23.859	78	1:34.006	49.058	5	1:31.937	09.994			
5	1:32.058	09.255	21	1:32.362	24.198				23	1:31.882	11.213			

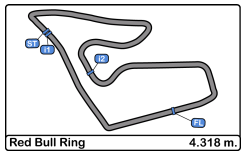




Red Bull Ring
F4 Italian Championship
Race - 1
Best Sectors Results



Sector - 1				Sector - 2				Sector - 3				Ideal Lap vs Best Lap			
Clas	Nº	Driver	Time	Nº	Driver	Time	Nº	Driver	Time	Clas	Nº	Driver	Ideal Lap	Best Lap	Clas
1	5	Gianluca Petecof	23.140	16	Giorgio Carrara	40.563	26	Joshua Dürksen	27.167	1	26	Joshua Dürksen	1:31.048	1:31.201	2
2	62	Dennis Hauger	23.160	4	Niklas Krütten	40.568	16	Giorgio Carrara	27.264	2	16	Giorgio Carrara	1:31.054	1:31.200	1
3	11	Alessandro Famularo	23.167	7	Paul Aron	40.590	25	William Alatalo	27.270	3	4	Niklas Krütten	1:31.097	1:31.272	3
4	6	Ido Cohen	23.177	26	Joshua Dürksen	40.599	7	Paul Aron	27.275	4	7	Paul Aron	1:31.143	1:31.289	4
5	23	Gregoire Saucy	23.197	23	Gregoire Saucy	40.648	4	Niklas Krütten	27.321	5	23	Gregoire Saucy	1:31.205	1:31.548	8
6	4	Niklas Krütten	23.208	5	Gianluca Petecof	40.694	23	Gregoire Saucy	27.360	6	5	Gianluca Petecof	1:31.230	1:31.395	5
7	16	Giorgio Carrara	23.227	11	Alessandro Famularo	40.783	17	Jonny Edgar	27.360	7	6	Ido Cohen	1:31.331	1:31.618	9
8	10	Oliver Rasmussen	23.256	10	Oliver Rasmussen	40.788	6	Ido Cohen	27.364	8	11	Alessandro Famularo	1:31.372	1:31.631	11
9	7	Paul Aron	23.278	6	Ido Cohen	40.790	8	Lucas Allecco Roy	27.385	9	62	Dennis Hauger	1:31.389	1:31.517	6
10	26	Joshua Dürksen	23.282	17	Jonny Edgar	40.801	5	Gianluca Petecof	27.396	10	25	William Alatalo	1:31.413	1:31.542	7
11	94	Daniel Vebster	23.285	62	Dennis Hauger	40.814	62	Dennis Hauger	27.415	11	10	Oliver Rasmussen	1:31.535	1:31.708	13
12	31	Pietro Delli Guanti	23.299	25	William Alatalo	40.820	11	Alessandro Famularo	27.422	12	17	Jonny Edgar	1:31.558	1:31.627	10
13	33	Jesse Salmenautio	23.321	12	Filipe Ugran	40.843	55	Roe Meyuhas	27.445	13	8	Lucas Allecco Roy	1:31.589	1:31.690	12
14	25	William Alatalo	23.323	8	Lucas Allecco Roy	40.852	10	Oliver Rasmussen	27.491	14	12	Filipe Ugran	1:31.739	1:31.826	14
15	2	Nico Göhler	23.334	94	Daniel Vebster	40.855	2	Nico Göhler	27.503	15	94	Daniel Vebster	1:31.740	1:32.016	16
16	8	Lucas Allecco Roy	23.352	22	Umberto Laganella	40.948	33	Jesse Salmenautio	27.511	16	33	Jesse Salmenautio	1:31.846	1:31.908	15
17	99	Erwin Zanotti	23.356	21	Axel Gnos	40.953	12	Filipe Ugran	27.523	17	55	Roe Meyuhas	1:31.851	1:32.193	19
18	12	Filipe Ugran	23.373	55	Roe Meyuhas	40.955	22	Umberto Laganella	27.535	18	22	Umberto Laganella	1:31.881	1:32.041	17
19	17	Jonny Edgar	23.397	33	Jesse Salmenautio	41.014	94	Daniel Vebster	27.600	19	21	Axel Gnos	1:32.001	1:32.063	18
20	22	Umberto Laganella	23.398	14	Nicola Marinangeli	41.015	28	Sebastian Freymuth	27.608	20	2	Nico Göhler	1:32.043	1:32.337	24
21	28	Sebastian Freymuth	23.421	31	Pietro Delli Guanti	41.115	21	Axel Gnos	27.620	21	31	Pietro Delli Guanti	1:32.077	1:32.217	20
22	21	Axel Gnos	23.428	88	Amna Al Qubaisi	41.148	18	Emidio Pesce	27.635	22	14	Nicola Marinangeli	1:32.158	1:32.288	22
23	55	Roe Meyuhas	23.451	28	Sebastian Freymuth	41.156	14	Nicola Marinangeli	27.662	23	28	Sebastian Freymuth	1:32.185	1:32.264	21
24	14	Nicola Marinangeli	23.481	99	Erwin Zanotti	41.173	31	Pietro Delli Guanti	27.663	24	99	Erwin Zanotti	1:32.193	1:32.324	23
25	29	Emilio Cipriani	23.571	2	Nico Göhler	41.206	99	Erwin Zanotti	27.664	25	18	Emidio Pesce	1:32.482	1:32.788	27
26	18	Emidio Pesce	23.636	18	Emidio Pesce	41.211	29	Emilio Cipriani	27.705	26	29	Emilio Cipriani	1:32.488	1:32.626	26
27	88	Amna Al Qubaisi	23.640	29	Emilio Cipriani	41.212	88	Amna Al Qubaisi	27.706	27	88	Amna Al Qubaisi	1:32.494	1:32.566	25
28	78	Hamda Al Qubaisi	23.837	78	Hamda Al Qubaisi	41.613	78	Hamda Al Qubaisi	28.209	28	78	Hamda Al Qubaisi	1:33.659	1:34.006	28
29	57	Mikhael Belov	23.837	97	Roman Stanek	41.985	57	Mikhael Belov	28.653	29	97	Roman Stanek	1:35.058	1:43.674	30
30	97	Roman Stanek	23.886	57	Mikhael Belov	42.722	97	Roman Stanek	29.187	30	57	Mikhael Belov	1:35.212	1:40.673	29
31	24	Laszlo Toth	24.773	24	Laszlo Toth	43.344	20	Ivan Berets	29.466	31	24	Laszlo Toth	1:37.686	1:45.231	32
32	20	Ivan Berets	25.280	20	Ivan Berets	44.169	24	Laszlo Toth	29.569	32	20	Ivan Berets	1:38.915	1:44.552	31

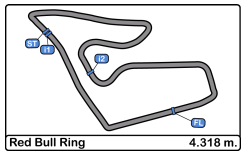


Red Bull Ring
F4 Italian Championship
Race - 1
Leader Sequence



<u>Nº</u>	<u>Driver</u>	<u>Nat</u>	<u>Competitor</u>	<u>Nat</u>	<u>Rookie</u>	<u>Start Lap</u>	<u>End Lap</u>	<u>Laps</u>	<u>Total Laps</u>
7	Paul Aron	EST	Prema Powerteam	ITA	R	1	19	19	19

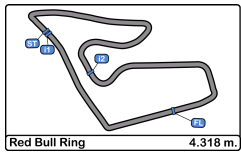




Red Bull Ring
F4 Italian Championship
Race - 1
Best 5 Lap Times



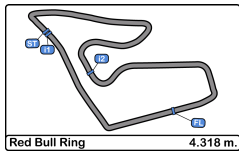
Cls	N°	Driver	Nat	Competitor	Nat	Rookie	Cls	Best 1		Best 2		Best 3		Best 4		Best 5	
								Time	Lap	Time	Lap	Time	Lap	Time	Lap	Time	Lap
1	16	Giorgio Carrara	ARG	Jenzer Motorsport	CHE			1:31.200	15	1:31.216	13	1:31.698	16	1:31.837	12	1:32.054	19
2	26	Joshua Dürksen	PRY	BWT Mucke Motorsport	DEU	R	1	1:31.201	12	1:31.285	10	1:31.354	14	1:31.354	17	1:31.357	11
3	4	Niklas Krütten	DEU	Van Amersfoort Racing	NDL			1:31.272	8	1:31.314	12	1:31.329	7	1:31.384	9	1:31.396	11
4	7	Paul Aron	EST	Prema Powerteam	ITA	R	2	1:31.289	9	1:31.357	12	1:31.365	10	1:31.385	17	1:31.441	15
5	5	Gianluca Petecof	BRA	Prema Powerteam	ITA			1:31.395	13	1:31.479	16	1:31.494	17	1:31.648	11	1:31.671	10
6	62	Dennis Hauger	NOR	Van Amersfoort Racing	NDL			1:31.517	8	1:31.668	10	1:31.690	15	1:31.778	18	1:31.780	13
7	25	William Alatalo	FIN	BWT Mucke Motorsport	DEU			1:31.542	8	1:31.614	17	1:31.659	9	1:31.711	13	1:31.737	11
8	23	Gregoire Saucy	CHE	R-ace GP	FRA			1:31.548	17	1:31.596	10	1:31.640	13	1:31.707	12	1:31.763	9
9	6	Ido Cohen	ISR	Van Amersfoort Racing	NDL			1:31.618	9	1:31.637	15	1:31.660	10	1:31.805	17	1:31.816	12
10	17	Jonny Edgar	GBR	Jenzer Motorsport	CHE	R	3	1:31.627	17	1:31.687	16	1:31.789	19	1:31.805	15	1:31.816	18
11	11	Alessandro Famularo	VEN	Prema Powerteam	ITA			1:31.631	10	1:31.700	14	1:31.737	11	1:31.750	15	1:31.753	17
12	8	Lucas Allecco Roy	DEU	Van Amersfoort Racing	NDL			1:31.690	16	1:31.723	18	1:31.748	19	1:31.753	17	1:31.861	12
13	10	Oliver Rasmussen	DNK	Prema Powerteam	ITA			1:31.708	17	1:31.717	14	1:31.776	11	1:31.780	18	1:31.846	19
14	12	Filipe Ugran	ROU	BVM Racing	ITA	R	4	1:31.826	14	1:32.020	13	1:32.206	12	1:32.471	17	1:32.483	18
15	33	Jesse Salmenautio	FIN	DRZ Benelli Srl	ITA			1:31.908	17	1:32.082	19	1:32.297	16	1:32.309	14	1:32.488	10
16	94	Daniel Vebster	SW	Cram Motorsport	ITA	R	5	1:32.016	14	1:32.061	10	1:32.165	11	1:32.328	16	1:32.384	17
17	22	Umberto Laganella	ITA	Bhaitech Srl	ITA			1:32.041	15	1:32.045	13	1:32.147	12	1:32.160	10	1:32.172	16
18	21	Axel Gnos	CHE	Jenzer Motorsport	CHE	R	6	1:32.063	14	1:32.362	16	1:32.411	12	1:32.452	13	1:32.522	17
19	55	Roe Meyuhas	ISR	Cram Motorsport	ITA	R	7	1:32.193	16	1:32.312	11	1:32.388	12	1:32.446	19	1:32.498	17
20	31	Pietro Delli Guanti	ITA	BVM Racing	ITA	R	8	1:32.217	14	1:32.306	13	1:32.339	16	1:32.417	12	1:32.427	17
21	28	Sebastian Freymuth	DEU	AS Motorsport	SVN	R	9	1:32.264	13	1:32.542	11	1:32.549	15	1:32.777	14	1:32.910	17
22	14	Nicola Marinangeli	ITA	Bhaitech Srl	ITA	R	10	1:32.288	13	1:32.292	16	1:32.567	15	1:32.597	14	1:32.885	17
23	99	Erwin Zanotti	ITA	BWT Mucke Motorsport	DEU	R	11	1:32.324	15	1:32.509	16	1:32.519	13	1:32.738	19	1:32.947	11
24	2	Nico Göhler	DEU	BWT Mucke Motorsport	DEU	R	12	1:32.337	13	1:32.374	16	1:32.397	15	1:32.600	19	1:33.039	14
25	88	Amna Al Qubaisi	UAE	Abu Dhabi Racing	UAE			1:32.566	16	1:32.578	13	1:32.667	19	1:32.759	15	1:32.779	14
26	29	Emilio Cipriani	VEN	Cram Motorsport	ITA			1:32.626	14	1:32.652	17	1:32.752	13	1:32.801	16	1:33.132	15
27	18	Emidio Pesce	ITA	Jenzer Motorsport	CHE	R	13	1:32.788	15	1:32.820	14	1:32.829	16	1:32.880	19	1:32.971	8
28	78	Hamda Al Qubaisi		Abu Dhabi Racing	UAE			1:34.006	17	1:34.050	16	1:34.101	19	1:34.269	18	1:34.420	15
29	57	Mikhael Belov	RUS	Bhaitech Srl	ITA			1:40.673	1								
30	97	Roman Stanek	CZE	US Racing	DEU	R	14	1:43.674	2	1:45.726	1	1:48.509	6	2:15.834	4	2:21.712	5
31	20	Ivan Berets	RUS	DRZ Benelli Srl	ITA			1:44.552	1								
32	24	Laszlo Toth	HUN	R-ace GP	FRA			1:45.231	1								



Red Bull Ring
F4 Italian Championship
Race - 1
Best 5 Top Speeds



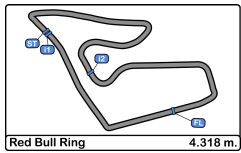
Cls	N°	Driver	Nat	Competitor	Nat	Rookie	Cls	Top 1		Top 2		Top 3		Top 4		Top 5		Avg
								Km/h	Lap	Km/h	Lap	Km/h	Lap	Km/h	Lap	Km/h	Lap	
1	5	Gianluca Petecof	BRA	Prema Powerteam	ITA			218.6	16	218.1	7	218.1	14	218.1	15	217.7	18	218.1
2	6	Ido Cohen	ISR	Van Amersfoort Racing	NDL			218.1	7	216.4	14	216.4	18	216.4	19	216.0	10	216.6
3	2	Nico Göhler	DEU	BWT Mucke Motorsport	DEU	R	1	217.7	7	216.4	14	216.0	8	216.0	10	216.0	13	216.4
4	10	Oliver Rasmussen	DNK	Prema Powerteam	ITA			217.7	9	216.4	7	216.0	2	215.5	8	215.5	10	216.2
5	21	Axel Gnos	CHE	Jenzer Motorsport	CHE	R	2	217.7	8	215.5	17	214.7	7	214.7	15	214.2	11	215.4
6	28	Sebastian Freymuth	DEU	AS Motorsport	SVN	R	3	217.7	6	216.8	7	216.0	15	213.4	18	213.0	11	215.4
7	62	Dennis Hauger	NOR	Van Amersfoort Racing	NDL			217.7	16	217.3	9	217.3	15	216.8	12	216.8	14	217.2
8	17	Jonny Edgar	GBR	Jenzer Motorsport	CHE	R	4	217.3	7	215.5	2	215.1	9	212.1	12	212.1	17	214.4
9	22	Umberto Laganella	ITA	Bhaitech Srl	ITA			217.3	8	216.8	9	215.5	2	213.4	12	213.0	1	215.2
10	23	Gregoire Saucy	CHE	R-ace GP	FRA			217.3	7	217.3	14	216.8	15	215.5	13	214.7	9	216.3
11	16	Giorgio Carrara	ARG	Jenzer Motorsport	CHE			216.8	12	216.0	10	216.0	13	215.5	17	214.2	11	215.7
12	18	Emidio Pesce	ITA	Jenzer Motorsport	CHE	R	5	216.8	10	214.2	2	213.0	7	211.7	8	211.7	9	213.5
13	31	Pietro Delli Guanti	ITA	BVM Racing	ITA	R	6	216.4	16	215.5	19	215.1	2	214.7	15	214.2	10	215.2
14	55	Roe Meyuhas	ISR	Cram Motorsport	ITA	R	7	216.4	8	215.5	2	215.5	9	214.7	7	213.8	10	215.2
15	94	Daniel Vebster	SW	Cram Motorsport	ITA	R	8	216.4	7	215.5	2	215.5	6	215.1	13	215.1	14	215.5
16	99	Erwin Zanotti	ITA	BWT Mucke Motorsport	DEU	R	9	216.4	14	216.0	16	215.5	10	215.1	13	214.7	15	215.5
17	33	Jesse Salmenautio	FIN	DRZ Benelli Srl	ITA			216.0	6	214.2	16	213.8	10	213.8	14	213.8	15	214.3
18	4	Niklas Krütten	DEU	Van Amersfoort Racing	NDL			215.5	9	215.5	14	214.7	8	214.7	13	214.7	15	215.0
19	11	Alessandro Famularo	VEN	Prema Powerteam	ITA			215.5	15	215.5	17	215.1	8	215.1	13	215.1	16	215.3
20	29	Emilio Cipriani	VEN	Cram Motorsport	ITA			215.5	19	214.2	10	213.0	13	212.1	15	211.7	2	213.3
21	14	Nicola Marinangeli	ITA	Bhaitech Srl	ITA	R	10	214.7	8	213.4	17	212.5	7	212.5	18	212.1	6	213.1
22	78	Hamda Al Qubaisi		Abu Dhabi Racing	UAE			214.7	7	213.8	2	212.5	8	209.7	9	209.3	15	212.0
23	88	Amna Al Qubaisi	UAE	Abu Dhabi Racing	UAE			214.7	7	214.2	9	214.2	10	212.5	6	211.7	8	213.5
24	97	Roman Stanek	CZE	US Racing	DEU	R	11	214.7	6	212.5	2	206.1	1	125.1	4	113.0	3	174.3
25	12	Filipe Ugran	ROU	BVM Racing	ITA	R	12	214.2	6	213.8	10	213.8	11	213.4	15	212.1	8	213.5
26	8	Lucas Allecco Roy	DEU	Van Amersfoort Racing	NDL			213.8	7	213.4	1	213.4	12	213.0	8	213.0	11	213.3
27	26	Joshua Dürksen	PRY	BWT Mucke Motorsport	DEU	R	13	213.8	15	213.8	17	213.4	14	213.4	19	213.0	7	213.5
28	25	William Alatalo	FIN	BWT Mucke Motorsport	DEU			213.4	8	213.4	9	213.0	6	212.5	16	212.1	10	212.9
29	7	Paul Aron	EST	Prema Powerteam	ITA	R	14	212.5	7	212.5	8	212.5	14	212.5	15	212.1	9	212.5
30	57	Mikhael Belov	RUS	Bhaitech Srl	ITA			212.1	1	211.3	2							211.7
31	24	Laszlo Toth	HUN	R-ace GP	FRA			210.9	2	204.5	1							207.7
32	20	Ivan Berets	RUS	DRZ Benelli Srl	ITA			207.6	1	203.3	2							205.5



Red Bull Ring
F4 Italian Championship
Race - 1
Fastest Laps Sequence



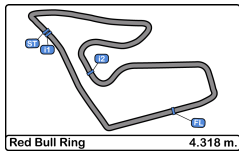
Lap	Time of Day	Session Time	Nº	Driver	Nat	Competitor	Nat	Rookie	Time	Km/h
6	18:08:10.839	11:58.839	7	Paul Aron	EST	Prema Powerteam	ITA	R	1:32.638	167.8
7	18:09:42.476	13:30.476	7	Paul Aron	EST	Prema Powerteam	ITA	R	1:31.637	169.6
7	18:09:43.117	13:31.117	4	Niklas Krütten	DEU	Van Amersfoort Racing	NDL		1:31.329	170.2
8	18:11:14.390	15:02.390	4	Niklas Krütten	DEU	Van Amersfoort Racing	NDL		1:31.272	170.3
12	18:17:22.138	21:10.138	26	Joshua Dürksen	PRY	BWT Mucke Motorsport	DEU	R	1:31.201	170.4
15	18:22:13.780	26:01.780	16	Giorgio Carrara	ARG	Jenzer Motorsport	CHE		1:31.200	170.4



Red Bull Ring
F4 Italian Championship
Race - 1
Event Best Maximum Speed



Nº	Driver	Nat	Competitor	Nat	Rookie	Km/h	Session
94	Daniel Vebster	SWE	Cram Motorsport	ITA	R	219.0	Free Practice - 2
26	Joshua Dürksen	PRY	BWT Mucke Motorsport	DEU	R	219.0	Qualifying - 2
5	Gianluca Petecof	BRA	Prema Powerteam	ITA		218.6	Race - 1
23	Gregoire Saucy	CHE	R-ace GP	FRA		218.1	Qualifying - 2
6	Ido Cohen	ISR	Van Amersfoort Racing	NDL		218.1	Race - 1
62	Dennis Hauger	NOR	Van Amersfoort Racing	NDL		217.7	Qualifying - 2
28	Sebastian Freymuth	DEU	AS Motorsport	SVN	R	217.7	Race - 1
2	Nico Göhler	DEU	BWT Mucke Motorsport	DEU	R	217.7	Race - 1
21	Axel Gnos	CHE	Jenzer Motorsport	CHE	R	217.7	Race - 1
10	Oliver Rasmussen	DNK	Prema Powerteam	ITA		217.7	Race - 1
22	Umberto Laganella	ITA	Bhaitech Srl	ITA		217.3	Free Practice - 2
17	Jonny Edgar	GBR	Jenzer Motorsport	CHE	R	217.3	Race - 1
16	Giorgio Carrara	ARG	Jenzer Motorsport	CHE		216.8	Qualifying - 2
18	Emidio Pesce	ITA	Jenzer Motorsport	CHE	R	216.8	Race - 1
97	Roman Stanek	CZE	US Racing	DEU	R	216.4	Qualifying - 1
55	Roe Meyuhas	ISR	Cram Motorsport	ITA	R	216.4	Race - 1
99	Erwin Zanotti	ITA	BWT Mucke Motorsport	DEU	R	216.4	Race - 1
31	Pietro Delli Guanti	ITA	BVM Racing	ITA	R	216.4	Race - 1
25	William Alatalo	FIN	BWT Mucke Motorsport	DEU		216.0	Free Practice - 2
4	Niklas Krütten	DEU	Van Amersfoort Racing	NDL		216.0	Qualifying - 1
33	Jesse Salmenautio	FIN	DRZ Benelli Srl	ITA		216.0	Race - 1
57	Mikhael Belov	RUS	Bhaitech Srl	ITA		215.5	Free Practice - 1
7	Paul Aron	EST	Prema Powerteam	ITA	R	215.5	Free Practice - 2
11	Alessandro Famularo	VEN	Prema Powerteam	ITA		215.5	Race - 1
29	Emilio Cipriani	VEN	Cram Motorsport	ITA		215.5	Race - 1
20	Ivan Berets	RUS	DRZ Benelli Srl	ITA		214.7	Free Practice - 1
8	Lucas Allecco Roy	DEU	Van Amersfoort Racing	NDL		214.7	Free Practice - 1
88	Amna Al Qubaisi	UAE	Abu Dhabi Racing	UAE		214.7	Race - 1
78	Hamda Al Qubaisi		Abu Dhabi Racing	UAE		214.7	Race - 1
14	Nicola Marinangeli	ITA	Bhaitech Srl	ITA	R	214.7	Race - 1
12	Filipe Ugran	ROU	BVM Racing	ITA	R	214.2	Race - 1
24	Laszlo Toth	HUN	R-ace GP	FRA		213.4	Free Practice - 1



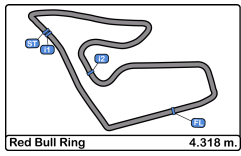
Red Bull Ring
F4 Italian Championship
Race - 1
Lap Chart



LAP

Nr	Pos	Grid	1	2	3	4	5	6	7	8	9	10	11	12	13	14	15	16	17	18	19
97	1	97	7	7	7	7	7	7	7	7	7	7	7	7	7	7	7	7	7	7	7
7	2	7	4	4	4	4	4	4	4	4	4	4	4	4	4	4	4	4	4	4	4
4	3	4	11	11	11	11	11	26	26	26	26	26	26	26	26	26	26	26	26	26	26
16	4	16	16	25	25	25	25	25	25	25	25	25	25	25	25	25	25	25	25	25	25
11	5	11	62	26	26	26	26	62	62	62	62	62	62	62	62	62	62	62	62	62	62
62	6	62	25	62	62	62	62	11	11	11	11	11	11	11	11	11	11	11	11	11	11
26	7	26	26	23	23	23	23	23	6	6	6	6	6	6	6	6	6	6	6	6	6
25	8	25	23	17	17	17	17	6	23	23	23	23	23	23	23	23	23	5	5	5	5
5	9	5	57	6	6	6	6	5	5	5	5	5	5	5	5	5	5	23	23	23	23
17	10	17	17	5	5	5	5	17	17	17	17	17	17	17	17	17	17	17	17	17	17
23	11	23	6	10	10	10	10	10	10	10	10	10	10	10	10	10	10	10	10	10	10
10	12	10	10	33	33	33	33	2	31	94	94	94	94	94	8	8	8	8	8	8	8
57	13	57	33	2	2	2	2	33	94	8	8	8	8	8	94	94	94	94	94	94	94
31	14	31	5	22	22	22	22	22	22	33	22	22	22	22	22	22	22	22	22	22	22
6	15	6	2	55	55	55	55	31	33	22	55	55	55	55	16	16	16	16	16	33	33
33	16	33	22	31	31	31	31	94	55	55	33	33	33	16	55	55	55	55	55	55	55
8	17	8	55	94	94	94	94	55	8	21	31	16	16	33	33	33	33	33	33	31	31
2	18	2	94	8	8	8	8	8	2	31	16	31	31	31	31	31	31	31	31	21	21
20	19	20	31	21	21	21	21	21	21	88	21	21	21	21	21	21	21	21	21	12	16
21	20	21	8	97	97	97	97	88	88	16	88	88	12	12	12	12	12	12	12	16	12
55	21	55	20	88	88	88	88	99	99	99	2	2	88	88	88	88	88	88	99	99	99
94	22	94	21	99	99	99	99	29	16	2	12	12	99	99	99	99	99	99	88	2	2
22	23	22	28	78	78	78	78	16	29	29	99	99	28	2	2	2	2	2	2	88	88
24	24	24	24	29	29	29	29	18	12	12	29	28	2	28	28	28	28	28	28	28	28
88	25	88	29	18	18	18	18	12	18	18	18	29	14	14	14	14	14	14	14	14	14
28	26	28	12	28	12	12	12	78	28	28	28	14	29	29	29	29	29	29	29	29	29
78	27	78	97	12	28	16	16	28	14	14	14	18	18	18	18	18	18	18	18	18	18
12	28	12	88	16	16	14	14	14	78	78	78	78	78	78	78	78	78	78	78	78	78
18	29	18	18	14	14	28	28	97													
99	30	99	99																		
29	31	29	78																		
14	32	14	14																		

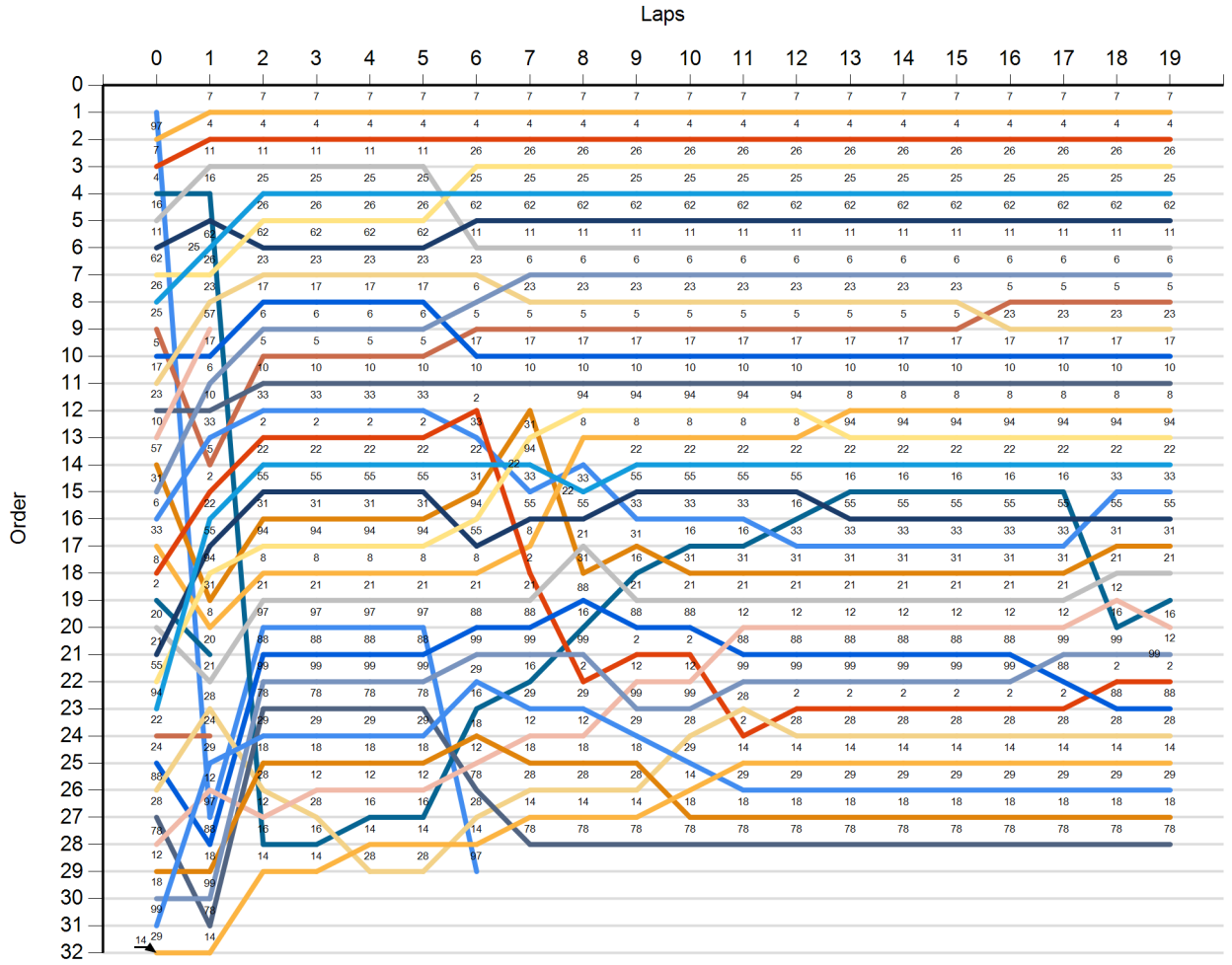


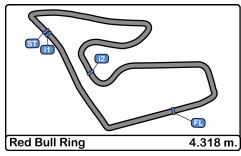


Red Bull Ring
F4 Italian Championship
Race - 1
Graphic Lap Chart



- 97
- 7
- 4
- 16
- 11
- 62
- 26
- 25
- 5
- 17
- 23
- 10
- 57
- 31
- 6
- 33
- 8
- 20
- 21
- 55
- 94
- 22
- 24
- 88
- 28
- 78
- 12
- 18
- 99
- 29
- 14



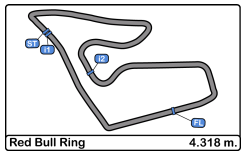


Red Bull Ring
F4 Italian Championship
Race - 1
Pit Stop Analysis



<u>N°</u>	<u>In Day Time</u>	<u>Driver</u>	<u>Nat</u>	<u>Competitor</u>	<u>Nat</u>	<u>In Time</u>	<u>Stop N°</u>	<u>Pit Time</u>	<u>Handicap</u>	<u>Penalty</u>
28	18:02:07.073	Sebastian Freymuth	DEU	AS Motorsport	SVN	5:54.762	1	1:16.476		

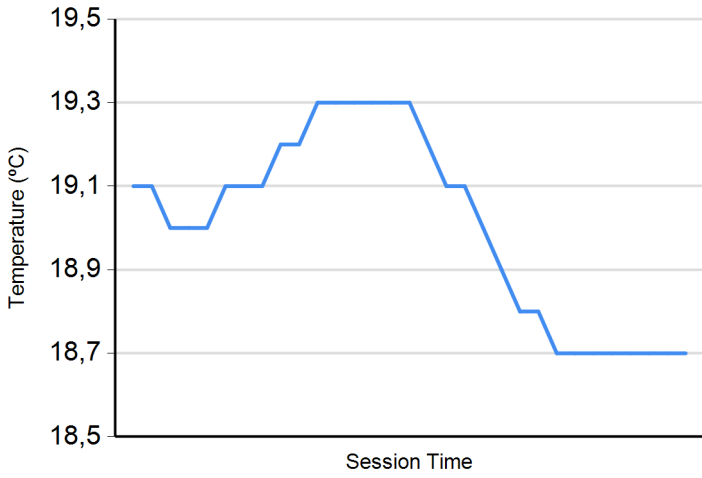




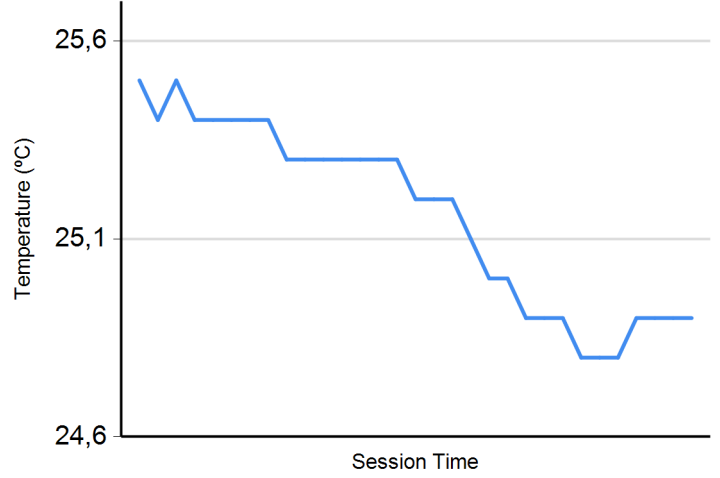
Red Bull Ring
F4 Italian Championship
Race - 1
Weather Report



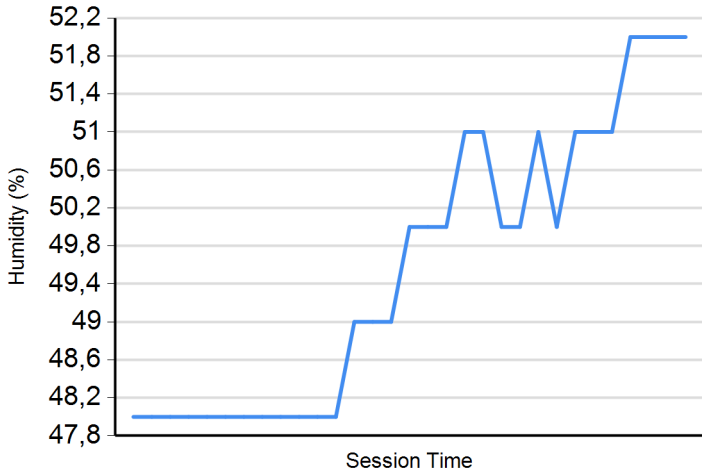
Air Temperature



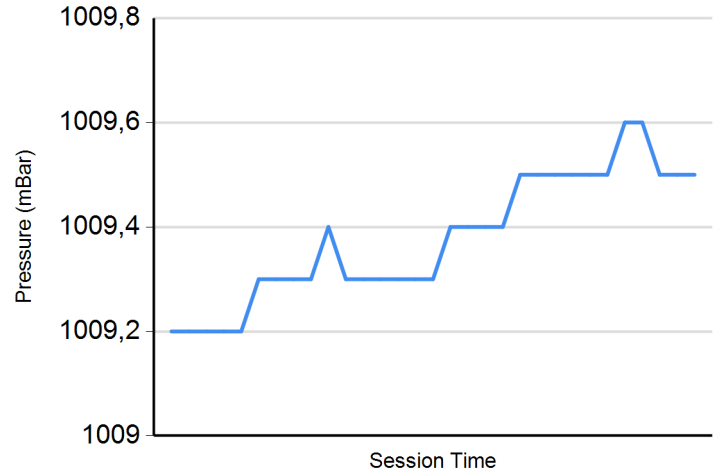
Track Temperature



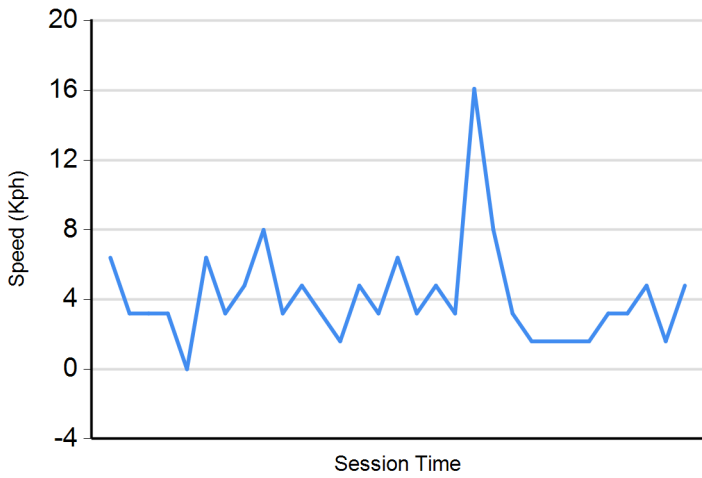
Humidity



Pressure



Wind Speed



Wind direction

North = 0°/360° Est = 90° South = 180° West = 270°

