



**Red Bull Ring**  
**F4 Italian Championship**  
**Qualifying - 1**  
**Provisional Results**



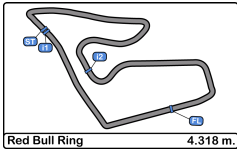
Cls	Nº	Driver	Nat	Competitor	Nat	Rookie	Cls	Laps	Best	Time	Gap	Interval	Km/h
1	97	Roman Stanek	CZE	US Racing	DEU	R	1	9	8	1:30.365			172.0
2	7	Paul Aron	EST	Prema Powerteam	ITA	R	2	10	7	1:30.558	0.193	0.193	171.6
3	4	Niklas Krütten	DEU	Van Amersfoort Racing	NDL			11	7	1:30.816	0.451	0.258	171.1
4	16	Giorgio Carrara	ARG	Jenzer Motorsport	CHE			10	7	1:30.844	0.479	0.028	171.1
5	11	Alessandro Famularo	VEN	Prema Powerteam	ITA			10	8	1:30.925	0.560	0.081	170.9
6	62	Dennis Hauger	NOR	Van Amersfoort Racing	NDL			11	7	1:30.937	0.572	0.012	170.9
7	26	Joshua Dürksen	PRY	BWT Mucke Motorsport	DEU	R	3	11	7	1:30.974	0.609	0.037	170.8
8	25	William Alatalo	FIN	BWT Mucke Motorsport	DEU			11	9	1:30.981	0.616	0.007	170.8
9	5	Gianluca Petecof	BRA	Prema Powerteam	ITA			10	5	1:31.081	0.716	0.100	170.6
10	17	Jonny Edgar	GBR	Jenzer Motorsport	CHE	R	4	10	6	1:31.149	0.784	0.068	170.5
11	23	Gregoire Saucy	CHE	R-ace GP	FRA			9	5	1:31.227	0.862	0.078	170.3
12	10	Oliver Rasmussen	DNK	Prema Powerteam	ITA			10	9	1:31.278	0.913	0.051	170.3
13	57	Mikhael Belov	RUS	Bhaitech Srl	ITA			10	6	1:31.372	1.007	0.094	170.1
14	31	Pietro Delli Guanti	ITA	BVM Racing	ITA	R	5	9	7	1:31.420	1.055	0.048	170.0
15	6	Ido Cohen	ISR	Van Amersfoort Racing	NDL			10	6	1:31.450	1.085	0.030	169.9
16	33	Jesse Salmenautio	FIN	DRZ Benelli Srl	ITA			10	8	1:31.478	1.113	0.028	169.9
17	8	Lucas Allecco Roy	DEU	Van Amersfoort Racing	NDL			10	9	1:31.540	1.175	0.062	169.8
18	2	Nico Göhler	DEU	BWT Mucke Motorsport	DEU	R	6	11	9	1:31.550	1.185	0.010	169.7
19	20	Ivan Berets	RUS	DRZ Benelli Srl	ITA			10	8	1:31.553	1.188	0.003	169.7
20	21	Axel Gnos	CHE	Jenzer Motorsport	CHE	R	7	10	9	1:31.597	1.232	0.044	169.7
21	55	Roe Meyuhas	ISR	Cram Motorsport	ITA	R	8	11	9	1:31.641	1.276	0.044	169.6
22	94	Daniel Vebster	SWE	Cram Motorsport	ITA	R	9	9	8	1:31.803	1.438	0.162	169.3
23	22	Umberto Laganella	ITA	Bhaitech Srl	ITA			9	6	1:31.875	1.510	0.072	169.1
24	14	Nicola Marinangeli	ITA	Bhaitech Srl	ITA	R	10	11	6	1:32.253	1.888	0.378	168.5
25	24	Laszlo Toth	HUN	R-ace GP	FRA			11	6	1:32.302	1.937	0.049	168.4
26	88	Amna Al Qubaisi	UAE	Abu Dhabi Racing	UAE			11	8	1:32.389	2.024	0.087	168.2
27	28	Sebastian Freymuth	DEU	AS Motorsport	SVN	R	11	11	9	1:32.400	2.035	0.011	168.2
28	78	Hamda Al Qubaisi		Abu Dhabi Racing	UAE			10	7	1:32.508	2.143	0.108	168.0
29	12	Filipe Ugran	ROU	BVM Racing	ITA	R	12	11	6	1:32.513	2.148	0.005	168.0
30	18	Emidio Pesce	ITA	Jenzer Motorsport	CHE	R	13	10	6	1:32.684	2.319	0.171	167.7
31	99	Erwin Zanotti	ITA	BWT Mucke Motorsport	DEU	R	14	10	5	1:32.821	2.456	0.137	167.4
32	29	Emilio Cipriani	VEN	Cram Motorsport	ITA			9	6	1:32.830	2.465	0.009	167.4

CAR 88 LAST LAP TIME DELETED TRACK LIMITS T1  
 CAR 22 LAST LAP TIME DELETED TRACK LIMITS T1  
 CAR 12 LAST LAP TIME DELETED TRACK LIMITS T9  
 CAR 94 LAST LAP TIME DELETED TRACK LIMITS T1  
 CAR 8 LAST LAP TIME DELETED TRACK LIMITS T1  
 CAR 16 LAST LAP TIME DELETED TRACK LIMITS T1  
 CAR 94 LAST LAP TIME DELETED TRACK LIMITS T1  
 CAR 97 LAST LAP TIME DELETED TRACK LIMITS T1  
 CAR 7, 10, 14, 57 LAST LAP TIME DELETED TRACK LIMITS T1  
 CAR 7, 10, 14, 57 LAST LAP TIME DELETED TRACK LIMITS T1  
 CAR 88 LAST LAP TIME DELETED TRACK LIMITS T1  
 CAR 16, 94, 55 LAST LAP TIME DELETED TRACK LIMITS T1  
 CAR 88, 25, 5 LAST LAP TIME DELETED TRACK LIMITS T1  
 CAR 55, 21, 17, 94 LAST LAP TIME DELETED TRACK LIMITS T1  
 CAR 23, 25 LAST LAP TIME DELETED TRACK LIMITS T1  
 CAR 12, 57, 16, 6, 94 LAST LAP TIME DELETED TRACK LIMITS T1

Published at: ..... Track Temp: **26.1 °C** Air Temp: **19.4 °C** Humidity: **45 %** Track Status: **WET**

<b>Stewards:</b>	<b>Race Director:</b>	<b>Timekeeper:</b> 
------------------	-----------------------	------------------------





**Red Bull Ring**  
**F4 Italian Championship**  
**Qualifying - 1**  
**Provisional Results**



CAR 5 LAST LAP TIME DELETED TRACK LIMITS T1  
 CAR 54, 24, 12, 57 LAST LAP TIME DELETED TRACK LIMITS T1

Published at:.....

Track Temp: **26.1 °C** Air Temp: **19.4 °C** Humidity: **45 %** Track Status: **WET**

<b>Stewards:</b>	<b>Race Director:</b>	<b>Timekeeper:</b> 
------------------	-----------------------	---





**Red Bull Ring**  
**F4 Italian Championship**  
**Qualifying - 1**  
**Provisional Results by Class**



Cls	Nº	Driver	Nat	Competitor	Nat	Rookie	Laps	Best	Time	Gap	Interval	Km/h
1	4	Niklas Krütten	DEU	Van Amersfoort Racing	NDL		11	7	1:30.816			171.1
2	16	Giorgio Carrara	ARG	Jenzer Motorsport	CHE		10	7	1:30.844	0.028	0.028	171.1
3	11	Alessandro Famularo	VEN	Prema Powerteam	ITA		10	8	1:30.925	0.109	0.081	170.9
4	62	Dennis Hauger	NOR	Van Amersfoort Racing	NDL		11	7	1:30.937	0.121	0.012	170.9
5	25	William Alatalo	FIN	BWT Mucke Motorsport	DEU		11	9	1:30.981	0.165	0.044	170.8
6	5	Gianluca Petecof	BRA	Prema Powerteam	ITA		10	5	1:31.081	0.265	0.100	170.6
7	23	Gregoire Saucy	CHE	R-ace GP	FRA		9	5	1:31.227	0.411	0.146	170.3
8	10	Oliver Rasmussen	DNK	Prema Powerteam	ITA		10	9	1:31.278	0.462	0.051	170.3
9	57	Mikhael Belov	RUS	Bhaitech Srl	ITA		10	6	1:31.372	0.556	0.094	170.1
10	6	Ido Cohen	ISR	Van Amersfoort Racing	NDL		10	6	1:31.450	0.634	0.078	169.9
11	33	Jesse Salmenautio	FIN	DRZ Benelli Srl	ITA		10	8	1:31.478	0.662	0.028	169.9
12	8	Lucas Allecco Roy	DEU	Van Amersfoort Racing	NDL		10	9	1:31.540	0.724	0.062	169.8
13	20	Ivan Berets	RUS	DRZ Benelli Srl	ITA		10	8	1:31.553	0.737	0.013	169.7
14	22	Umberto Laganella	ITA	Bhaitech Srl	ITA		9	6	1:31.875	1.059	0.322	169.1
15	24	Laszlo Toth	HUN	R-ace GP	FRA		11	6	1:32.302	1.486	0.427	168.4
16	88	Amna Al Qubaisi	UAE	Abu Dhabi Racing	UAE		11	8	1:32.389	1.573	0.087	168.2
17	78	Hamda Al Qubaisi		Abu Dhabi Racing	UAE		10	7	1:32.508	1.692	0.119	168.0
18	29	Emilio Cipriani	VEN	Cram Motorsport	ITA		9	6	1:32.830	2.014	0.322	167.4
<b>Rookie</b>												
1	97	Roman Stanek	CZE	US Racing	DEU	R	9	8	1:30.365			172.0
2	7	Paul Aron	EST	Prema Powerteam	ITA	R	10	7	1:30.558	0.193	0.193	171.6
3	26	Joshua Dürksen	PRY	BWT Mucke Motorsport	DEU	R	11	7	1:30.974	0.609	0.416	170.8
4	17	Jonny Edgar	GBR	Jenzer Motorsport	CHE	R	10	6	1:31.149	0.784	0.175	170.5
5	31	Pietro Delli Guanti	ITA	BVM Racing	ITA	R	9	7	1:31.420	1.055	0.271	170.0
6	2	Nico Göhler	DEU	BWT Mucke Motorsport	DEU	R	11	9	1:31.550	1.185	0.130	169.7
7	21	Axel Gnos	CHE	Jenzer Motorsport	CHE	R	10	9	1:31.597	1.232	0.047	169.7
8	55	Roe Meyuhas	ISR	Cram Motorsport	ITA	R	11	9	1:31.641	1.276	0.044	169.6
9	94	Daniel Vebster	SWE	Cram Motorsport	ITA	R	9	8	1:31.803	1.438	0.162	169.3
10	14	Nicola Marinangeli	ITA	Bhaitech Srl	ITA	R	11	6	1:32.253	1.888	0.450	168.5
11	28	Sebastian Freymuth	DEU	AS Motorsport	SVN	R	11	9	1:32.400	2.035	0.147	168.2
12	12	Filipe Ugran	ROU	BVM Racing	ITA	R	11	6	1:32.513	2.148	0.113	168.0
13	18	Emidio Pesce	ITA	Jenzer Motorsport	CHE	R	10	6	1:32.684	2.319	0.171	167.7
14	99	Erwin Zanotti	ITA	BWT Mucke Motorsport	DEU	R	10	5	1:32.821	2.456	0.137	167.4

Published at:.....

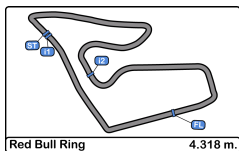
Track Temp: **26.1 °C** Air Temp: **19.4 °C** Humidity: **45 %** Track **WET**

Stewards:

Race Director:

Timekeeper:





**Red Bull Ring**  
**F4 Italian Championship**  
**Qualifying - 1**





**Provisional 2 Fastest Lap Results**

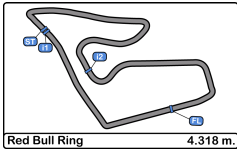
Cls	Nº	Driver	Nat	Competitor	Nat	Rookie	Cls	Laps	Best	Time	Gap	Interval	Km/h
1	97	Roman Stanek	CZE	US Racing	DEU	R	1	9	7	1:30.674			172.0
2	7	Paul Aron	EST	Prema Powerteam	ITA	R	2	10	9	1:30.804	0.130	0.130	171.6
3	62	Dennis Hauger	NOR	Van Amersfoort Racing	NDL			11	10	1:30.955	0.281	0.151	170.9
4	26	Joshua Dürksen	PRY	BWT Mücke Motorsport	DEU	R	3	11	9	1:31.037	0.363	0.082	170.8
5	25	William Alatalo	FIN	BWT Mücke Motorsport	DEU			11	10	1:31.068	0.394	0.031	170.8
6	11	Alessandro Famularo	VEN	Prema Powerteam	ITA			10	9	1:31.083	0.409	0.015	170.9
7	5	Gianluca Petecof	BRA	Prema Powerteam	ITA			10	6	1:31.125	0.451	0.042	170.6
8	4	Niklas Krütten	DEU	Van Amersfoort Racing	NDL			11	6	1:31.151	0.477	0.026	171.1
9	23	Gregoire Saucy	CHE	R-ace GP	FRA			9	8	1:31.315	0.641	0.164	170.3
10	17	Jonny Edgar	GBR	Jenzer Motorsport	CHE	R	4	10	9	1:31.317	0.643	0.002	170.5
11	10	Oliver Rasmussen	DNK	Prema Powerteam	ITA			10	7	1:31.340	0.666	0.023	170.3
12	16	Giorgio Carrara	ARG	Jenzer Motorsport	CHE			10	5	1:31.407	0.733	0.067	171.1
13	57	Mikhael Belov	RUS	Bhaitech Srl	ITA			10	7	1:31.487	0.813	0.080	170.1
14	33	Jesse Salmenautio	FIN	DRZ Benelli Srl	ITA			10	6	1:31.488	0.814	0.001	169.9
15	20	Ivan Berets	RUS	DRZ Benelli Srl	ITA			10	6	1:31.558	0.884	0.070	169.7
16	31	Pietro Delli Guanti	ITA	BVM Racing	ITA	R	5	9	8	1:31.649	0.975	0.091	170.0
17	55	Roe Meyuhass	ISR	Cram Motorsport	ITA	R	6	11	10	1:31.722	1.048	0.073	169.6
18	8	Lucas Allecco Roy	DEU	Van Amersfoort Racing	NDL			10	8	1:31.730	1.056	0.008	169.8
19	2	Nico Göhler	DEU	BWT Mücke Motorsport	DEU	R	7	11	10	1:31.734	1.060	0.004	169.7
20	6	Ido Cohen	ISR	Van Amersfoort Racing	NDL			10	4	1:31.801	1.127	0.067	169.9
21	21	Axel Gnos	CHE	Jenzer Motorsport	CHE	R	8	10	8	1:32.044	1.370	0.243	169.7
22	94	Daniel Vebster	SWE	Cram Motorsport	ITA	R	9	9	5	1:32.057	1.383	0.013	169.3
23	22	Umberto Laganella	ITA	Bhaitech Srl	ITA			9	5	1:32.069	1.395	0.012	169.1
24	88	Amna Al Qubaisi	UAE	Abu Dhabi Racing	UAE			11	10	1:32.450	1.776	0.381	168.2
25	24	Laszlo Toth	HUN	R-ace GP	FRA			11	10	1:32.474	1.800	0.024	168.4
26	78	Hamda Al Qubaisi		Abu Dhabi Racing	UAE			10	6	1:32.586	1.912	0.112	168.0
27	14	Nicola Marinangeli	ITA	Bhaitech Srl	ITA	R	10	11	10	1:32.603	1.929	0.017	168.5
28	12	Filipe Ugran	ROU	BVM Racing	ITA	R	11	11	5	1:32.694	2.020	0.091	168.0
29	29	Emilio Cipriani	VEN	Cram Motorsport	ITA			9	8	1:32.916	2.242	0.222	167.4
30	99	Erwin Zanotti	ITA	BWT Mücke Motorsport	DEU	R	12	10	9	1:32.975	2.301	0.059	167.4
31	28	Sebastian Freymuth	DEU	AS Motorsport	SVN	R	13	11	5	1:33.030	2.356	0.055	168.2
32	18	Emidio Pesce	ITA	Jenzer Motorsport	CHE	R	14	10	3	1:33.704	3.030	0.674	167.7

CAR 88 LAST LAP TIME DELETED TRACK LIMITS T1  
 CAR 22 LAST LAP TIME DELETED TRACK LIMITS T1  
 CAR 12 LAST LAP TIME DELETED TRACK LIMITS T9  
 CAR 94 LAST LAP TIME DELETED TRACK LIMITS T1  
 CAR 8 LAST LAP TIME DELETED TRACK LIMITS T1  
 CAR 16 LAST LAP TIME DELETED TRACK LIMITS T1  
 CAR 94 LAST LAP TIME DELETED TRACK LIMITS T1  
 CAR 97 LAST LAP TIME DELETED TRACK LIMITS T1  
 CAR 7, 10, 14, 57 LAST LAP TIME DELETED TRACK LIMITS T1  
 CAR 7, 10, 14, 57 LAST LAP TIME DELETED TRACK LIMITS T1  
 CAR 88 LAST LAP TIME DELETED TRACK LIMITS T1  
 CAR 16, 94, 55 LAST LAP TIME DELETED TRACK LIMITS T1  
 CAR 88, 25, 5 LAST LAP TIME DELETED TRACK LIMITS T1  
 CAR 55, 21, 17, 94 LAST LAP TIME DELETED TRACK LIMITS T1  
 CAR 23, 25 LAST LAP TIME DELETED TRACK LIMITS T1  
 CAR 12, 57, 16, 6, 94 LAST LAP TIME DELETED TRACK LIMITS T1

Published at: ..... Track Temp: **26.1 °C** Air Temp: **19.4 °C** Humidity: **45 %** Track Status: **WET**

<b>Stewards:</b>	<b>Race Director:</b>	<b>Timekeeper:</b> 
------------------	-----------------------	---





**Red Bull Ring**  
**F4 Italian Championship**  
**Qualifying - 1**  
**Provisional 2 Fastest Lap Results**



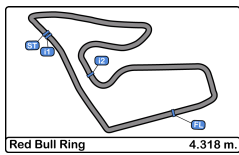
CAR 5 LAST LAP TIME DELETED TRACK LIMITS T1  
 CAR 54, 24, 12, 57 LAST LAP TIME DELETED TRACK LIMITS T1

Published at:.....

Track Temp: **26.1 °C** Air Temp: **19.4 °C** Humidity: **45 %** Track Status: **WET**

<b>Stewards:</b>	<b>Race Director:</b>	<b>Timekeeper:</b> 
------------------	-----------------------	---



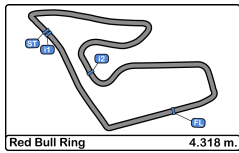


**Red Bull Ring**  
**F4 Italian Championship**  
**Qualifying - 1**  
**Lap Analysis**



2 Nico Göhler Tatuus F.4 T014 Abarth							7 Paul Aron Tatuus F.4 T014 Abarth							
R BWT Mucke Motorsport							R Prema Powerteam							
Lap	D	Time	Sector 1	Sector 2	Sector 3	T. Spd	Lap	D	Time	Sector 1	Sector 2	Sector 3	T. Spd	Elapsed
1		11:25:37.882	11:24:16.788	50.111	30.983	148.5	1		11:24:54.799	11:23:39.161	46.115	29.523	195.2	11:24:54.799
2		1:35.259	24.611	42.370	28.278	201.8	2		1:41.744	24.437	48.969	28.338	207.6	11:26:36.543
3		1:32.961	23.747	41.437	27.777	208.8	3		1:34.002	24.093	41.758	28.151	204.9	11:28:10.545
4		1:32.744	23.740	41.281	27.723	211.3	4		1:40.057	23.658	45.924	30.475	212.1	11:29:50.602
5		1:32.053	23.619	40.824	27.610	210.1	5		<del>1:31.318</del>	23.529	40.540	27.249	210.9	11:31:21.920
6		1:31.746	23.532	40.768	27.446	212.5	6		<del>1:30.948</del>	23.287	40.478	27.183	212.5	11:32:52.868
7		1:32.194	<b>23.387</b>	41.182	27.625	213.8	7		<b>1:30.558</b>	<b>23.212</b>	<b>40.276</b>	<b>27.070</b>	213.0	11:34:23.426
8		1:32.214	23.457	41.297	27.460	214.2	8		1:31.082	23.246	40.630	27.206	213.8	11:35:54.508
9		<b>1:31.550</b>	23.411	<b>40.765</b>	<b>27.374</b>	213.0	9		1:30.804	23.314	40.325	27.165	213.0	11:37:25.312
10		1:31.734	23.420	40.825	27.489	212.5	10		1:44.320 P	23.373	40.472	40.475	212.1	11:39:09.632
11		1:52.804 P	25.722	44.224	42.858	171.4	11							
4 Niklas Krütten Tatuus F.4 T014 Abarth							8 Lucas Allecco Roy Tatuus F.4 T014 Abarth							
Van Amersfoort Racing							Van Amersfoort Racing							
Lap	D	Time	Sector 1	Sector 2	Sector 3	T. Spd	Lap	D	Time	Sector 1	Sector 2	Sector 3	T. Spd	Elapsed
1		11:25:04.160	11:23:41.625	49.457	33.078	170.0	1		11:26:18.763	11:24:50.048	54.217	34.498	153.6	11:26:18.763
2		1:48.200	28.026	47.159	33.015	177.3	2		1:46.469	27.754	47.423	31.292	185.5	11:28:05.232
3		1:44.395	26.938	48.312	29.145	179.1	3		<del>1:47.394</del>	26.856	51.011	29.527	156.0	11:29:52.626
4		1:37.381	24.987	43.446	28.948	188.1	4		1:32.826	23.591	41.272	27.963	210.9	11:31:25.452
5		1:31.842	23.392	40.913	27.537	212.5	5		1:32.288	23.512	41.424	27.352	212.5	11:32:57.740
6		1:31.151	23.357	40.544	27.250	212.5	6		1:33.231	23.505	<b>40.707</b>	29.019	210.9	11:34:30.971
7		<b>1:30.816</b>	23.291	40.487	<b>27.038</b>	213.4	7		1:33.056	23.949	41.434	27.673	209.7	11:36:04.027
8		1:35.273	<b>23.163</b>	42.068	30.042	216.0	8		1:31.730	23.632	40.914	27.184	210.1	11:37:35.757
9		<del>1:30.832</del>	23.342	<b>40.332</b>	27.158	213.0	9		<b>1:31.540</b>	<b>23.447</b>	40.945	<b>27.148</b>	210.1	11:39:07.297
10		1:31.407	23.261	40.559	27.587	213.8	10		1:44.451 P	25.114	41.667	37.670	207.2	11:40:51.748
11		1:49.783 P	23.805	44.026	41.952	200.0	11							
5 Gianluca Petecof Tatuus F.4 T014 Abarth							10 Oliver Rasmussen Tatuus F.4 T014 Abarth							
Prema Powerteam							Prema Powerteam							
Lap	D	Time	Sector 1	Sector 2	Sector 3	T. Spd	Lap	D	Time	Sector 1	Sector 2	Sector 3	T. Spd	Elapsed
1		11:26:17.732	11:24:52.342	51.507	33.883	161.6	1		11:26:23.323	11:24:59.628	51.163	32.532	160.2	11:26:23.323
2		1:46.772	27.967	47.271	31.534	175.3	2		1:43.179	25.367	45.000	32.812	204.5	11:28:06.502
3		1:47.252	27.058	51.074	29.120	143.0	3		1:47.018	25.598	48.429	32.991	195.6	11:29:53.520
4		1:32.971	23.544	41.628	27.799	211.3	4		<del>1:32.318</del>	23.659	41.105	27.554	210.1	11:31:25.838
5		<b>1:31.081</b>	23.437	40.516	27.128	212.5	5		1:40.622	<b>23.364</b>	48.803	28.455	216.4	11:33:06.460
6		1:31.125	23.267	40.626	27.232	213.0	6		1:32.053	23.542	41.175	27.336	209.7	11:34:38.513
7		<del>1:30.707</del>	<b>23.237</b>	<b>40.348</b>	<b>27.122</b>	213.8	7		1:31.340	23.470	<b>40.555</b>	27.315	211.3	11:36:09.853
8		1:35.154	23.689	44.235	27.230	170.8	8		1:31.522	23.523	40.754	27.245	209.7	11:37:41.375
9		<del>1:46.898</del>	23.467	52.945	30.486	211.3	9		<b>1:31.278</b>	23.521	40.599	<b>27.158</b>	210.1	11:39:12.653
10		1:53.315 P	24.012	47.975	41.328	209.3	10		1:41.126 P	23.780	41.377	35.969	209.3	11:40:53.779
6 Ido Cohen Tatuus F.4 T014 Abarth							11 Alessandro Famularo Tatuus F.4 T014 Abarth							
Van Amersfoort Racing							Prema Powerteam							
Lap	D	Time	Sector 1	Sector 2	Sector 3	T. Spd	Lap	D	Time	Sector 1	Sector 2	Sector 3	T. Spd	Elapsed
1		11:25:37.961	11:24:16.055	50.359	31.547	145.7	1		11:26:16.136	11:24:40.651	1:02.164	33.321	125.8	11:26:16.136
2		1:40.441	27.155	44.503	28.783	174.1	2		1:40.929	27.263	44.775	28.891	194.9	11:27:57.065
3		1:33.989	24.279	41.689	28.021	198.8	3		1:33.939	24.335	42.003	27.601	203.7	11:29:31.004
4		1:31.801	23.459	40.978	27.364	210.9	4		1:32.172	23.626	41.045	27.501	209.3	11:31:03.176
5		1:32.029	23.424	40.858	27.747	213.4	5		1:38.123	25.572	43.517	29.034	147.1	11:32:41.299
6		<b>1:31.450</b>	23.425	<b>40.693</b>	27.332	212.5	6		1:31.256	23.375	40.624	27.257	213.0	11:34:12.555
7		1:33.699	23.347	43.049	<b>27.303</b>	215.5	7		1:31.579	23.345	40.424	27.810	212.1	11:35:44.134
8		1:32.057	<b>23.321</b>	41.417	27.319	213.0	8		<b>1:30.925</b>	23.331	<b>40.342</b>	<b>27.252</b>	213.0	11:37:15.059
9		<del>1:31.938</del>	23.322	41.278	27.338	213.0	9		1:31.083	<b>23.276</b>	40.366	27.441	213.8	11:38:46.142
10		1:54.355 P	26.091	47.406	40.858	175.6	10		1:51.060 P	23.375	45.143	42.542	210.9	11:40:37.202





**Red Bull Ring**  
**F4 Italian Championship**  
**Qualifying - 1**  
**Lap Analysis**



**12** Filipe Ugran Tatuus F.4 T014 Abarth  
 R BVM Racing

Lap D	Time	Sector 1	Sector 2	Sector 3	T. Spd	Elapsed
1	11:25:28.502	11:23:59.791	57.596	31.115	145.5	11:25:28.502
2	1:39.598	27.347	44.148	28.103	167.4	11:27:08.100
3	<del>1:33.287</del>	23.805	41.534	27.948	207.6	11:28:41.387
4	1:33.555	23.905	41.213	28.437	208.8	11:30:14.942
5	1:32.694	23.525	40.980	28.189	210.9	11:31:47.636
6	<b>1:32.513</b>	23.529	41.401	27.583	213.0	11:33:20.149
7	1:32.873	23.467	40.891	28.515	210.9	11:34:53.022
8	<del>1:32.292</del>	23.594	40.814	27.884	211.3	11:36:25.314
9	<del>1:31.666</del>	<b>23.450</b>	<b>40.701</b>	<b>27.455</b>	212.1	11:37:56.920
10	1:38.858	25.728	44.195	28.935	182.4	11:39:35.778
11	2:02.689 P	26.946	52.055	43.688	147.1	11:41:38.467

**18** Emidio Pesce Tatuus F.4 T014 Abarth  
 R Jenzer Motorsport

Lap D	Time	Sector 1	Sector 2	Sector 3	T. Spd	Elapsed
1	11:25:14.280	11:23:56.617	47.196	30.467	167.1	11:25:14.280
2	1:40.954	26.163	44.541	30.250	179.7	11:26:55.234
3	1:33.704	23.796	41.767	28.141	210.5	11:28:28.938
4	1:33.806	24.244	41.950	<b>27.612</b>	209.7	11:30:02.744
5	1:34.896	23.728	43.334	27.834	208.0	11:31:37.640
6	<b>1:32.684</b>	<b>23.675</b>	<b>41.178</b>	27.831	211.3	11:33:10.324
7	1:43.243	23.743	48.576	30.924	211.7	11:34:53.567
8	1:34.685	23.747	42.909	28.029	211.7	11:36:28.252
9	1:33.811	23.792	42.305	27.714	209.3	11:38:02.063
10	1:44.507 P	23.687	42.676	38.144	208.8	11:39:46.570

**14** Nicola Marinangeli Tatuus F.4 T014 Abarth  
 R Bhaitech Srl

Lap D	Time	Sector 1	Sector 2	Sector 3	T. Spd	Elapsed
1	11:25:05.061	11:23:47.329	47.600	30.132	188.1	11:25:05.061
2	1:41.397	25.001	44.820	31.576	206.1	11:26:46.458
3	1:35.188	24.919	41.961	28.308	206.8	11:28:21.646
4	1:33.074	23.860	41.250	27.964	208.8	11:29:54.720
5	<del>1:32.967</del>	23.867	41.032	27.968	209.3	11:31:27.587
6	<b>1:32.253</b>	<b>23.617</b>	40.987	<b>27.649</b>	210.1	11:32:59.840
7	1:32.796	23.694	41.079	28.023	208.8	11:34:32.636
8	1:38.729	25.428	45.554	27.747	175.0	11:36:11.365
9	1:32.619	23.677	41.193	27.749	209.3	11:37:43.984
10	1:32.603	23.756	<b>40.955</b>	27.892	208.4	11:39:16.587
11	1:44.692 P	23.737	40.955	40.000	208.0	11:41:01.279

**20** Ivan Berets Tatuus F.4 T014 Abarth  
 DRZ Benelli Srl

Lap D	Time	Sector 1	Sector 2	Sector 3	T. Spd	Elapsed
1	11:25:18.917 P	11:23:51.145	49.465	38.307	160.4	11:25:18.917
2	2:32.274	1:22.374	42.336	27.564	189.8	11:27:51.191
3	1:32.034	23.832	41.021	<b>27.181</b>	206.8	11:29:23.225
4	1:31.928	23.797	40.808	27.323	206.1	11:30:55.153
5	1:32.081	<b>23.540</b>	41.260	27.281	208.4	11:32:27.234
6	1:31.558	23.554	40.713	27.291	210.5	11:33:58.792
7	1:39.853	23.931	48.498	27.424	186.8	11:35:38.645
8	<b>1:31.553</b>	23.671	<b>40.609</b>	27.273	206.1	11:37:10.198
9	1:31.808	23.662	40.927	27.219	208.8	11:38:42.006
10	2:02.665 P	25.111	55.216	42.338	193.8	11:40:44.671

**16** Giorgio Carrara Tatuus F.4 T014 Abarth  
 R Jenzer Motorsport

Lap D	Time	Sector 1	Sector 2	Sector 3	T. Spd	Elapsed
1	11:25:07.638	11:23:50.202	47.251	30.185	170.0	11:25:07.638
2	1:43.488	25.909	46.390	31.189	184.9	11:26:51.126
3	1:42.406	26.247	47.665	28.494	194.9	11:28:33.532
4	<del>1:39.984</del>	25.583	45.362	28.136	177.6	11:30:12.613
5	1:31.407	23.599	40.705	27.103	210.9	11:31:44.020
6	<del>1:43.204</del>	25.334	50.388	27.482	167.7	11:33:27.224
7	<b>1:30.844</b>	23.372	<b>40.474</b>	<b>26.998</b>	213.0	11:34:58.068
8	<del>1:34.136</del>	<b>23.226</b>	42.887	28.023	213.8	11:36:32.204
9	<del>1:30.876</del>	23.328	40.492	27.056	212.5	11:38:03.080
10	1:45.528 P	24.533	42.597	38.398	189.1	11:39:48.608

**21** Axel Gnos Tatuus F.4 T014 Abarth  
 R Jenzer Motorsport

Lap D	Time	Sector 1	Sector 2	Sector 3	T. Spd	Elapsed
1	11:25:16.629	11:23:57.581	47.142	31.906	171.7	11:25:16.629
2	1:41.126	26.615	44.428	30.083	189.1	11:26:57.755
3	1:45.934	25.057	47.876	33.001	202.6	11:28:43.689
4	1:33.598	24.046	41.800	27.752	208.4	11:30:17.287
5	1:32.560	23.764	41.301	27.495	209.7	11:31:49.847
6	1:32.258	23.602	41.184	27.472	211.7	11:33:22.105
7	<del>1:32.087</del>	23.560	41.105	27.422	210.5	11:34:54.192
8	1:32.044	<b>23.447</b>	40.936	27.661	215.5	11:36:26.236
9	<b>1:31.597</b>	23.490	<b>40.733</b>	<b>27.374</b>	212.1	11:37:57.833
10	1:42.101 P	23.530	40.870	37.701	211.3	11:39:39.934

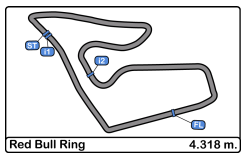
**17** Jonny Edgar Tatuus F.4 T014 Abarth  
 R Jenzer Motorsport

Lap D	Time	Sector 1	Sector 2	Sector 3	T. Spd	Elapsed
1	11:25:44.096	11:24:26.240	47.569	30.287	176.7	11:25:44.096
2	1:42.800	26.459	46.379	29.962	191.1	11:27:26.896
3	1:32.453	23.752	41.202	27.499	209.3	11:28:59.349
4	1:32.018	23.548	41.180	27.290	209.3	11:30:31.367
5	1:31.593	23.480	40.971	27.142	209.7	11:32:02.960
6	<b>1:31.149</b>	23.319	40.710	<b>27.120</b>	212.5	11:33:34.109
7	<del>1:31.106</del>	23.320	40.720	27.156	211.7	11:35:05.305
8	1:34.455	<b>23.285</b>	43.069	28.101	213.0	11:36:39.760
9	1:31.317	23.445	<b>40.625</b>	27.247	210.9	11:38:11.077
10	1:53.573 P	27.866	46.244	39.463	180.6	11:40:04.650

**22** Umberto Laganella Tatuus F.4 T014 Abarth  
 R Bhaitech Srl

Lap D	Time	Sector 1	Sector 2	Sector 3	T. Spd	Elapsed
1	11:25:03.920	11:23:44.093	47.693	32.134	192.8	11:25:03.920
2	1:41.166	24.980	45.273	30.913	203.0	11:26:45.086
3	1:33.150	23.620	41.412	28.118	211.3	11:28:18.236
4	<del>1:36.085</del>	23.578	41.670	30.837	212.1	11:29:54.321
5	1:32.069	23.496	41.035	27.538	213.8	11:31:26.390
6	<b>1:31.875</b>	<b>23.332</b>	41.114	27.429	216.0	11:32:58.265
7	1:43.335	23.360	52.621	<b>27.354</b>	214.7	11:34:41.600
8	1:32.241	23.398	<b>40.560</b>	28.283	213.0	11:36:13.841
9	1:48.196 P	26.760	41.977	39.459	204.1	11:38:02.037





**Red Bull Ring**  
**F4 Italian Championship**  
**Qualifying - 1**  
**Lap Analysis**



**23** Gregoire Saucy Tatuus F.4 T014 Abarth **28** Sebastian Freymuth Tatuus F.4 T014 Abarth  
 R-race GP R AS Motorsport

Lap	D	Time	Sector 1	Sector 2	Sector 3	T. Spd	Elapsed	Lap	D	Time	Sector 1	Sector 2	Sector 3	T. Spd	Elapsed
1		11:26:24.083	11:25:08.913	45.249	29.921	167.4	11:26:24.083	1		11:25:13.451	11:23:52.954	50.142	30.355	170.6	11:25:13.451
2		1:36.581	25.239	43.285	28.057	201.1	11:28:00.664	2		1:39.869	24.693	43.607	31.569	204.5	11:26:53.320
3		1:32.839	23.801	41.363	27.675	213.4	11:29:33.503	3		1:35.168	24.186	42.306	28.676	211.7	11:28:28.488
4		1:31.667	23.464	40.818	27.385	212.5	11:31:05.170	4		1:35.390	24.193	42.717	28.480	206.1	11:30:03.878
5		<b>1:31.227</b>	<b>23.325</b>	40.755	27.147	213.0	11:32:36.397	5		1:33.030	23.933	41.225	27.872	208.8	11:31:36.908
6		1:31.324	23.450	40.638	27.236	211.7	11:34:07.721	6		1:33.033	23.781	41.298	27.954	208.4	11:33:09.941
7		<del>1:34.043</del>	24.586	42.369	<b>27.058</b>	196.7	11:35:41.734	7		1:35.301	23.794	43.684	27.823	208.4	11:34:45.242
8		1:31.315	23.358	40.659	27.298	213.4	11:37:13.049	8		1:34.571	23.861	41.737	28.973	209.7	11:36:19.813
9		1:40.620 P	23.644	<b>40.502</b>	36.474	211.7	11:38:53.669	9		<b>1:32.400</b>	<b>23.622</b>	41.178	<b>27.600</b>	210.1	11:37:52.213
10								10		1:34.981	23.655	<b>40.932</b>	30.394	209.3	11:39:27.194
11								11		1:52.657 P	24.499	42.783	45.375	210.1	11:41:19.851

**24** Laszlo Toth Tatuus F.4 T014 Abarth **29** Emilio Cipriani Tatuus F.4 T014 Abarth  
 R-race GP R Cram Motorsport

Lap	D	Time	Sector 1	Sector 2	Sector 3	T. Spd	Elapsed	Lap	D	Time	Sector 1	Sector 2	Sector 3	T. Spd	Elapsed
1		11:25:29.114	11:24:02.082	56.873	30.159	143.4	11:25:29.114	1		11:25:46.082	11:24:15.894	58.761	31.427	72.0	11:25:46.082
2		1:35.971	24.204	43.077	28.690	208.0	11:27:05.085	2		1:41.749	25.376	46.006	30.367	186.8	11:27:27.831
3		1:33.945	23.974	41.615	28.356	208.0	11:28:39.030	3		1:33.449	23.845	41.825	27.779	208.8	11:29:01.280
4		1:33.975	23.837	41.932	28.206	208.8	11:30:13.005	4		1:51.415	23.796	57.963	29.656	207.2	11:30:52.695
5		1:33.564	23.852	42.098	27.614	210.1	11:31:46.569	5		1:32.960	23.971	41.320	27.669	206.8	11:32:25.655
6		<b>1:32.302</b>	23.493	41.214	27.595	212.1	11:33:18.871	6		<b>1:32.830</b>	24.009	<b>41.238</b>	<b>27.583</b>	207.2	11:33:58.485
7		1:32.542	23.647	41.172	27.723	209.7	11:34:51.413	7		1:41.432	24.456	49.079	27.897	196.0	11:35:39.917
8		1:32.680	<b>23.422</b>	41.393	27.865	211.7	11:36:24.093	8		1:32.916	<b>23.731</b>	41.515	27.670	208.8	11:37:12.833
9		<del>1:32.039</del>	23.579	<b>40.917</b>	<b>27.543</b>	211.7	11:37:56.132	9		1:51.969 P	24.407	44.700	42.862	209.7	11:39:04.802
10		1:32.474	23.623	41.235	27.616	210.1	11:39:28.606								
11		1:49.635 P	23.836	42.492	43.307	210.1	11:41:18.241								

**25** William Alatalo Tatuus F.4 T014 Abarth **31** Pietro Delli Guanti Tatuus F.4 T014 Abarth  
 BWT Mucke Motorsport R BVM Racing

Lap	D	Time	Sector 1	Sector 2	Sector 3	T. Spd	Elapsed	Lap	D	Time	Sector 1	Sector 2	Sector 3	T. Spd	Elapsed
1		11:25:01.240	11:23:38.587	49.494	33.159	183.3	11:25:01.240	1		11:25:22.707	11:24:02.446	48.897	31.364	161.1	11:25:22.707
2		1:38.160	25.991	42.337	29.832	204.1	11:26:39.400	2		1:38.227	26.099	42.232	29.896	170.6	11:27:00.934
3		1:31.916	23.506	40.975	27.435	209.7	11:28:11.316	3		1:33.195	23.848	41.526	27.821	208.4	11:28:34.129
4		1:34.903	24.270	42.368	28.265	193.8	11:29:46.219	4		1:46.528 P	23.838	41.033	41.657	209.7	11:30:20.657
5		1:31.457	23.526	40.761	27.170	209.7	11:31:17.676	5		4:03.745	2:52.978	42.199	28.568	158.1	11:34:24.402
6		1:31.427	23.475	40.736	27.216	210.9	11:32:49.103	6		1:32.005	23.592	40.926	27.487	211.7	11:35:56.407
7		<del>1:31.037</del>	23.325	40.601	27.111	211.7	11:34:20.140	7		<b>1:31.420</b>	<b>23.408</b>	<b>40.656</b>	<b>27.356</b>	213.4	11:37:27.827
8		<del>1:35.780</del>	<b>23.318</b>	44.769	27.693	211.7	11:35:55.920	8		1:31.649	23.500	40.713	27.436	210.9	11:38:59.476
9		<b>1:30.981</b>	23.402	<b>40.564</b>	<b>27.015</b>	211.7	11:37:26.901	9		1:48.295 P	23.867	44.737	39.691	159.0	11:40:47.771
10		1:31.068	23.335	40.632	27.101	211.7	11:38:57.969								
11		1:51.241 P	24.849	46.410	39.982	157.4	11:40:49.210								

**26** Joshua Dürksen Tatuus F.4 T014 Abarth **33** Jesse Salmenautio Tatuus F.4 T014 Abarth  
 R BWT Mucke Motorsport DRZ Benelli Srl

Lap	D	Time	Sector 1	Sector 2	Sector 3	T. Spd	Elapsed	Lap	D	Time	Sector 1	Sector 2	Sector 3	T. Spd	Elapsed
1		11:24:55.188	11:23:39.334	46.547	29.307	165.3	11:24:55.188	1		11:25:52.679	11:24:31.866	49.317	31.496	145.9	11:25:52.679
2		1:38.857	25.055	45.694	28.108	167.7	11:26:34.045	2		2:24.275	1:01.301	44.542	38.432	183.0	11:28:16.954
3		1:36.994	23.652	41.821	31.521	210.1	11:28:11.039	3		1:53.476	23.764	55.743	33.969	210.9	11:30:10.430
4		1:32.415	23.612	41.534	27.269	215.1	11:29:43.454	4		1:33.183	23.825	41.655	27.703	210.1	11:31:43.613
5		1:31.968	23.778	40.772	27.418	209.3	11:31:15.422	5		1:32.091	23.379	41.131	27.581	213.4	11:33:15.704
6		1:31.056	23.482	40.540	<b>27.034</b>	210.9	11:32:46.478	6		1:31.488	23.392	40.792	<b>27.304</b>	210.5	11:34:47.192
7		<b>1:30.974</b>	23.381	<b>40.375</b>	27.218	211.7	11:34:17.452	7		1:31.847	<b>23.350</b>	41.131	27.366	213.0	11:36:19.039
8		1:31.137	23.359	40.478	27.300	212.1	11:35:48.589	8		<b>1:31.478</b>	23.407	<b>40.678</b>	27.393	210.9	11:37:50.517
9		1:31.037	<b>23.308</b>	40.509	27.220	214.2	11:37:19.626	9		1:31.814	23.669	40.839	27.306	209.7	11:39:22.331
10		1:31.103	23.537	40.400	27.166	210.9	11:38:50.729	10		1:43.979 P	23.472	43.333	37.174	210.9	11:41:06.310
11		1:51.911 P	27.476	45.120	39.315	173.0	11:40:42.640								







**Red Bull Ring**  
**F4 Italian Championship**  
**Qualifying - 1**  
**Lap Analysis**



<b>55</b>	Roee Meyuhas	Tatuus F.4 T014 Abarth	<b>88</b>
	R	Cram Motorsport	Abu Dhabi Racing

Lap	D	Time	Sector 1	Sector 2	Sector 3	T. Spd	Elapsed	Lap	D	Time	Sector 1	Sector 2	Sector 3	T. Spd	Elapsed
1		11:25:11.856	11:23:51.912	49.780	30.164	169.0	11:25:11.856	1		11:24:52.900	11:23:34.836	48.509	29.555	181.8	11:24:52.900
2		1:39.446	24.342	43.957	31.147	207.6	11:26:51.302	2		1:35.438	24.436	42.632	28.370	206.5	11:26:28.338
3		1:41.851	24.407	43.340	34.104	208.4	11:28:33.153	3		<del>1:35.498</del>	24.140	41.632	29.426	207.2	11:28:03.536
4		1:32.823	23.811	41.390	27.622	209.3	11:30:05.976	4		1:33.410	23.971	41.293	28.146	208.4	11:29:36.946
5		1:32.113	23.599	40.995	27.519	210.9	11:31:38.089	5		1:33.267	23.969	41.413	27.885	207.6	11:31:10.213
6		<del>1:39.674</del>	25.883	43.723	30.068	187.8	11:33:17.763	6		<del>1:32.799</del>	23.893	41.136	27.770	208.8	11:32:43.012
7		<del>1:32.745</del>	23.525	41.434	27.786	212.5	11:34:50.508	7		<del>1:32.644</del>	23.716	41.131	27.764	210.1	11:34:15.623
8		1:33.191	23.594	41.364	28.233	212.1	11:36:23.699	8		1:32.389	23.553	41.228	27.608	209.3	11:35:48.012
9		1:31.641	23.405	40.771	27.465	213.4	11:37:55.340	9		1:33.008	23.805	41.476	27.727	209.7	11:37:21.020
10		1:31.722	23.465	40.871	27.386	211.7	11:39:27.062	10		1:32.450	23.652	41.029	27.769	210.9	11:38:53.470
11		1:49.708 P	23.895	43.107	42.706	197.8	11:41:16.770	11		1:52.910 P	28.169	45.672	39.069	144.9	11:40:46.380

<b>57</b>	Mikhael Belov	Tatuus F.4 T014 Abarth	<b>94</b>
	Bhaitech Srl	R	Cram Motorsport

Lap	D	Time	Sector 1	Sector 2	Sector 3	T. Spd	Elapsed	Lap	D	Time	Sector 1	Sector 2	Sector 3	T. Spd	Elapsed
1		11:25:03.011	11:23:45.126	47.142	30.743	183.0	11:25:03.011	1		11:25:45.035	11:24:15.212	59.004	30.819	72.8	11:25:45.035
2		1:40.743	24.416	45.836	30.491	204.5	11:26:43.754	2		1:35.826	24.904	42.596	28.326	206.8	11:27:20.861
3		2:01.646	23.676	1:09.153	28.817	208.8	11:28:45.400	3		<del>1:33.510</del>	24.178	41.436	27.896	209.3	11:28:54.371
4		1:36.923	23.616	41.006	32.301	210.5	11:30:22.323	4		<del>1:32.644</del>	23.630	41.355	27.659	211.3	11:30:27.015
5		<del>1:31.609</del>	23.433	40.682	27.494	210.1	11:31:53.932	5		1:32.057	23.535	40.993	27.529	211.3	11:31:59.072
6		1:31.372	23.274	40.857	27.241	212.1	11:33:25.304	6		<del>1:31.882</del>	23.337	41.032	27.513	213.8	11:33:30.954
7		1:31.487	23.338	40.817	27.332	211.3	11:34:56.791	7		<del>1:31.337</del>	23.249	40.688	27.400	214.7	11:35:02.291
8		<del>1:33.557</del>	23.334	42.711	27.512	212.1	11:36:30.348	8		1:31.803	23.314	40.886	27.603	214.7	11:36:34.094
9		<del>1:32.923</del>	23.428	40.828	27.767	210.1	11:38:02.371	9		<del>1:44.293 P</del>	23.223	40.985	40.085	215.1	11:38:18.387
10		1:44.926 P	23.932	43.276	37.718	210.1	11:39:47.297								

<b>62</b>	Dennis Hauger	Tatuus F.4 T014 Abarth	<b>97</b>
	Van Amersfoort Racing	R	US Racing

Lap	D	Time	Sector 1	Sector 2	Sector 3	T. Spd	Elapsed	Lap	D	Time	Sector 1	Sector 2	Sector 3	T. Spd	Elapsed
1		11:25:00.969	11:23:36.784	51.016	33.169	167.1	11:25:00.969	1		11:26:22.406	11:24:57.295	53.059	32.052	150.4	11:26:22.406
2		1:49.151	26.677	49.450	33.024	174.4	11:26:50.120	2		1:37.842	24.528	43.760	29.554	212.5	11:28:00.248
3		1:42.487	25.925	46.962	29.600	175.3	11:28:32.607	3		<del>1:32.606</del>	23.903	40.899	27.804	210.9	11:29:32.854
4		1:38.713	27.286	43.211	28.216	176.7	11:30:11.320	4		1:31.185	23.394	40.697	27.094	212.5	11:31:04.039
5		1:31.138	23.396	40.614	27.128	213.8	11:31:42.458	5		1:35.530	23.319	43.958	28.253	212.1	11:32:39.569
6		1:34.046	23.341	43.306	27.399	212.5	11:33:16.504	6		1:30.786	23.350	40.249	27.187	213.0	11:34:10.355
7		1:30.937	23.262	40.587	27.088	212.5	11:34:47.441	7		1:30.674	23.250	40.428	26.996	213.0	11:35:41.029
8		1:34.865	23.965	42.802	28.098	176.7	11:36:22.306	8		1:30.365	23.038	40.273	27.054	216.4	11:37:11.394
9		1:31.137	23.368	40.304	27.465	211.7	11:37:53.443	9		1:40.974 P	23.412	41.724	35.838	215.1	11:38:52.368
10		1:30.955	23.234	40.518	27.203	211.7	11:39:24.398								
11		1:49.718 P	23.506	44.851	41.361	197.4	11:41:14.116								

<b>78</b>	Hamda Al Qubaisi	Tatuus F.4 T014 Abarth	<b>99</b>
	Abu Dhabi Racing	R	BWT Mucke Motorsport

Lap	D	Time	Sector 1	Sector 2	Sector 3	T. Spd	Elapsed	Lap	D	Time	Sector 1	Sector 2	Sector 3	T. Spd	Elapsed
1		11:25:04.222	11:23:43.273	49.012	31.937	177.3	11:25:04.222	1		11:25:38.485	11:24:18.061	49.314	31.110	161.9	11:25:38.485
2		1:41.989	25.256	45.111	31.622	209.7	11:26:46.211	2		1:36.032	24.493	42.569	28.970	190.4	11:27:14.517
3		1:36.336	25.635	42.396	28.305	209.7	11:28:22.547	3		1:34.887	23.838	42.238	28.811	209.7	11:28:49.404
4		1:33.709	24.148	41.727	27.834	210.5	11:29:56.256	4		1:33.846	24.113	41.283	28.450	208.8	11:30:23.250
5		1:32.835	23.684	41.234	27.917	209.7	11:31:29.091	5		1:32.821	23.738	41.052	28.031	210.9	11:31:56.071
6		1:32.586	23.760	41.077	27.749	210.9	11:33:01.677	6		1:33.944	24.526	41.394	28.024	212.1	11:33:30.015
7		1:32.508	23.760	41.104	27.644	209.7	11:34:34.185	7		1:33.587	23.713	42.004	27.870	211.3	11:35:03.602
8		2:19.481	23.635	1:25.243	30.603	211.3	11:36:53.666	8		1:34.098	23.524	42.574	28.000	212.5	11:36:37.700
9		1:34.054	24.246	41.569	28.239	208.4	11:38:27.720	9		1:32.975	23.601	41.075	28.299	210.5	11:38:10.675
10		1:52.064 P	24.951	43.395	43.718	206.8	11:40:19.784	10		2:04.578 P	28.810	50.923	44.845	149.7	11:40:15.253





**Red Bull Ring**  
**F4 Italian Championship**  
**Qualifying - 1**  
**Best Sectors Results**



Sector - 1				Sector - 2				Sector - 3				Ideal Lap vs Best Lap			
Clas	Nº	Driver	Time	Nº	Driver	Time	Nº	Driver	Time	Clas	Nº	Driver	Ideal Lap	Best Lap	Clas
1	97	Roman Stanek	23.038	97	Roman Stanek	40.249	97	Roman Stanek	26.996	1	97	Roman Stanek	1:30.283	1:30.365	1
2	4	Niklas Krütten	23.163	7	Paul Aron	40.276	16	Giorgio Carrara	26.998	2	4	Niklas Krütten	1:30.533	1:30.816	3
3	7	Paul Aron	23.212	62	Dennis Hauger	40.304	25	William Alatalo	27.015	3	7	Paul Aron	1:30.558	1:30.558	2
4	94	Daniel Vebster	23.223	4	Niklas Krütten	40.332	26	Joshua Dürksen	27.034	4	62	Dennis Hauger	1:30.626	1:30.937	6
5	16	Giorgio Carrara	23.226	11	Alessandro Famularo	40.342	4	Niklas Krütten	27.038	5	16	Giorgio Carrara	1:30.698	1:30.844	4
6	62	Dennis Hauger	23.234	5	Gianluca Petecof	40.348	23	Gregoire Saucy	27.058	6	5	Gianluca Petecof	1:30.707	1:31.081	9
7	5	Gianluca Petecof	23.237	26	Joshua Dürksen	40.375	7	Paul Aron	27.070	7	26	Joshua Dürksen	1:30.717	1:30.974	7
8	57	Mikhael Belov	23.274	16	Giorgio Carrara	40.474	62	Dennis Hauger	27.088	8	11	Alessandro Famularo	1:30.870	1:30.925	5
9	11	Alessandro Famularo	23.276	23	Gregoire Saucy	40.502	17	Jonny Edgar	27.120	9	23	Gregoire Saucy	1:30.885	1:31.227	11
10	17	Jonny Edgar	23.285	10	Oliver Rasmussen	40.555	5	Gianluca Petecof	27.122	10	25	William Alatalo	1:30.897	1:30.981	8
11	26	Joshua Dürksen	23.308	22	Umberto Laganella	40.560	8	Lucas Allecco Roy	27.148	11	17	Jonny Edgar	1:31.030	1:31.149	10
12	25	William Alatalo	23.318	25	William Alatalo	40.564	10	Oliver Rasmussen	27.158	12	10	Oliver Rasmussen	1:31.077	1:31.278	12
13	6	Ido Cohen	23.321	20	Ivan Berets	40.609	20	Ivan Berets	27.181	13	57	Mikhael Belov	1:31.197	1:31.372	13
14	23	Gregoire Saucy	23.325	17	Jonny Edgar	40.625	57	Mikhael Belov	27.241	14	22	Umberto Laganella	1:31.246	1:31.875	23
15	22	Umberto Laganella	23.332	31	Pietro Delli Guanti	40.656	11	Alessandro Famularo	27.252	15	8	Lucas Allecco Roy	1:31.302	1:31.540	17
16	33	Jesse Salmenautio	23.350	33	Jesse Salmenautio	40.678	6	Ido Cohen	27.303	16	94	Daniel Vebster	1:31.311	1:31.803	22
17	10	Oliver Rasmussen	23.364	57	Mikhael Belov	40.682	33	Jesse Salmenautio	27.304	17	6	Ido Cohen	1:31.317	1:31.450	15
18	2	Nico Göhler	23.387	94	Daniel Vebster	40.688	22	Umberto Laganella	27.354	18	20	Ivan Berets	1:31.330	1:31.553	19
19	55	Roe Meyuhas	23.405	6	Ido Cohen	40.693	31	Pietro Delli Guanti	27.356	19	33	Jesse Salmenautio	1:31.332	1:31.478	16
20	31	Pietro Delli Guanti	23.408	12	Filipe Ugran	40.701	21	Axel Gnos	27.374	20	31	Pietro Delli Guanti	1:31.420	1:31.420	14
21	24	Laszlo Toth	23.422	8	Lucas Allecco Roy	40.707	2	Nico Göhler	27.374	21	2	Nico Göhler	1:31.526	1:31.550	18
22	8	Lucas Allecco Roy	23.447	21	Axel Gnos	40.733	55	Roe Meyuhas	27.386	22	21	Axel Gnos	1:31.554	1:31.597	20
23	21	Axel Gnos	23.447	2	Nico Göhler	40.765	94	Daniel Vebster	27.400	23	55	Roe Meyuhas	1:31.562	1:31.641	21
24	12	Filipe Ugran	23.450	55	Roe Meyuhas	40.771	12	Filipe Ugran	27.455	24	12	Filipe Ugran	1:31.606	1:32.513	29
25	99	Erwin Zanotti	23.524	24	Laszlo Toth	40.917	24	Laszlo Toth	27.543	25	24	Laszlo Toth	1:31.882	1:32.302	25
26	20	Ivan Berets	23.540	28	Sebastian Freymuth	40.932	29	Emilio Cipriani	27.583	26	28	Sebastian Freymuth	1:32.154	1:32.400	27
27	88	Amna Al Qubaisi	23.553	14	Nicola Marinangeli	40.955	28	Sebastian Freymuth	27.600	27	88	Amna Al Qubaisi	1:32.190	1:32.389	26
28	14	Nicola Marinangeli	23.617	88	Amna Al Qubaisi	41.029	88	Amna Al Qubaisi	27.608	28	14	Nicola Marinangeli	1:32.221	1:32.253	24
29	28	Sebastian Freymuth	23.622	99	Erwin Zanotti	41.052	18	Emidio Pesce	27.612	29	78	Hamda Al Qubaisi	1:32.356	1:32.508	28
30	78	Hamda Al Qubaisi	23.635	78	Hamda Al Qubaisi	41.077	78	Hamda Al Qubaisi	27.644	30	99	Erwin Zanotti	1:32.446	1:32.821	31
31	18	Emidio Pesce	23.675	18	Emidio Pesce	41.178	14	Nicola Marinangeli	27.649	31	18	Emidio Pesce	1:32.465	1:32.684	30
32	29	Emilio Cipriani	23.731	29	Emilio Cipriani	41.238	99	Erwin Zanotti	27.870	32	29	Emilio Cipriani	1:32.552	1:32.830	32



**Red Bull Ring**  
**F4 Italian Championship**  
**Qualifying - 1**  
**Best 5 Lap Times**



Cls	N°	Driver	Nat	Competitor	Nat	Rookie	Cls	Best 1		Best 2		Best 3		Best 4		Best 5	
								Time	Lap	Time	Lap	Time	Lap	Time	Lap	Time	Lap
1	97	Roman Stanek	CZE	US Racing	DEU	R	1	1:30.365	8	1:30.674	7	1:30.786	6	1:31.185	4	1:35.530	5
2	7	Paul Aron	EST	Prema Powerteam	ITA	R	2	1:30.558	7	1:30.804	9	1:31.082	8	1:34.002	3	1:40.057	4
3	4	Niklas Krütten	DEU	Van Amersfoort Racing	NDL			1:30.816	7	1:31.151	6	1:31.407	10	1:31.842	5	1:35.273	8
4	16	Giorgio Carrara	ARG	Jenzer Motorsport	CHE			1:30.844	7	1:31.407	5	1:42.406	3	1:43.488	2	1:45.528	10
5	11	Alessandro Famularo	VEN	Prema Powerteam	ITA			1:30.925	8	1:31.083	9	1:31.256	6	1:31.579	7	1:32.172	4
6	62	Dennis Hauger	NOR	Van Amersfoort Racing	NDL			1:30.937	7	1:30.955	10	1:31.137	9	1:31.138	5	1:34.046	6
7	26	Joshua Dürksen	PRY	BWT Mucke Motorsport	DEU	R	3	1:30.974	7	1:31.037	9	1:31.056	6	1:31.103	10	1:31.137	8
8	25	William Alatalo	FIN	BWT Mucke Motorsport	DEU			1:30.981	9	1:31.068	10	1:31.427	6	1:31.457	5	1:31.916	3
9	5	Gianluca Petecof	BRA	Prema Powerteam	ITA			1:31.081	5	1:31.125	6	1:32.971	4	1:35.154	8	1:46.772	2
10	17	Jonny Edgar	GBR	Jenzer Motorsport	CHE	R	4	1:31.149	6	1:31.317	9	1:31.593	5	1:32.018	4	1:32.453	3
11	23	Gregoire Saucy	CHE	R-ace GP	FRA			1:31.227	5	1:31.315	8	1:31.324	6	1:31.667	4	1:32.839	3
12	10	Oliver Rasmussen	DNK	Prema Powerteam	ITA			1:31.278	9	1:31.340	7	1:31.522	8	1:32.053	6	1:40.622	5
13	57	Mikhael Belov	RUS	Bhaitech Srl	ITA			1:31.372	6	1:31.487	7	1:36.923	4	1:40.743	2	1:44.926	10
14	31	Pietro Delli Guanti	ITA	BVM Racing	ITA	R	5	1:31.420	7	1:31.649	8	1:32.005	6	1:33.195	3	1:38.227	2
15	6	Ido Cohen	ISR	Van Amersfoort Racing	NDL			1:31.450	6	1:31.801	4	1:32.029	5	1:32.057	8	1:33.699	7
16	33	Jesse Salmenautio	FIN	DRZ Benelli Srl	ITA			1:31.478	8	1:31.488	6	1:31.814	9	1:31.847	7	1:32.091	5
17	8	Lucas Allecco Roy	DEU	Van Amersfoort Racing	NDL			1:31.540	9	1:31.730	8	1:32.288	5	1:32.826	4	1:33.056	7
18	2	Nico Göhler	DEU	BWT Mucke Motorsport	DEU	R	6	1:31.550	9	1:31.734	10	1:31.746	6	1:32.053	5	1:32.194	7
19	20	Ivan Berets	RUS	DRZ Benelli Srl	ITA			1:31.553	8	1:31.558	6	1:31.808	9	1:31.928	4	1:32.034	3
20	21	Axel Gnos	CHE	Jenzer Motorsport	CHE	R	7	1:31.597	9	1:32.044	8	1:32.258	6	1:32.560	5	1:33.598	4
21	55	Roe Meyuhas	ISR	Cram Motorsport	ITA	R	8	1:31.641	9	1:31.722	10	1:32.113	5	1:32.823	4	1:33.191	8
22	94	Daniel Vebster	SW	Cram Motorsport	ITA	R	9	1:31.803	8	1:32.057	5	1:35.826	2				
23	22	Umberto Laganella	ITA	Bhaitech Srl	ITA			1:31.875	6	1:32.069	5	1:32.241	8	1:33.150	3	1:41.166	2
24	14	Nicola Marinangeli	ITA	Bhaitech Srl	ITA	R	10	1:32.253	6	1:32.603	10	1:32.619	9	1:32.796	7	1:33.074	4
25	24	Laszlo Toth	HUN	R-ace GP	FRA			1:32.302	6	1:32.474	10	1:32.542	7	1:32.680	8	1:33.564	5
26	88	Amna Al Qubaisi	UAE	Abu Dhabi Racing	UAE			1:32.389	8	1:32.450	10	1:33.008	9	1:33.267	5	1:33.410	4
27	28	Sebastian Freymuth	DEU	AS Motorsport	SVN	R	11	1:32.400	9	1:33.030	5	1:33.033	6	1:34.571	8	1:34.981	10
28	78	Hamda Al Qubaisi		Abu Dhabi Racing	UAE			1:32.508	7	1:32.586	6	1:32.835	5	1:33.709	4	1:34.054	9
29	12	Filipe Ugran	ROU	BVM Racing	ITA	R	12	1:32.513	6	1:32.694	5	1:32.873	7	1:33.555	4	1:38.858	10
30	18	Emidio Pesce	ITA	Jenzer Motorsport	CHE	R	13	1:32.684	6	1:33.704	3	1:33.806	4	1:33.811	9	1:34.685	8
31	99	Erwin Zanotti	ITA	BWT Mucke Motorsport	DEU	R	14	1:32.821	5	1:32.975	9	1:33.587	7	1:33.846	4	1:33.944	6
32	29	Emilio Cipriani	VEN	Cram Motorsport	ITA			1:32.830	6	1:32.916	8	1:32.960	5	1:33.449	3	1:41.432	7

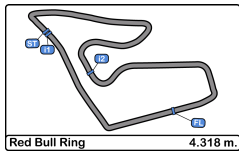




**Red Bull Ring**  
**F4 Italian Championship**  
**Qualifying - 1**  
**Best 5 Top Speeds**



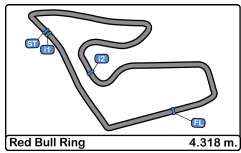
Cls	N°	Driver	Nat	Competitor	Nat	Rookie	Cls	Top 1		Top 2		Top 3		Top 4		Top 5		Avg
								Km/h	Lap	Km/h	Lap	Km/h	Lap	Km/h	Lap	Km/h	Lap	
1	10	Oliver Rasmussen	DNK	Prema Powerteam	ITA			216.4	5	211.3	7	210.1	4	210.1	9	209.7	6	211.5
2	97	Roman Stanek	CZE	US Racing	DEU	R	1	216.4	8	215.1	9	213.0	6	213.0	7	212.5	2	214.0
3	4	Niklas Krütten	DEU	Van Amersfoort Racing	NDL			216.0	8	213.8	10	213.4	7	213.0	9	212.5	5	213.7
4	22	Umberto Laganella	ITA	Bhaitech Srl	ITA			216.0	6	214.7	7	213.8	5	213.0	8	212.1	4	213.9
5	6	Ido Cohen	ISR	Van Amersfoort Racing	NDL			215.5	7	213.4	5	213.0	8	213.0	9	212.5	6	213.5
6	21	Axel Gnos	CHE	Jenzer Motorsport	CHE	R	2	215.5	8	212.1	9	211.7	6	211.3	10	210.5	7	212.2
7	26	Joshua Dürksen	PRY	BWT Mucke Motorsport	DEU	R	3	215.1	4	214.2	9	212.1	8	211.7	7	210.9	6	212.8
8	94	Daniel Vebster	SW	Cram Motorsport	ITA	R	4	215.1	9	214.7	7	214.7	8	213.8	6	211.3	4	213.9
9	2	Nico Göhler	DEU	BWT Mucke Motorsport	DEU	R	5	214.2	8	213.8	7	213.0	9	212.5	6	212.5	10	213.2
10	5	Gianluca Petecof	BRA	Prema Powerteam	ITA			213.8	7	213.0	6	212.5	5	211.3	4	211.3	9	212.4
11	7	Paul Aron	EST	Prema Powerteam	ITA	R	6	213.8	8	213.0	7	213.0	9	212.5	6	212.1	4	212.9
12	11	Alessandro Famularo	VEN	Prema Powerteam	ITA			213.8	9	213.0	6	213.0	8	212.1	7	210.9	10	212.6
13	16	Giorgio Carrara	ARG	Jenzer Motorsport	CHE			213.8	8	213.0	7	212.5	9	210.9	5	194.9	3	209.0
14	62	Dennis Hauger	NOR	Van Amersfoort Racing	NDL			213.8	5	212.5	6	212.5	7	211.7	9	211.7	10	212.5
15	23	Gregoire Saucy	CHE	R-ace GP	FRA			213.4	3	213.4	8	213.0	5	212.5	4	211.7	6	212.8
16	31	Pietro Delli Guanti	ITA	BVM Racing	ITA	R	7	213.4	7	211.7	6	210.9	8	209.7	4	208.4	3	210.8
17	33	Jesse Salmenautio	FIN	DRZ Benelli Srl	ITA			213.4	5	213.0	7	210.9	3	210.9	8	210.9	10	211.8
18	55	Roe Meyuhas	ISR	Cram Motorsport	ITA	R	8	213.4	9	212.5	7	212.1	8	211.7	10	210.9	5	212.1
19	12	Filipe Ugran	ROU	BVM Racing	ITA	R	9	213.0	6	212.1	9	211.3	8	210.9	5	210.9	7	211.6
20	17	Jonny Edgar	GBR	Jenzer Motorsport	CHE	R	10	213.0	8	212.5	6	211.7	7	210.9	9	209.7	5	211.6
21	8	Lucas Allecco Roy	DEU	Van Amersfoort Racing	NDL			212.5	5	210.9	4	210.9	6	210.1	8	210.1	9	210.9
22	99	Erwin Zanotti	ITA	BWT Mucke Motorsport	DEU	R	11	212.5	8	212.1	6	211.3	7	210.9	5	210.5	9	211.5
23	24	Laszlo Toth	HUN	R-ace GP	FRA			212.1	6	211.7	8	211.7	9	210.1	5	210.1	10	211.1
24	57	Mikhael Belov	RUS	Bhaitech Srl	ITA			212.1	6	212.1	8	211.3	7	210.5	4	210.1	5	211.2
25	18	Emidio Pesce	ITA	Jenzer Motorsport	CHE	R	12	211.7	7	211.7	8	211.3	6	210.5	3	209.7	4	211.0
26	25	William Alatalo	FIN	BWT Mucke Motorsport	DEU			211.7	7	211.7	8	211.7	9	211.7	10	210.9	6	211.5
27	28	Sebastian Freymuth	DEU	AS Motorsport	SVN	R	13	211.7	3	210.1	9	210.1	11	209.7	8	209.3	10	210.2
28	78	Hamda Al Qubaisi		Abu Dhabi Racing	UAE			211.3	8	210.9	6	210.5	4	209.7	2	209.7	3	210.4
29	88	Amna Al Qubaisi	UAE	Abu Dhabi Racing	UAE			210.9	10	210.1	7	209.7	9	209.3	8	208.8	6	209.7
30	20	Ivan Berets	RUS	DRZ Benelli Srl	ITA			210.5	6	208.8	9	208.4	5	206.8	3	206.1	4	208.1
31	14	Nicola Marinangeli	ITA	Bhaitech Srl	ITA	R	14	210.1	6	209.3	5	209.3	9	208.8	4	208.8	7	209.3
32	29	Emilio Cipriani	VEN	Cram Motorsport	ITA			209.7	9	208.8	3	208.8	8	207.2	4	207.2	6	208.4



**Red Bull Ring**  
**F4 Italian Championship**  
**Qualifying - 1**  
**Fastest Laps Sequence**



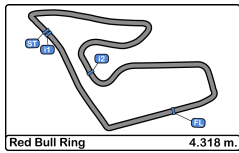
Lap	Time of Day	Session Time	Nº	Driver	Nat	Competitor	Nat	Rookie	Time	Km/h
2	11:26:28.338	3:28.338	88	Amna Al Qubaisi	UAE	Abu Dhabi Racing	UAE		1:35.438	162.8
2	11:27:13.141	4:13.141	2	Nico Göhler	DEU	BWT Mucke Motorsport	DEU	R	1:35.259	163.1
3	11:28:10.545	5:10.545	7	Paul Aron	EST	Prema Powerteam	ITA	R	1:34.002	165.3
3	11:28:11.316	5:11.316	25	William Alatalo	FIN	BWT Mucke Motorsport	DEU		1:31.916	169.1
4	11:30:24.192	7:24.192	6	Ido Cohen	ISR	Van Amersfoort Racing	NLD		1:31.801	169.3
4	11:31:04.039	8:04.039	97	Roman Stanek	CZE	US Racing	DEU	R	1:31.185	170.4
5	11:31:42.458	8:42.458	62	Dennis Hauger	NOR	Van Amersfoort Racing	NLD		1:31.138	170.5
6	11:32:46.478	9:46.478	26	Joshua Dürksen	PRY	BWT Mucke Motorsport	DEU	R	1:31.056	170.7
6	11:34:10.355	11:10.355	97	Roman Stanek	CZE	US Racing	DEU	R	1:30.786	171.2
7	11:34:23.426	11:23.426	7	Paul Aron	EST	Prema Powerteam	ITA	R	1:30.558	171.6
8	11:37:11.394	14:11.394	97	Roman Stanek	CZE	US Racing	DEU	R	1:30.365	172.0



**Red Bull Ring**  
**F4 Italian Championship**  
**Qualifying - 1**  
**Event Best Maximum Speed**



Nº	Driver	Nat	Competitor	Nat	Rookie	Km/h	Session
94	Daniel Vebster	SWE	Cram Motorsport	ITA	R	219.0	Free Practice - 2
22	Umberto Laganella	ITA	Bhaitech Srl	ITA		217.3	Free Practice - 2
23	Gregoire Saucy	CHE	R-ace GP	FRA		216.8	Free Practice - 1
10	Oliver Rasmussen	DNK	Prema Powerteam	ITA		216.8	Free Practice - 1
5	Gianluca Petecof	BRA	Prema Powerteam	ITA		216.8	Free Practice - 1
2	Nico Göhler	DEU	BWT Mucke Motorsport	DEU	R	216.8	Free Practice - 2
26	Joshua Dürksen	PRY	BWT Mucke Motorsport	DEU	R	216.4	Free Practice - 1
97	Roman Stanek	CZE	US Racing	DEU	R	216.4	Qualifying - 1
25	William Alatalo	FIN	BWT Mucke Motorsport	DEU		216.0	Free Practice - 2
62	Dennis Hauger	NOR	Van Amersfoort Racing	NDL		216.0	Free Practice - 2
4	Niklas Krütten	DEU	Van Amersfoort Racing	NDL		216.0	Qualifying - 1
57	Mikhael Belov	RUS	Bhaitech Srl	ITA		215.5	Free Practice - 1
16	Giorgio Carrara	ARG	Jenzer Motorsport	CHE		215.5	Free Practice - 1
7	Paul Aron	EST	Prema Powerteam	ITA	R	215.5	Free Practice - 2
55	Roe Meyuhas	ISR	Cram Motorsport	ITA	R	215.5	Free Practice - 2
6	Ido Cohen	ISR	Van Amersfoort Racing	NDL		215.5	Qualifying - 1
21	Axel Gnos	CHE	Jenzer Motorsport	CHE	R	215.5	Qualifying - 1
33	Jesse Salmenautio	FIN	DRZ Benelli Srl	ITA		215.1	Free Practice - 2
20	Ivan Berets	RUS	DRZ Benelli Srl	ITA		214.7	Free Practice - 1
8	Lucas Allecco Roy	DEU	Van Amersfoort Racing	NDL		214.7	Free Practice - 1
11	Alessandro Famularo	VEN	Prema Powerteam	ITA		214.7	Free Practice - 2
17	Jonny Edgar	GBR	Jenzer Motorsport	CHE	R	214.2	Free Practice - 1
99	Erwin Zanotti	ITA	BWT Mucke Motorsport	DEU	R	214.2	Free Practice - 2
88	Amna Al Qubaisi	UAE	Abu Dhabi Racing	UAE		214.2	Free Practice - 2
24	Laszlo Toth	HUN	R-ace GP	FRA		213.4	Free Practice - 1
29	Emilio Cipriani	VEN	Cram Motorsport	ITA		213.4	Free Practice - 1
31	Pietro Delli Guanti	ITA	BVM Racing	ITA	R	213.4	Qualifying - 1
12	Filipe Ugran	ROU	BVM Racing	ITA	R	213.0	Qualifying - 1
18	Emidio Pesce	ITA	Jenzer Motorsport	CHE	R	212.5	Free Practice - 2
28	Sebastian Freymuth	DEU	AS Motorsport	SVN	R	212.5	Free Practice - 2
78	Hamda Al Qubaisi		Abu Dhabi Racing	UAE		211.3	Free Practice - 1
14	Nicola Marinangeli	ITA	Bhaitech Srl	ITA	R	210.5	Free Practice - 1



**Red Bull Ring**  
**F4 Italian Championship**  
**Qualifying - 1**  
**Pit Stop Analysis**



20

Ivan Berets

DRZ Benelli Srl

Tatuus F.4 T014 Abarth

Nr.	In Day Time	In Time	Out Time	Pit Time	T. Pit Time	Handicap	Penalty
1	11:25:11.901	11:25:11.901	11:26:16.862	1:04.961	1:04.961		

31

Pietro Delli Guanti

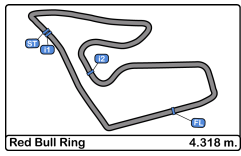
R

BVM Racing

Tatuus F.4 T014 Abarth

Nr.	In Day Time	In Time	Out Time	Pit Time	T. Pit Time	Handicap	Penalty
1	11:30:15.638	11:30:15.638	11:32:48.254	2:32.616	2:32.616		

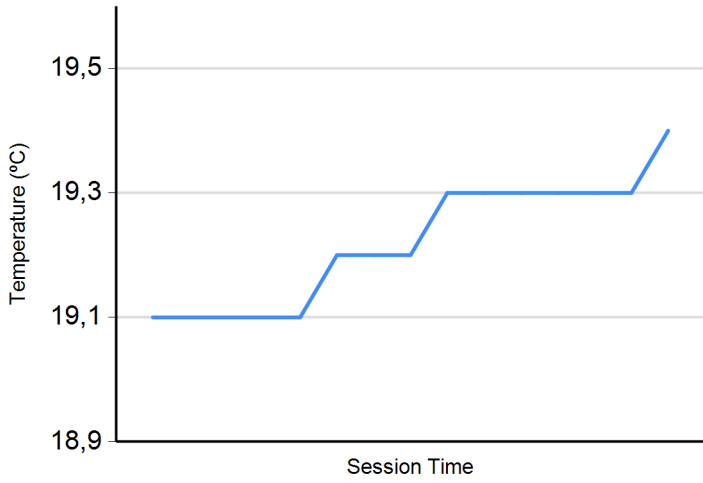




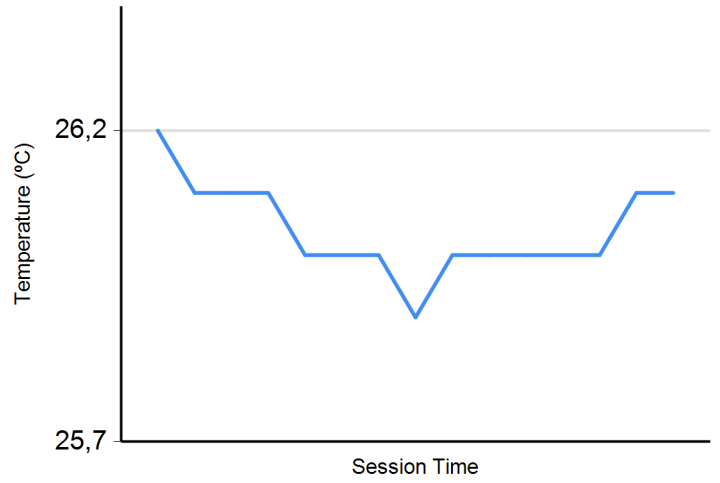
**Red Bull Ring**  
**F4 Italian Championship**  
**Qualifying - 1**  
**Weather Report**



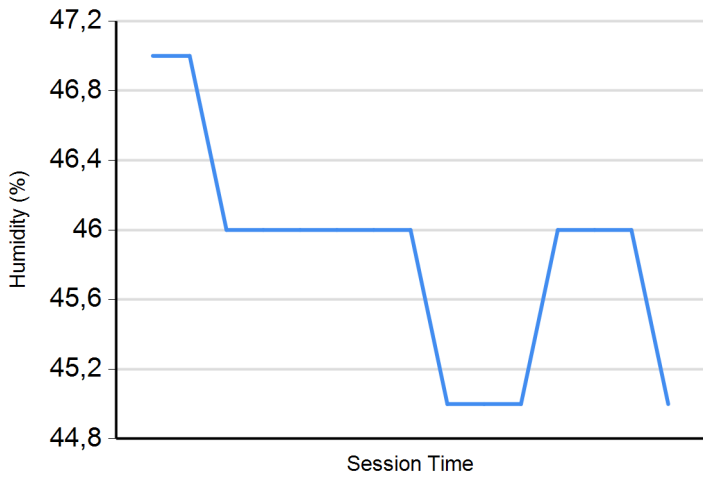
**Air Temperature**



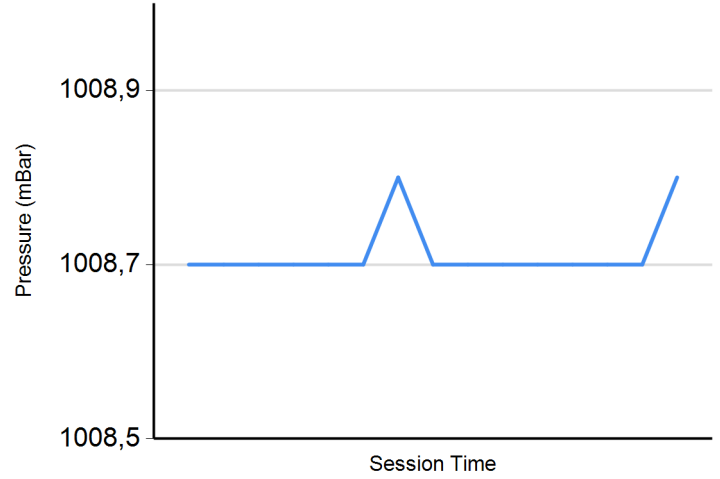
**Track Temperature**



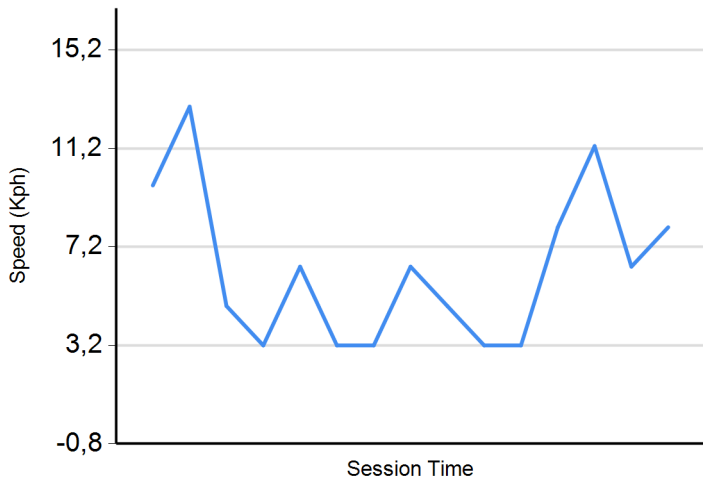
**Humidity**



**Pressure**



**Wind Speed**



**Wind direction**

North = 0°/360° Est = 90° South = 180° West = 270°

