

ACI Racing Weekend Imola 4-5 Settembre 2021

Campionato Italiano GT Sprint - Classifica Prove Libere 2

Imola Circuit 4.909 m

1 / 3

	Condotto re 1 Num. Concorrente	Condotto re 2 Team	Auto	Classe	Tempo	Dist.	Media	Giri
1	12 FERRARI Lorenzo (ITA) AUDI SPORT ITALIA	AGOSTINI Riccardo (ITA) Audi Sport Italia	AUDI R8 LMS	GT3PR	1'41.818		173,569	26
2	25 DI AMATO Daniele (ITA) RS RACING	RS Racing	FERRARI 488	GT3PR	1'41.974	0.156	173,303	17
3	3 GRECO Matteo (ITA) EASY RACE	CRESTANI Fabrizio (ITA) Easy Race	FERRARI 488	GT3PR	1'42.453	0.635	172,493	24
4	14 MANCINELLI Daniel (ITA) AUDI SPORT ITALIA	POSTIGLIONE Vito (ITA) Audi Sport Italia	AUDI R8 LMS	GT3PR	1'42.459	0.641	172,483	25
5	11 EARLE Steve (USA) KESSEL RACING	SCHIRÒ Niccolò (ITA) Kessel Racing	FERRARI 488	GT3AM	1'42.643	0.825	172,173	26
6	8 ZAMPIERI Daniel (CHE) AF CORSE	SCHREINER Carrie (DEU) AF Corse	FERRARI 488	GT3PA	1'42.643	0.825	172,173	26
7	51 MANN Peter (USA) AF CORSE	CASÉ Lorenzo (ITA) AF Corse	FERRARI 488	GT3AM	1'42.716	0.898	172,051	26
8	63 FRASSINETI Alex (ITA) IMPERIALE SPORT CAR SERVICE	DI FOLCO Alberto Maria (ITA) Imperiale Sport Car Service	LAMBORGHINI HURACÁN GT3	GT3PR	1'42.747	0.929	171,999	24
9	55 GUIDETTI Jacopo (ITA) NOVA RACE EVENTS	DE LUCA Francesco (ITA) Nova Race Events	HONDA NSX GT3	GT3PA	1'42.821	1.003	171,875	26
10	33 CUHADAROGLU Murat (TUR) KESSEL RACING	FUMANELLI David (ITA) Kessel Racing	FERRARI 488	GT3AM	1'42.937	1.119	171,682	25
11	21 MANN Simon (FRA) AF CORSE	CRESSONI Matteo (ITA) AF Corse	FERRARI 488	GT3PA	1'43.074	1.256	171,454	27
12	90 SEGÙ Luca (ITA) AKM MOTORSPORT	BARUCH Bar (ISR) AKM Motorsport	MERCEDES AMG GT3	GT3PA	1'43.263	1.445	171,140	26
13	29 IACONE Simone (ITA) VINCENZO SOSPIRI RACING	TEMPESTA Sascha (ITA) Vincenzo Sospiri Racing	LAMBORGHINI HURACÁN GT3	GT3AM	1'43.372	1.554	170,959	19
14	88 PEROLINI Pietro (ITA) LP RACING	CECOTTO Jonathan (VEN) LP Racing	LAMBORGHINI HURACÁN GT3	GT3PA	1'43.436	1.618	170,853	26
15	77 ZANOTTI Erwin (ITA) NOVA RACE EVENTS	CABEZAS Jorge (ESP) Nova Race Events	HONDA NSX GT3	GT3AM	1'43.495	1.677	170,756	19
16	7 COMANDINI Stefano (ITA) CECCATO RACING	ZUG Marius (DEU) Ceccato Racing	BMW M6 GT3	GT3PR	1'43.621	1.803	170,548	25
17	19 LLARENA Mateo (GCA) IMPERIALE SPORT CAR SERVICE	MIDDLETON Stuart (GBR) Imperiale Sport Car Service	LAMBORGHINI HURACÁN GT3	GT3PA	1'43.997	2.179	169,932	23
18	355 LINOSSI Francesca (ITA) EASY RACE	VEBSTER Daniel (SWE) Easy Race	FERRARI 488 CHALLENGE	GTC	1'45.107	3.289	168,137	24
19	321 DELACOUR Hugo (FRA) AF CORSE	SBIRRAZZUOLI Ceric (MCO) AF Corse	FERRARI 488 CHALLENGE	GTC	1'45.314	3.496	167,807	25
20	320 COZZI Alessandro (ITA) FORMULA RACING	SERNAGIOTTO Giorgio (ITA) Formula Racing	FERRARI 488 CHALLENGE	GTC	1'45.717	3.899	167,167	24
21	322 BERTON Giovanni (ITA) KRYPTON MOTORSPORT	RIVA Giacomo (ITA) Krypton Motorsport	PORSCHE 911 GT3 CUP	GTC	1'45.826	4.008	166,995	14
22	333 DEMARCHI Luca (ITA) SR&R	RISITANO Nicholas (ITA) SR&R	FERRARI 488 CHALLENGE	GTC	1'46.898	5.080	165,320	21
23	391 PEGORARO Lorenzo (ITA) BEST LAP	MUGELLI Massimiliano (ITA) Best Lap	LAMBORGHINI HURACÁN ST	GTC	1'47.002	5.184	165,160	22
24	399 DIONISIO Ermanno (ITA) DIONISIO ERMANNO	BARRI Giacomo (ITA)	LAMBORGHINI HURACÁN	GTC	1'47.221	5.403	164,822	23
25	381 CURTI Lino Annibale (ITA) TSUNAMI R.T.	CURTI Carlo (ITA) Tsunami R.T.	PORSCHE 911 GT3 CUP	GTC	1'47.258	5.440	164,765	22
26	318 PITORRI Maurizio (ITA) BEST LAP	SIMONELLI Gianluigi (ITA) Best Lap	FERRARI 488 CHALLENGE	GTC	1'49.475	7.657	161,429	25

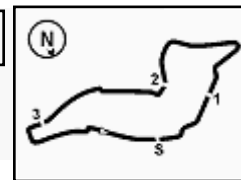
Direttore di Gara : Massimiliano Ghinassi

Direttore di Prova : Alessandro Ferrari

Inizio 03/09/2021 16:09
Fine 17:14

Esposta alle:





ACI Racing Weekend Imola 4-5 Settembre 2021

Campionato Italiano GT Sprint - Classifica Prove Libere 2

Imola Circuit 4.909 m

2 / 3

27	334 'ARAMIS' (ITA) SR&R	BARBOLINI Edoardo (ITA) SR&R	FERRARI 488 CHALLENGE	GTC	1'51.051	9.233	159,138	9
28	251 DI GIUSTO Mattia (ITA) EBIMOTORS	PERA Riccardo (ITA) Ebimotors	PORSCHE 718 CAYMAN GT4	GT4PA	1'51.725	9.907	158,178	18
29	223 CARBONI Gianluca (ITA) EBIMOTORS	ROMANI Emanuele (ITA) Ebimotors	PORSCHE 718 CAYMAN GT4	GT4PA	1'52.827	11.009	156,633	22
30	275 CERATI Dario (ITA) AUTORLANDO SPORT	GHEZZI Giuseppe (ITA) Autorlando Sport	PORSCHE 718 CAYMAN GT4	GT4AM	1'53.428	11.610	155,803	23
31	228 FERRI Fulvio (ITA) NOVA RACE EVENTS	BETTERA Enrico (ITA) Nova Race Events	MERCEDES AMG GT4	GT4PA	1'53.599	11.781	155,568	25
32	207 MAGNONI Luca (ITA) NOVA RACE EVENTS	DI FABIO Diego (ITA) Nova Race Events	MERCEDES AMG GT4	GT4AM	1'53.756	11.938	155,354	24
33	215 NERI Nicola (ITA) CECCATO RACING	FASCICOLO Giuseppe (ITA) Ceccato Racing	BMW M4 GT4	GT4AM	1'53.836	12.018	155,244	21
34	274 FONDI Maurizio (ITA) AUTORLANDO SPORT	GIOVANNELLI Alessandro (ITA) Autorlando Sport	PORSCHE 718 CAYMAN GT4	GT4AM	1'54.861	13.043	153,859	22
35	369 LA MAZZA Francesco (ITA) KRYPTON MOTORSPORT	NICOLOSI Giuseppe (ITA) Krypton Motorsport	PORSCHE 911 GT3 CUP	GTC				0

Umidità	41%	ARIA	28°C
Condizioni	DRY	Pista	46°C

Direttore di Gara : Massimiliano Ghinassi

Direttore di Prova : Alessandro Ferrari

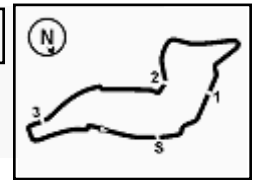
03/09/2021 Inizio 16:09 Fine 17:14

Esposta alle:



Powered by FICr PERUGIA TIMING





ACI Racing Weekend Imola 4-5 Settembre 2021

Campionato Italiano GT Sprint - Classifica Prove Libere 2

Imola Circuit 4.909 m

3 / 3

Penalty and Infringement

16.14	333	SR&R	Time deleted current lap exceeded track limits - Turn 9
16.15	63	Imperiale Sport Car Service	Time deleted current lap exceeded track limits - Turn 9
16.18	3	Easy Race	Time deleted current lap exceeded track limits - Turn 9
16.19	11	Kessel Racing	Time deleted current lap exceeded track limits - Turn 13
16.22	251	Ebimotors	Time deleted current lap exceeded track limits - Turn 9
16.23	29	Vincenzo Sospiri Racing	Time deleted current lap exceeded track limits - Turn 9
16.23	12	Audi Sport Italia	Time deleted current lap exceeded track limits - Turn 9
16.24	25	RS Racing	Time deleted current lap exceeded track limits - Turn 9
16.25	8	AF Corse	Time deleted current lap exceeded track limits - Turn 9
16.27	21	AF Corse	Time deleted current lap exceeded track limits - Turn 9
16.30	25	RS Racing	Time deleted current lap exceeded track limits - Turn 9
16.32	318	Best Lap	Time deleted current lap exceeded track limits - Turn 9
16.34	55	Nova Race Events	Time deleted current lap exceeded track limits - Turn 9
16.36	333	SR&R	Time deleted current lap exceeded track limits - Turn 9
16.36	63	Imperiale Sport Car Service	Time deleted current lap exceeded track limits - Turn 9
16.39	333	SR&R	Time deleted current lap exceeded track limits - Turn 9
16.40	11	Kessel Racing	Time deleted current lap exceeded track limits - Turn 9
16.40	7	Ceccato Racing	Time deleted current lap exceeded track limits - Turn 9
16.43	333	SR&R	Time deleted current lap exceeded track limits - Turn 9
16.52	63	Imperiale Sport Car Service	Time deleted current lap exceeded track limits - Turn 9
16.53	77	Nova Race Events	Time deleted current lap exceeded track limits - Turn 9
16.54	63	Imperiale Sport Car Service	Time deleted current lap exceeded track limits - Turn 9
16.55	29	Vincenzo Sospiri Racing	Time deleted current lap exceeded track limits - Turn 9
16.56	63	Imperiale Sport Car Service	Time deleted current lap exceeded track limits - Turn 9
16.58	8	AF Corse	Time deleted current lap exceeded track limits - Turn 9
17.09	320	Formula Racing	Time deleted current lap exceeded track limits - Turn 9
17.12	77	Nova Race Events	Time deleted (2'00.166) last lap exceeded track limits - Turn 9
17.12	8	AF Corse	Time deleted (1'42.351) last lap exceeded track limits - Turn 9
17.12	63	Imperiale Sport Car Service	Time deleted (1'57.470) last lap exceeded track limits - Turn 16

Fastest Laps Sequence

Num.	Concorrente	Naz	Team	Auto	Local Time	Tempo	Dist.	Media
11	S. EARLE	USA	Kessel Racing	Ferrari 488	16:14'08.185	1'46.733		165,576
12	L. FERRARI	ITA	Audi Sport Italia	AUDI R8 LMS	16:14'08.625	1'46.047	-0.686	166,647
14	D. MANCINELLI	ITA	Audi Sport Italia	AUDI R8 LMS	16:14'31.497	1'45.710	-0.337	167,178
12	L. FERRARI	ITA	Audi Sport Italia	AUDI R8 LMS	16:15'52.341	1'43.716	-1.994	170,392
12	L. FERRARI	ITA	Audi Sport Italia	AUDI R8 LMS	16:17'34.995	1'42.654	-1.062	172,155
12	L. FERRARI	ITA	Audi Sport Italia	AUDI R8 LMS	16:21'00.751	1'42.429	-0.225	172,533
25	D. DI AMATO	ITA	RS Racing	Ferrari 488	16:21'05.243	1'42.339	-0.090	172,685
25	D. DI AMATO	ITA	RS Racing	Ferrari 488	16:33'04.225	1'42.296	-0.043	172,757
25	D. DI AMATO	ITA	RS Racing	Ferrari 488	16:45'50.346	1'41.974	-0.322	173,303
12	L. FERRARI	ITA	Audi Sport Italia	AUDI R8 LMS	17:09'36.870	1'41.818	-0.156	173,569

Direttore di Gara : Massimiliano Ghinassi

Direttore di Prova : Alessandro Ferrari

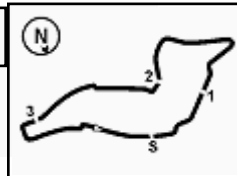
Inizio 03/09/2021 16:09
Fine 17:14

Esposta alle:



Powered by FICr PERUGIA TIMING





ACI Racing Weekend Imola 4-5 Settembre 2021

Campionato Italiano GT Sprint - Riepilogativa Libere

Conducente 1			Conducente 2						
Num. Concorrente	Team	Auto	Classe	Sess. 1	Sess. 2	Tempo	Dist.	Rel.	Giri
1	12 Ferrari L. (ITA) Audi Sport Italia	AUDI SPORT ITALIA	Agostini R. (ITA) AUDI R8 LMS	GT3PR	1'42.055	1'41.818	1'41.818		51
2	25 Di Amato D. (ITA) RS Racing	RS RACING	Ferrari 488	GT3PR	1'42.356	1'41.974	1'41.974	0.156	0.156 38
3	3 Greco M. (ITA) Easy Race	EASY RACE	Ferrari 488	GT3PR	1'42.698	1'42.453	1'42.453	0.635	0.479 45
4	14 Mancinelli D. (ITA) Audi Sport Italia	AUDI SPORT ITALIA	Postiglione V. (ITA) AUDI R8 LMS	GT3PR	1'42.664	1'42.459	1'42.459	0.641	0.006 49
5	8 Zampieri D. (CHE) AF Corse	AF CORSE	Schreiner C. (DEU) Ferrari 488	GT3PA	1'43.597	1'42.643	1'42.643	0.825	0.184 52
6	11 Earle S. (USA) Kessel Racing	KESSEL RACING	Schirò N. (ITA) Ferrari 488	GT3AM	1'43.569	1'42.643	1'42.643	0.825	48
7	51 Mann P. (USA) AF Corse	AF CORSE	Casé L. (ITA) Ferrari 488	GT3AM	1'44.687	1'42.716	1'42.716	0.898	0.073 50
8	63 Frassinetti A. (ITA) Imperiale Sport Car Service	IMPERIALE SPORT CAR SERVICE	Di Folco A. (ITA) Lamborghini Huracán GT3	GT3PR	1'43.252	1'42.747	1'42.747	0.929	0.031 49
9	33 Cuhadaroglu M. (TUR) Kessel Racing	KESSEL RACING	Fumanelli D. (ITA) Ferrari 488	GT3AM	1'42.788	1'42.937	1'42.788	0.970	0.041 50
10	55 Guidetti J. (ITA) Nova Race Events	NOVA RACE EVENTS	De Luca F. (ITA) Honda NSX GT3	GT3PA	1'42.913	1'42.821	1'42.821	1.003	0.033 51
11	21 Mann S. (FRA) AF Corse	AF CORSE	Cressoni M. (ITA) Ferrari 488	GT3PA	1'43.898	1'43.074	1'43.074	1.256	0.253 53
12	90 Segù L. (ITA) AKM Motorsport	AKM MOTORSPORT	Baruch B. (ISR) Mercedes AMG GT3	GT3PA	1'43.591	1'43.263	1'43.263	1.445	0.189 51
13	29 Iacone S. (ITA) Vincenzo Sospiri Racing	VINCENZO SOSPIRI RACING	Tempesta S. (ITA) Lamborghini Huracán GT3	GT3AM	1'43.650	1'43.372	1'43.372	1.554	0.109 39
14	88 Perolini P. (ITA) LP Racing	LP RACING	Cecotto J. (VEN) Lamborghini Huracán GT3	GT3PA	1'43.832	1'43.436	1'43.436	1.618	0.064 52
15	77 Zanotti E. (ITA) Nova Race Events	NOVA RACE EVENTS	Cabezas J. (ESP) Honda NSX GT3	GT3AM	1'43.775	1'43.495	1'43.495	1.677	0.059 45
16	7 Comandini S. (ITA) Ceccato Racing	CECCATO RACING	Zug M. (DEU) BMW M6 GT3	GT3PR	1'44.964	1'43.621	1'43.621	1.803	0.126 38
17	19 Liarena M. (GCA) Imperiale Sport Car Service	IMPERIALE SPORT CAR SERVICE	Middleton S. (GBR) Lamborghini Huracán GT3	GT3PA	1'43.964	1'43.997	1'43.964	2.146	0.343 47
18	355 Linossi F. (ITA) Easy Race	EASY RACE	Vebster D. (SWE) Ferrari 488 Challenge	GTC	1'46.839	1'45.107	1'45.107	3.289	1.143 45
19	321 Delacour H. (FRA) AF Corse	AF CORSE	Sbirrazzuoli C. (MCO) Ferrari 488 Challenge	GTC	1'45.541	1'45.314	1'45.314	3.496	0.207 50
20	320 Cozzi A. (ITA) Formula Racing	FORMULA RACING	Sernagiotto G. (ITA) Ferrari 488 Challenge	GTC	1'46.601	1'45.717	1'45.717	3.899	0.403 48
21	322 Berton G. (ITA) Krypton Motorsport	KRYPTON MOTORSPORT	Riva G. (ITA) Porsche 911 GT3 Cup	GTC	1'46.694	1'45.826	1'45.826	4.008	0.109 36
22	333 Demarchi L. (ITA) SR&R	SR&R	Risitano N. (ITA) Ferrari 488 Challenge	GTC	1'47.123	1'46.898	1'46.898	5.080	1.072 43
23	391 Pegoraro L. (ITA) Best Lap	BEST LAP	Mugelli M. (ITA) Lamborghini Huracán ST	GTC	1'47.588	1'47.002	1'47.002	5.184	0.104 51
24	399 Dionisio E. (ITA) Dionisio Ermanno		Barri G. (ITA) Lamborghini Huracán	GTC	1'49.482	1'47.221	1'47.221	5.403	0.219 29
25	381 Curti L. (ITA) Tsunami R.T.	TSUMANI R.T.	Curti C. (ITA) Porsche 911 GT3 Cup	GTC	1'47.553	1'47.258	1'47.258	5.440	0.037 46
26	318 Pitorri M. (ITA) Best Lap	BEST LAP	Simonelli G. (ITA) Ferrari 488 Challenge	GTC	1'50.845	1'49.475	1'49.475	7.657	2.217 45

Direttore di Gara : Massimiliano Ghinassi

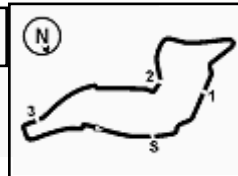
Direttore di Prova : Alessandro Ferrari

03/09/2021



Powered by FICr PERUGIA TIMING





ACI Racing Weekend Imola 4-5 Settembre 2021
Campionato Italiano GT Sprint - Riepilogativa Libere

2 / 2

27	369 La Mazza F. (ITA) Krypton Motorsport	KRYPTON MOTORSPORT	Nicolosi G. (ITA) Porsche 911 GT3 Cup	GTC	1'50.653	1'50.653	8.835	1.178	9	
28	334 'Aramis' (ITA) SR&R	SR&R	Barbolini E. (ITA) Ferrari 488 Challenge	GTC	1'54.335	1'51.051	1'51.051	9.233	0.398	25
29	251 Di Giusto M. (ITA) Ebimotors	EBIMOTORS	Pera R. (ITA) Porsche 718 Cayman GT4	GT4PA	1'51.952	1'51.725	1'51.725	9.907	0.674	34
30	223 Carboni G. (ITA) Ebimotors	EBIMOTORS	Romani E. (ITA) Porsche 718 Cayman GT4	GT4PA	1'54.711	1'52.827	1'52.827	11.009	1.102	44
31	275 Cerati D. (ITA) Autorlando Sport	AUTORLANDO SPORT	Ghezzi G. (ITA) Porsche 718 Cayman GT4	GT4AM	1'54.614	1'53.428	1'53.428	11.610	0.601	46
32	228 Ferri F. (ITA) Nova Race Events	NOVA RACE EVENTS	Bettera E. (ITA) Mercedes AMG GT4	GT4PA	1'54.041	1'53.599	1'53.599	11.781	0.171	51
33	207 Magnoni L. (ITA) Nova Race Events	NOVA RACE EVENTS	Di Fabio D. (ITA) Mercedes AMG GT4	GT4AM	1'53.645	1'53.756	1'53.645	11.827	0.046	45
34	215 Neri N. (ITA) Ceccato Racing	CECCATO RACING	Fascicolo G. (ITA) BMW M4 GT4	GT4AM	1'54.113	1'53.836	1'53.836	12.018	0.191	41
35	274 Fondi M. (ITA) Autorlando Sport	AUTORLANDO SPORT	Giovannelli A. (ITA) Porsche 718 Cayman GT4	GT4AM	1'56.608	1'54.861	1'54.861	13.043	1.025	41

Direttore di Gara : Massimiliano Ghinassi

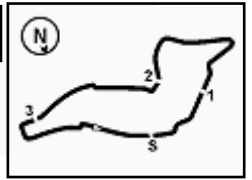
Direttore di Prova : Alessandro Ferrari

03/09/2021



Powered by FICr PERUGIA TIMING





ACI Racing Weekend Imola 4-5 Settembre 2021

Campionato Italiano GT Sprint - Best Sectors & Speed Prove Libere 2

Imola Circuit 4.909 m

MIGLIOR GIRO

1	12	AUDI SPORT ITALIA	AUDI R8 LMS	1'41.818
2	25	RS RACING	Ferrari 488	1'41.974
3	3	EASY RACE	Ferrari 488	1'42.453
4	14	AUDI SPORT ITALIA	AUDI R8 LMS	1'42.459
5	8	AF CORSE	Ferrari 488	1'42.643
6	11	KESSEL RACING	Ferrari 488	1'42.643
7	51	AF CORSE	Ferrari 488	1'42.716
8	63	IMPERIALE SPORT CAR SER	Lamborghini Huracán GT3	1'42.747
9	55	NOVA RACE EVENTS	Honda NSX GT3	1'42.821
10	33	KESSEL RACING	Ferrari 488	1'42.937
11	21	AF CORSE	Ferrari 488	1'43.074
12	90	AKM MOTORSPORT	Mercedes AMG GT3	1'43.263
13	29	VINCENZO SOSPIRI RACING	Lamborghini Huracán GT3	1'43.372
14	88	LP RACING	Lamborghini Huracán GT3	1'43.436
15	77	NOVA RACE EVENTS	Honda NSX GT3	1'43.495
16	7	CECCATO RACING	BMW M6 GT3	1'43.621
17	19	IMPERIALE SPORT CAR SER	Lamborghini Huracán GT3	1'43.997
18	355	EASY RACE	Ferrari 488 Challenge	1'45.107
19	321	AF CORSE	Ferrari 488 Challenge	1'45.314
20	320	FORMULA RACING	Ferrari 488 Challenge	1'45.717
21	322	KRYPTON MOTORSPORT	Porsche 911 GT3 Cup	1'45.826
22	333	SR&R	Ferrari 488 Challenge	1'46.898
23	391	BEST LAP	Lamborghini Huracán ST	1'47.002
24	399	DIONISIO ERMANNO	Lamborghini Huracán	1'47.221
25	381	TSUNAMI R.T.	Porsche 911 GT3 Cup	1'47.258
26	318	BEST LAP	Ferrari 488 Challenge	1'49.475
27	334	SR&R	Ferrari 488 Challenge	1'51.051
28	251	EBIMOTORS	Porsche 718 Cayman GT4	1'51.725
29	223	EBIMOTORS	Porsche 718 Cayman GT4	1'52.827
30	275	AUTORLANDO SPORT	Porsche 718 Cayman GT4	1'53.428
31	228	NOVA RACE EVENTS	Mercedes AMG GT4	1'53.599
32	207	NOVA RACE EVENTS	Mercedes AMG GT4	1'53.756
33	215	CECCATO RACING	BMW M4 GT4	1'53.836
34	274	AUTORLANDO SPORT	Porsche 718 Cayman GT4	1'54.861
35	369	KRYPTON MOTORSPORT	Porsche 911 GT3 Cup	

SPEED

1	355	EASY RACE	Ferrari 488 Challenge	282,0
2	333	SR&R	Ferrari 488 Challenge	281,3
3	322	KRYPTON MOTORSPORT	Porsche 911 GT3 Cup	279,8
4	381	TSUNAMI R.T.	Porsche 911 GT3 Cup	279,1
5	320	FORMULA RACING	Ferrari 488 Challenge	278,4
6	321	AF CORSE	Ferrari 488 Challenge	277,6
7	318	BEST LAP	Ferrari 488 Challenge	277,6
8	7	CECCATO RACING	BMW M6 GT3	276,9
9	14	AUDI SPORT ITALIA	AUDI R8 LMS	275,5
10	51	AF CORSE	Ferrari 488	274,1
11	334	SR&R	Ferrari 488 Challenge	274,1
12	55	NOVA RACE EVENTS	Honda NSX GT3	273,4
13	77	NOVA RACE EVENTS	Honda NSX GT3	273,4
14	399	DIONISIO ERMANNO	Lamborghini Huracán	273,4
15	391	BEST LAP	Lamborghini Huracán ST	272,7
16	21	AF CORSE	Ferrari 488	272,7
17	29	VINCENZO SOSPIRI RACING	Lamborghini Huracán GT3	272,7
18	25	RS RACING	Ferrari 488	272,0
19	88	LP RACING	Lamborghini Huracán GT3	272,0
20	12	AUDI SPORT ITALIA	AUDI R8 LMS	272,0
21	8	AF CORSE	Ferrari 488	271,4
22	63	IMPERIALE SPORT CAR SER	Lamborghini Huracán GT3	270,7
23	33	KESSEL RACING	Ferrari 488	270,7
24	19	IMPERIALE SPORT CAR SER	Lamborghini Huracán GT3	270,0
25	3	EASY RACE	Ferrari 488	269,3
26	11	KESSEL RACING	Ferrari 488	268,7
27	90	AKM MOTORSPORT	Mercedes AMG GT3	268,7
28	275	AUTORLANDO SPORT	Porsche 718 Cayman GT4	255,3
29	215	CECCATO RACING	BMW M4 GT4	254,7
30	274	AUTORLANDO SPORT	Porsche 718 Cayman GT4	254,7
31	251	EBIMOTORS	Porsche 718 Cayman GT4	253,5
32	223	EBIMOTORS	Porsche 718 Cayman GT4	252,9
33	228	NOVA RACE EVENTS	Mercedes AMG GT4	248,8
34	207	NOVA RACE EVENTS	Mercedes AMG GT4	248,3

SEG. 1

1	25	RS RACING	21.628
2	12	AUDI SPORT ITALIA	21.696
3	14	AUDI SPORT ITALIA	21.702
4	29	VINCENZO SOSPIRI RA	21.733
5	11	KESSEL RACING	21.754
6	55	NOVA RACE EVENTS	21.761
7	21	AF CORSE	21.783
8	51	AF CORSE	21.788
9	33	KESSEL RACING	21.805
10	7	CECCATO RACING	21.814
11	3	EASY RACE	21.866
12	77	NOVA RACE EVENTS	21.874
13	63	IMPERIALE SPORT CA	21.876
14	8	AF CORSE	21.912
15	88	LP RACING	21.951
16	19	IMPERIALE SPORT CA	22.070
17	90	AKM MOTORSPORT	22.073
18	321	AF CORSE	22.163
19	355	EASY RACE	22.164
20	399	DIONISIO ERMANNO	22.168
21	320	FORMULA RACING	22.265
22	322	KRYPTON MOTORSPORT	22.357
23	333	SR&R	22.420
24	391	BEST LAP	22.420
25	381	TSUNAMI R.T.	22.513
26	318	BEST LAP	22.941
27	334	SR&R	23.203
28	251	EBIMOTORS	23.509
29	223	EBIMOTORS	23.657
30	228	NOVA RACE EVENTS	23.970
31	215	CECCATO RACING	23.987
32	275	AUTORLANDO SPORT	24.101
33	207	NOVA RACE EVENTS	24.113
34	274	AUTORLANDO SPORT	24.149

SEG. 2

1	25	RS RACING	33.347
2	12	AUDI SPORT ITALIA	33.351
3	8	AF CORSE	33.351
4	3	EASY RACE	33.509
5	63	IMPERIALE SPORT CA	33.535
6	51	AF CORSE	33.575
7	14	AUDI SPORT ITALIA	33.640
8	55	NOVA RACE EVENTS	33.651
9	11	KESSEL RACING	33.701
10	33	KESSEL RACING	33.708
11	90	AKM MOTORSPORT	33.777
12	19	IMPERIALE SPORT CA	33.827
13	21	AF CORSE	33.864
14	29	VINCENZO SOSPIRI RA	33.910
15	7	CECCATO RACING	33.939
16	88	LP RACING	33.951
17	77	NOVA RACE EVENTS	34.020
18	355	EASY RACE	34.699
19	321	AF CORSE	34.866
20	322	KRYPTON MOTORSPORT	34.916
21	320	FORMULA RACING	34.930
22	391	BEST LAP	35.094
23	333	SR&R	35.342
24	381	TSUNAMI R.T.	35.408
25	399	DIONISIO ERMANNO	35.560
26	318	BEST LAP	36.056
27	334	SR&R	36.577
28	251	EBIMOTORS	36.799
29	223	EBIMOTORS	37.065
30	275	AUTORLANDO SPORT	37.161
31	207	NOVA RACE EVENTS	37.201
32	215	CECCATO RACING	37.354
33	228	NOVA RACE EVENTS	37.394
34	274	AUTORLANDO SPORT	37.734

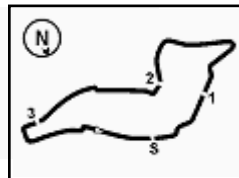
SEG. 3

1	25	RS RACING	28.550
2	12	AUDI SPORT ITALIA	28.589
3	11	KESSEL RACING	28.779
4	63	IMPERIALE SPORT CA	28.796
5	8	AF CORSE	28.826
6	3	EASY RACE	28.865
7	29	VINCENZO SOSPIRI RA	28.910
8	14	AUDI SPORT ITALIA	28.924
9	90	AKM MOTORSPORT	28.939
10	55	NOVA RACE EVENTS	29.051
11	33	KESSEL RACING	29.069
12	77	NOVA RACE EVENTS	29.104
13	21	AF CORSE	29.128
14	51	AF CORSE	29.136
15	88	LP RACING	29.162
16	7	CECCATO RACING	29.348
17	19	IMPERIALE SPORT CA	29.385
18	320	FORMULA RACING	29.482
19	355	EASY RACE	29.506
20	321	AF CORSE	29.807
21	322	KRYPTON MOTORSPORT	29.987
22	381	TSUNAMI R.T.	30.120
23	333	SR&R	30.295
24	399	DIONISIO ERMANNO	30.445
25	391	BEST LAP	30.489
26	318	BEST LAP	30.984
27	251	EBIMOTORS	31.503
28	334	SR&R	31.666
29	228	NOVA RACE EVENTS	32.072
30	275	AUTORLANDO SPORT	32.082
31	207	NOVA RACE EVENTS	32.233
32	215	CECCATO RACING	32.242
33	223	EBIMOTORS	32.284
34	274	AUTORLANDO SPORT	32.569

SEG. 4

1	14	AUDI SPORT ITALIA	18.014
2	51	AF CORSE	18.037
3	33	KESSEL RACING	18.039
4	55	NOVA RACE EVENTS	18.085
5	25	RS RACING	18.091
6	12	AUDI SPORT ITALIA	18.098
7	11	KESSEL RACING	18.124
8	3	EASY RACE	18.131
9	21	AF CORSE	18.133
10	88	LP RACING	18.141
11	29	VINCENZO SOSPIRI RA	18.158
12	8	AF CORSE	18.217
13	63	IMPERIALE SPORT CA	18.226
14	7	CECCATO RACING	18.226
15	19	IMPERIALE SPORT CA	18.260
16	90	AKM MOTORSPORT	18.310
17	77	NOVA RACE EVENTS	18.337
18	321	AF CORSE	18.462
19	355	EASY RACE	18.467
20	322	KRYPTON MOTORSPORT	18.487
21	320	FORMULA RACING	18.506
22	381	TSUNAMI R.T.	18.671
23	399	DIONISIO ERMANNO	18.681
24	391	BEST LAP	18.688
25	333	SR&R	18.722
26	318	BEST LAP	19.078
27	334	SR&R	19.420
28	223	EBIMOTORS	19.728
29	215	CECCATO RACING	19.748
30	251	EBIMOTORS	19.797
31	275	AUTORLANDO SPORT	19.935
32	228	NOVA RACE EVENTS	19.942
33	207	NOVA RACE EVENTS	19.948
34	274	AUTORLANDO SPORT	20.030





ACI Racing Weekend Imola 4-5 Settembre 2021

Campionato Italiano GT Sprint - Ideal Time Prove Libere 2

Imola Circuit 4.909 m
1 / 2

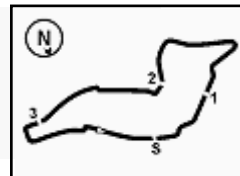
Num. Concorrente	Auto	Seg. 1	Seg. 2	Seg. 3	Seg. 4	Ideal Time			
		Diff. 1	Diff. 2	Diff. 3	Diff. 4	Miglior Giro	Pos.	Diff.	
1	25 RS RACING	Ferrari 488	21.628 +0.024	33.347 +0.145	28.550	18.091 +0.189	1'41.616 1'41.974	2	0.358
2	12 AUDI SPORT ITALIA	AUDI R8 LMS	21.696 +0.064	33.351	28.589	18.098 +0.020	1'41.734 1'41.818	1	0.084
3	14 AUDI SPORT ITALIA	AUDI R8 LMS	21.702	33.640 +0.011	28.924 +0.069	18.014 +0.099	1'42.280 1'42.459	4	0.179
4	8 AF CORSE	Ferrari 488	21.912 +0.036	33.351 +0.235	28.826	18.217 +0.066	1'42.306 1'42.643	6	0.337
5	11 KESSEL RACING	Ferrari 488	21.754 +0.085	33.701 +0.039	28.779 +0.136	18.124 +0.025	1'42.358 1'42.643	5	0.285
6	3 EASY RACE	Ferrari 488	21.866 +0.082	33.509	28.865	18.131	1'42.371 1'42.453	3	0.082
7	63 IMPERIALE SPORT CA	Lamborghini Huracán GT3	21.876 +0.084	33.535 +0.114	28.796 +0.048	18.226 +0.068	1'42.433 1'42.747	8	0.314
8	51 AF CORSE	Ferrari 488	21.788 +0.055	33.575	29.136	18.037 +0.125	1'42.536 1'42.716	7	0.180
9	55 NOVA RACE EVENTS	Honda NSX GT3	21.761 +0.130	33.651 +0.013	29.051 +0.054	18.085 +0.076	1'42.548 1'42.821	9	0.273
10	33 KESSEL RACING	Ferrari 488	21.805 +0.125	33.708 +0.191	29.069	18.039	1'42.621 1'42.937	10	0.316
11	29 VINCENZO SOSPIRI RA	Lamborghini Huracán GT3	21.733 +0.279	33.910 +0.382	28.910	18.158	1'42.711 1'43.372	13	0.661
12	21 AF CORSE	Ferrari 488	21.783	33.864	29.128 +0.027	18.133 +0.139	1'42.908 1'43.074	11	0.166
13	90 AKM MOTORSPORT	Mercedes AMG GT3	22.073 +0.049	33.777	28.939	18.310 +0.115	1'43.099 1'43.263	12	0.164
14	88 LP RACING	Lamborghini Huracán GT3	21.951	33.951 +0.133	29.162 +0.041	18.141 +0.057	1'43.205 1'43.436	14	0.231
15	7 CECCATO RACING	BMW M6 GT3	21.814 +0.221	33.939	29.348 +0.071	18.226 +0.002	1'43.327 1'43.621	16	0.294
16	77 NOVA RACE EVENTS	Honda NSX GT3	21.874 +0.043	34.020 +0.117	29.104	18.337	1'43.335 1'43.495	15	0.160
17	19 IMPERIALE SPORT CA	Lamborghini Huracán GT3	22.070 +0.063	33.827	29.385 +0.155	18.260 +0.237	1'43.542 1'43.997	17	0.455
18	355 EASY RACE	Ferrari 488 Challenge	22.164 +0.198	34.699 +0.003	29.506 +0.070	18.467	1'44.836 1'45.107	18	0.271
19	320 FORMULA RACING	Ferrari 488 Challenge	22.265 +0.133	34.930 +0.018	29.482 +0.357	18.506 +0.026	1'45.183 1'45.717	20	0.534
20	321 AF CORSE	Ferrari 488 Challenge	22.163	34.866 +0.016	29.807	18.462	1'45.298 1'45.314	19	0.016
21	322 KRYPTON MOTORSPOR	Porsche 911 GT3 Cup	22.357	34.916	29.987 +0.079	18.487	1'45.747 1'45.826	21	0.079
22	391 BEST LAP	Lamborghini Huracán ST	22.420 +0.167	35.094	30.489	18.688 +0.144	1'46.691 1'47.002	23	0.311
23	381 TSUNAMI R.T.	Porsche 911 GT3 Cup	22.513 +0.203	35.408 +0.136	30.120 +0.103	18.671 +0.104	1'46.712 1'47.258	25	0.546
24	333 SR&R	Ferrari 488 Challenge	22.420	35.342	30.295	18.722 +0.119	1'46.779 1'46.898	22	0.119
25	399 DIONISIO ERMANNO	Lamborghini Huracán	22.168 +0.257	35.560 +0.110	30.445	18.681	1'46.854 1'47.221	24	0.367
26	318 BEST LAP	Ferrari 488 Challenge	22.941 +0.303	36.056	30.984	19.078 +0.113	1'49.059 1'49.475	26	0.416
27	334 SR&R	Ferrari 488 Challenge	23.203 +0.115	36.577	31.666	19.420 +0.070	1'50.866 1'51.051	27	0.185
28	251 EBIMOTORS	Porsche 718 Cayman GT4	23.509	36.799	31.503 +0.001	19.797 +0.116	1'51.608 1'51.725	28	0.117
29	223 EBIMOTORS	Porsche 718 Cayman GT4	23.657 +0.081	37.065	32.284 +0.012	19.728	1'52.734 1'52.827	29	0.093
30	275 AUTORLANDO SPORT	Porsche 718 Cayman GT4	24.101	37.161 +0.149	32.082	19.935	1'53.279 1'53.428	30	0.149
31	215 CECCATO RACING	BMW M4 GT4	23.987 +0.174	37.354	32.242 +0.331	19.748	1'53.331 1'53.836	33	0.505
32	228 NOVA RACE EVENTS	Mercedes AMG GT4	23.970 +0.178	37.394	32.072	19.942 +0.043	1'53.378 1'53.599	31	0.221
33	207 NOVA RACE EVENTS	Mercedes AMG GT4	24.113 +0.177	37.201	32.233 +0.072	19.948 +0.012	1'53.495 1'53.756	32	0.261

03/09/2021



Powered by FICr PERUGIA TIMING



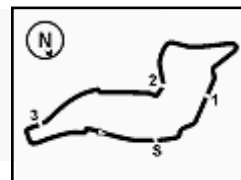


ACI Racing Weekend Imola 4-5 Settembre 2021
Campionato Italiano GT Sprint - Ideal Time Prove Libere 2

Imola Circuit 4.909 m
2 / 2

Num. Concorrente	Auto	Seg. 1	Seg. 2	Seg. 3	Seg. 4	Ideal Time			
		Diff. 1	Diff. 2	Diff. 3	Diff. 4	Miglior Giro	Pos.	Diff.	
34	274 AUTORLANDO SPORT	Porsche 718 Cayman GT4	24.149	37.734	32.569	20.030	1'54.482	34	0.379
				+0.025	+0.354		1'54.861		
	369 KRYPTON MOTORSP	Porsche 911 GT3 Cup							
Ideal Time Assoluto			21.628	33.347	28.550	18.014	1'41.539		





ACI Racing Weekend Imola 4-5 Settembre 2021
Campionato Italiano GT Sprint - Analisi Tempi Prove Libere 2

3 Easy Race (1'42.453)								Giro	Seg.1	Seg.2	Seg.3	Seg.4	T. Giro	km/h	Local Time
1		37.658	31.822	18.623		113,7	16:13'28.121								
2	22.621	34.764	30.195	18.501	1'46.081	264,1	16:15'14.202								
3	22.245	34.095	31.702	18.292	1'46.334	266,7	16:17'00.536								
4	22.047	34.500	29.342	18.123	1'44.012C	269,3	16:18'44.548								
5	22.634	34.114	30.671	18.392	1'45.811	264,7	16:20'30.359								
6	22.034	34.105	29.373	18.236	1'43.748	264,7	16:22'14.107								
7	22.029	33.642	29.031	18.249	1'42.951	267,3	16:23'57.058								
8	22.070	33.594	29.130	18.293	1'43.087	263,4	16:25'40.145								
9	21.955	34.415	32.022	36.401	2'04.793P	265,4	16:27'44.938								
10	2'58.766	34.001	32.724	18.278	4'23.769P	179,4	16:32'08.707								
11	21.908	33.888	29.039	18.284	1'43.119	264,7	16:33'51.826								
12	22.047	34.102	29.253	18.865	1'44.267	263,4	16:35'36.093								
13	22.536	34.319	29.253	18.208	1'44.316	262,8	16:37'20.409								
14	21.948	33.509	28.865	18.131	1'42.453	261,5	16:39'02.862								
15	21.945	33.636	28.999	18.389	1'42.969	262,1	16:40'45.831								
16	21.936	33.774	29.725	34.288	1'59.723P	256,5	16:42'45.554								
17	5'46.252	33.877	32.525	18.249	7'10.903P	180,0	16:49'56.457								
18	21.866	34.617	35.310	21.517	1'53.310	262,8	16:51'49.767								
19	22.134	35.529	29.138	18.883	1'45.684	263,4	16:53'35.451								
20	21.943	34.571	31.167	20.058	1'47.739	263,4	16:55'23.190								
21	22.322	35.389	29.748	20.139	1'47.598	264,1	16:57'10.788								
22	21.867	34.840	28.983	44.443	2'10.133CP	264,1	16:59'20.921								
23	7'32.996	34.293	29.441	19.418	8'56.148P	180,3	17:08'17.069								
24	21.878	34.659	30.187	18.533	1'45.257	263,4	17:10'02.326								
25	21.983	34.180	29.204	19.238	1'44.605	265,4	17:11'46.931								

7 Ceccato Racing (1'43.621)								Giro	Seg.1	Seg.2	Seg.3	Seg.4	T. Giro	km/h	Local Time
1		38.608	34.750	19.535		148,1	16:12'36.830								
2	23.658	36.324	32.830	19.474	1'52.286	262,1	16:14'29.116								
3	23.841	36.714	32.705	3'07.880	4'41.140P	260,9	16:19'10.256								
4	38.342	34.864	31.423	18.679	2'03.308P	162,2	16:21'13.564								
5	22.131	34.337	29.873	25.923	1'52.264	272,0	16:23'05.828								
6	36.296	34.681	30.309	18.452	1'59.738	145,9	16:25'05.566								
7	22.089	34.139	30.227	18.407	1'44.862	273,4	16:26'50.428								
8	22.342	34.225	29.886	18.435	1'44.888	273,4	16:28'35.316								
9	22.314	34.114	30.003	18.402	1'44.833	272,7	16:30'20.149								
10	22.028	34.205	30.002	1'57.000	3'23.235P	272,0	16:33'43.384								
11	36.749	34.403	30.554	18.540	2'00.246P	178,8	16:35'43.630								
12	21.994	34.012	29.704	18.849	1'44.559	272,0	16:37'28.189								
13	22.015	34.153	29.732	18.408	1'44.308	272,0	16:39'12.497								
14	21.814	34.286	29.851	18.580	1'44.531C	273,4	16:40'57.028								
15	21.831	33.965	29.685	18.226	1'43.707	272,7	16:42'40.735								
16	22.333	34.264	30.582	2'34.299	4'01.478P	274,1	16:46'42.213								
17	37.607	34.493	32.534	39.277	2'23.911P	179,1	16:49'06.124								
18	44.807	36.566	31.910	22.497	2'15.780P	157,7	16:51'21.904								
19	22.155	34.358	29.893	18.235	1'44.641	273,4	16:53'06.545								
20	21.993	34.618	31.527	18.599	1'46.737	274,8	16:54'53.282								
21	21.977	34.540	29.664	22.218	1'48.399	276,9	16:56'41.681								
22	22.035	33.939	29.419	18.228	1'43.621	274,1	16:58'25.302								
23	24.734	43.287	37.895	5'10.984	6'56.900P	275,5	17:05'22.202								
24	1'28.334	34.790	30.819	18.843	2'52.786P	178,2	17:08'14.988								
25	22.347	34.439	30.221	18.275	1'45.282	276,2	17:10'00.270								
26	22.180	33.939	29.348	18.290	1'43.757	275,5	17:11'44.027								

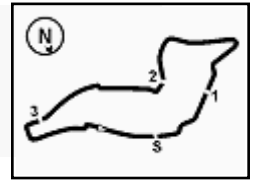
8 AF Corse (1'42.643)								Giro	Seg.1	Seg.2	Seg.3	Seg.4	T. Giro	km/h	Local Time
1		39.108	34.339	36.699		162,4	16:12'38.425								
2	39.595	35.463	32.018	54.614	2'41.690P	179,4	16:15'20.115								
3	36.607	34.560	29.908	18.330	1'59.405P	181,2	16:17'19.520								
4	21.912	33.838	29.131	18.226	1'43.107	264,1	16:19'02.627								

11 Kessel Racing (1'42.643)								Giro	Seg.1	Seg.2	Seg.3	Seg.4	T. Giro	km/h	Local Time
1															
2	23.075	35.200	29.386	19.072	1'46.733	266,0	16:14'08.185								
3	22.453	35.611	30.164	18.454	1'46.682	266,7	16:15'54.867								
4	21.965	33.856	29.067	18.127	1'43.015	267,3	16:17'37.882								
5	21.823	37.153	29.924	18.296	1'47.196C	266,0	16:19'25.078								
6	21.996	33.701	29.180	18.272	1'43.149	268,7	16:21'08.227								
7	21.761	34.319	29.617	18.357	1'44.054	268,0	16:22'52.281								
8	22.068	33.769	29.201	3'05.668	4'30.706P	266,0	16:27'32.987								
9	38.280	36.913	31.395	19.010	2'05.598P	178,5	16:29'28.585								
10	22.988	35.927	31.359	19.022	1'49.296	267,3	16:31'17.881								
11	22.950	35.732	31.790	19.231	1'49.703	266,0	16:33'07.584								
12	23.018	36.663	32.129	20.778	1'52.588	266,0	16:35'00.172								
13	22.995	35.709	31.013	19.050	1'48.767	266,0	16:36'48.939								
14	23.232	36.493	32.853	19.173	1'51.751	264,1	16:38'40.690								
15	23.142	36.153	32.789	19.247	1'51.331C	266,0	16:40'32.021								
16	23.558	36.043	30.999	19.012	1'49.612	266,0	16:42'21.633								
17	23.490	40.311	32.595	20.409	1'56.805	266,7	16:44'18.438								
18	23.102	36.126	30.738	19.046	1'49.012	265,4	16:46'07.450								
19	22.999	35.752	30.563	18.877	1'48.191	266,7	16:47'55.641								
20	23.112	36.841	31.967	3'23.071	4'54.991P	266,0	16:52'50.632								
21	36.598	34.991	29.685	18.843	2'00.117P	180,9	16:54'50.749								
22	21.839	33.740	28.915	18.149	1'42.643	266,7	16:56'33.392								
23	21.754	35.619	29.360	18.124	1'44.857	266,7	16:58'18.249								
24	21.860	36.563	34.206	5'21.867	6'54.496P	266,0	17:05'12.745								
25	1'35.314	34.783	30.917	18.369	2'59.383P	157,4	17:08'12.128								
26	21.955	33.780	28.914	18.295	1'42.944	265,4	17:09'55.072								
27	21.941	33.738	28.779	18.302	1'42.760	268,0	17:11'37.832								

12 Audi Sport Italia (1'41.818)								Giro	Seg.1	Seg.2	Seg.3	Seg.4	T. Giro	km/h	Local Time
1															
2	22.621	35.587	29.379	18.460	1'46.047	266,7	16:14'08.625								
3	22.328	34.353	28.937	18.098	1'43.716	272,0	16:15'52.341								
4	21.932	33.628	28.981	18.113	1'42.654	269,3	16:17'34.995								
5	21.790	34.044	29.330	18.163	1'43.327	270,0	16:19'18.322								
6	21.811	33.586	28.889	18.143	1'42.429	270,7	16:21'00.751								
7	21.771	33.392	32.061	18.646	1'45.870	271,4	16:22'46.621								

03/09/2021

P = Box In/Out - C = Tempo Invalidato



Imola Circuit 4.909 m

ACI Racing Weekend Imola 4-5 Settembre 2021
Campionato Italiano GT Sprint - Analisi Tempi Prove Libere 2

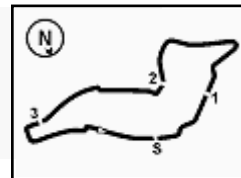
8	21.778	34.096	30.236	35.171	2'01.281CP	270,0	16:24'47.902	12	22.354	34.353	29.700	19.103	1'45.510	270,0	16:32'33.009		
9	2'02.305	35.544	32.553	19.259	3'29.661P	178,8	16:28'17.563	13	22.070	34.242	30.583	1'58.551	3'25.446P	266,7	16:35'58.455		
10	22.077	34.122	29.323	18.424	1'43.946	266,0	16:30'01.509	14	36.457	35.041	29.704	18.651	1'59.853P	182,1	16:37'58.308		
11	21.874	33.696	28.936	18.324	1'42.830	267,3	16:31'44.339	15	22.259	35.132	31.940	18.413	1'47.744	266,7	16:39'46.052		
12	22.263	34.117	30.284	18.954	1'45.618	267,3	16:33'29.957	16	22.123	35.176	30.027	18.471	1'45.797	268,0	16:41'31.849		
13	21.861	34.182	29.200	18.320	1'43.563	267,3	16:35'13.520	17	22.224	34.398	29.716	18.676	1'45.014	267,3	16:43'16.863		
14	21.961	33.749	28.700	18.239	1'42.649	266,0	16:36'56.169	18	22.763	34.572	29.559	18.628	1'45.522	266,0	16:45'02.385		
15	22.086	35.639	31.140	18.986	1'47.851	268,7	16:38'44.020	19	22.395	34.475	29.700	19.090	1'45.660	266,0	16:46'48.045		
16	22.055	34.403	30.069	18.400	1'44.927	268,0	16:40'28.947	20	22.501	34.559	29.445	18.582	1'45.087	266,0	16:48'33.132		
17	22.106	34.225	29.223	18.730	1'44.284	266,7	16:42'13.231	21	22.234	34.250	29.385	18.587	1'44.456	265,4	16:50'17.588		
18	22.382	34.170	29.109	35.920	2'01.581P	267,3	16:44'14.812	22	22.263	34.253	29.753	1'45.054	3'11.323P	265,4	16:53'28.911		
19	2'57.104	35.130	30.033	18.974	4'21.241P	172,0	16:48'36.053	23	37.322	34.733	32.437	19.104	2'03.596P	180,3	16:55'32.507		
20	21.945	34.150	33.406	18.554	1'48.055	266,7	16:50'24.108	24	22.341	33.917	30.411	19.282	1'45.951	265,4	16:57'18.458		
21	21.834	33.744	28.939	18.157	1'42.674	265,4	16:52'06.782	21 AF Corse (1'43.074)									
22	21.913	33.728	28.656	18.506	1'42.803	266,7	16:53'49.585	Giro	Seg.1	Seg.2	Seg.3	Seg.4	T. Giro	km/h	Local Time		
23	21.889	34.439	30.649	19.725	1'46.702	270,0	16:55'36.287	1			37.738	33.402	19.791	139,5	16:12'27.072		
24	21.809	33.523	29.107	19.103	1'43.542	270,7	16:57'19.829	2	24.225	35.359	30.963	18.553	1'49.100	256,5	16:14'16.172		
25	22.198	33.836	29.830	45.436	2'11.300CP	270,0	16:59'31.129	3	22.249	35.666	31.597	18.922	1'48.434	269,3	16:16'04.606		
26	7'00.182	34.889	30.272	18.580	8'23.923P	180,3	17:07'55.052	4	23.344	34.221	30.823	18.395	1'46.783	264,1	16:17'51.389		
27	21.760	33.351	28.589	18.118	1'41.818	269,3	17:09'36.870	5	22.214	34.214	30.068	18.440	1'44.936	267,3	16:19'36.325		

14 Audi Sport Italia (1'42.459)							
Giro	Seg.1	Seg.2	Seg.3	Seg.4	T. Giro	km/h	Local Time
1		36.807	30.358	19.133		173,1	16:12'45.787
2	22.827	35.050	29.682	18.151	1'45.710	272,7	16:14'31.497
3	21.816	34.347	29.147	18.565	1'43.875	270,0	16:16'15.372
4	21.758	34.238	30.576	19.392	1'45.964	270,7	16:18'01.336
5	21.910	33.702	29.679	18.014	1'43.305	269,3	16:19'44.641
6	21.747	33.673	29.024	18.084	1'42.528	270,7	16:21'27.169
7	22.187	34.388	31.141	35.412	2'03.128P	273,4	16:23'30.297
8	2'50.712	35.351	30.672	18.078	4'14.813P	180,9	16:27'45.110
9	22.517	34.272	35.565	18.106	1'50.460	268,7	16:29'35.570
10	21.874	36.318	34.551	18.307	1'51.050	271,4	16:31'26.620
11	21.735	33.869	28.958	18.088	1'42.650	271,4	16:33'09.270
12	21.982	35.323	31.858	20.196	1'49.359	272,7	16:34'58.629
13	21.755	33.656	28.924	18.400	1'42.735	269,3	16:36'41.364
14	21.702	33.651	28.993	18.113	1'42.459	269,3	16:38'23.823
15	22.258	34.306	30.264	38.155	2'04.983P	271,4	16:40'28.806
16	2'05.150	34.010	29.510	18.514	3'27.184P	184,0	16:43'55.990
17	22.875	34.339	29.647	18.388	1'45.249	274,1	16:45'41.239
18	21.853	33.640	29.112	18.212	1'42.817	271,4	16:47'24.056
19	22.901	34.101	30.265	19.099	1'46.366	275,5	16:49'10.422
20	21.868	34.215	29.837	18.625	1'44.545	272,7	16:50'54.967
21	22.113	33.787	29.142	36.905	2'01.947P	271,4	16:52'56.914
22	3'35.182	33.985	29.354	18.216	4'56.737P	184,3	16:57'53.651
23	21.749	33.692	35.650	1'01.903	2'32.994CP	272,7	17:00'26.645
24	6'22.273	34.480	30.951	18.508	7'46.212P	157,9	17:08'12.857
25	21.851	33.773	29.178	18.103	1'42.905	272,0	17:09'55.762
26	21.827	33.645	28.982	18.183	1'42.637	274,8	17:11'38.399

25 RS Racing (1'41.974)								
Giro	Seg.1	Seg.2	Seg.3	Seg.4	T. Giro	km/h	Local Time	
1			34.329	29.350	18.174		180,0	16:17'40.249
2	21.994	33.750	28.820	18.091	1'42.655	268,0	16:19'22.904	
3	21.778	33.653	28.638	18.270	1'42.339	268,0	16:21'05.243	
4	21.756	33.837	28.881	18.152	1'42.626	268,7	16:22'47.869	
5	21.730	34.222	29.394	35.837	2'01.183CP	269,3	16:24'49.052	
6	3'25.913	34.819	30.226	18.390	4'49.348P	181,2	16:29'38.400	
7	21.850	33.927	29.600	18.152	1'43.529C	270,7	16:31'21.929	
8	21.628	33.619	28.878	18.171	1'42.296	269,3	16:33'04.225	
9	21.732	34.054	29.419	34.829	2'00.034P	269,3	16:35'04.259	
10	5'56.234	34.328	29.058	18.959	7'18.579P	179,1	16:42'22.838	
11	22.502	33.964	30.328	18.740	1'45.534	269,3	16:44'08.372	
12	21.652	33.492	28.550	18.280	1'41.974	271,4	16:45'50.346	
13	22.346	35.626	29.144	34.582	2'01.698P	272,0	16:47'52.044	
9	22.835	34.634	29.551	18.260	1'45.280	265,4	16:27'18.956	
10	22.160	33.942	30.172	18.272	1'44.546	266,7	16:29'03.502	
11	22.133	33.827	29.540	18.497	1'43.997	267,3	16:30'47.499	
16	2'44.212	33.750	31.777	20.663	4'10.402P	180,9	16:56'02.347	

19 Imperiale Sport Car Service (1'43.997)							
Giro	Seg.1	Seg.2	Seg.3	Seg.4	T. Giro	km/h	Local Time
1							16:10'32.691
2	53.467	36.232	30.527	18.528	2'18.754P	168,2	16:12'51.445
3	22.802	35.001	30.940	19.443	1'48.186	268,0	16:14'39.631
4	22.765	35.226	30.381	18.479	1'46.851	268,0	16:16'26.482
5	22.348	34.293	29.533	18.754	1'44.928	266,7	16:18'11.410
6	22.624	34.375	30.085	2'07.994	3'35.078P	266,7	16:21'46.488
7	36.895	35.628	30.511	18.621	2'01.655P	180,3	16:23'48.143
8	22.229	34.697	29.874	18.733	1'45.533	265,4	16:25'33.676
9	22.835	34.634	29.551	18.260	1'45.280	269,3	16:27'18.956
10	22.160	33.942	30.172	18.272	1'44.546	266,7	16:29'03.502
11	22.133	33.827	29.540	18.497	1'43.997	267,3	16:30'47.499

03/09/2021 P = Box In/Out - C = Tempo Invalidato



Imola Circuit 4.909 m

3 / 8

ACI Racing Weekend Imola 4-5 Settembre 2021
Campionato Italiano GT Sprint - Analisi Tempi Prove Libere 2

17	21.667	33.347	32.328	18.222	1'45.564	268,7	16:57'47.911
18	21.755	33.671	37.781	1'02.678	2'35.885CP	268,7	17:00'23.796

29 Vincenzo Sospiri Racing (1'43.372)

Giro	Seg.1	Seg.2	Seg.3	Seg.4	T. Giro	km/h	Local Time
1		40.071	32.987	20.561		179,4	16:14'26.573
2	22.750	34.901	30.480	18.885	1'47.016	265,4	16:16'13.589
3	22.374	34.809	32.059	19.281	1'48.523	268,0	16:18'02.112
4	22.222	34.482	29.979	18.680	1'45.363	268,7	16:19'47.475
5	22.236	34.206	29.488	18.522	1'44.452	267,3	16:21'31.927
6	22.299	1'00.597	32.582	36.424	2'31.902CP	271,4	16:24'03.829
7	5'10.280	37.086	31.472	18.809	6'37.647P	181,8	16:30'41.476
8	22.520	35.402	30.154	18.861	1'46.937	268,7	16:32'28.413
9	22.792	34.759	30.013	18.572	1'46.136	266,7	16:34'14.549
10	22.619	35.137	30.095	18.608	1'46.281P	270,0	16:36'18.908
11	2'30.476	35.038	32.133	18.634	3'56.281P	177,9	16:40'15.189
12	22.266	34.221	29.484	18.907	1'58.878	268,0	16:42'14.067
13	22.548	34.049	29.221	18.294	1'44.112	264,7	16:43'58.179
14	21.943	35.213	29.568	19.029	1'45.753	271,4	16:45'43.932
15	22.066	34.032	28.914	18.474	1'43.486	272,0	16:47'27.418
16	21.991	35.318	30.753	34.675	2'02.737P	272,7	16:49'30.155
17	1'48.360	35.093	36.191	18.920	3'18.564P	181,8	16:52'48.719
18	22.012	34.292	28.910	18.158	1'43.372	266,7	16:54'32.091
19	21.733	33.910	29.713	18.363	1'43.719C	272,0	16:56'15.810
20	21.873	34.085	30.230	20.010	1'46.198	270,7	16:58'02.008

33 Kessel Racing (1'42.937)

Giro	Seg.1	Seg.2	Seg.3	Seg.4	T. Giro	km/h	Local Time
1							16:09'35.245
2	1'41.788	40.369	32.703	19.356	3'14.216P	146,3	16:12'49.461
3	22.639	36.878	30.914	19.583	1'50.014	266,0	16:14'39.475
4	22.543	35.091	52.168	3'15.791	5'05.593P	266,7	16:19'45.068
5	41.637	38.287	31.344	18.682	2'09.950P	110,7	16:21'55.018
6	22.184	35.353	30.302	18.474	1'46.313	266,7	16:23'41.331
7	22.720	35.751	30.128	18.666	1'47.265	268,7	16:25'28.596
8	22.355	34.477	29.844	18.301	1'44.977	267,3	16:27'13.573
9	22.089	36.639	30.023	18.618	1'47.369	268,7	16:29'00.942
10	22.484	34.899	30.387	18.433	1'46.203	266,7	16:30'47.145
11	22.462	36.567	30.370	18.538	1'47.937	267,3	16:32'35.082
12	22.593	34.885	31.753	18.996	1'48.227	266,7	16:34'23.309
13	22.581	34.664	31.275	19.158	1'47.678	266,0	16:36'10.987
14	22.381	35.963	29.986	18.454	1'46.784	266,0	16:37'57.771
15	22.279	36.918	34.058	2'17.415	3'50.670P	265,4	16:41'48.441
16	39.123	38.319	30.610	18.923	2'06.975P	177,3	16:43'55.416
17	23.314	35.441	33.277	18.551	1'50.583	269,3	16:45'45.999
18	24.376	35.459	29.687	18.426	1'47.948	270,7	16:47'33.947
19	22.208	34.039	29.168	18.173	1'43.588	269,3	16:49'17.535
20	22.036	33.881	29.895	19.749	1'45.561	268,7	16:51'03.096
21	21.938	35.064	31.588	18.383	1'46.973	270,0	16:52'50.069
22	21.930	33.899	29.069	18.039	1'42.937	268,7	16:54'33.006
23	21.805	33.708	29.102	18.574	1'43.189	270,0	16:56'16.195
24	23.294	36.178	33.237	8'25.298	9'58.007P	264,1	17:06'14.202
25	58.167	35.646	31.090	19.055	2'23.958P	167,4	17:08'38.160
26	22.509	34.768	30.432	18.884	1'46.593	265,4	17:10'24.753

51 AF Corse (1'42.716)

Giro	Seg.1	Seg.2	Seg.3	Seg.4	T. Giro	km/h	Local Time
1		34.839	29.861	18.329		162,4	16:12'04.573
2	22.367	34.277	30.466	2'36.913	4'04.023P	270,7	16:16'08.596
3	40.487	37.033	32.771	18.360	2'08.651P	151,5	16:18'17.247
4	22.063	33.855	29.281	18.037	1'43.236	271,4	16:20'00.483
5	21.951	33.800	30.332	18.437	1'44.520	272,0	16:21'45.000
6	21.843	33.575	29.136	18.162	1'42.716	274,1	16:23'27.719

7	23.982	36.672	31.146	2'03.453	3'35.253P	254,7	16:27'02.972
8	44.214	36.932	30.901	18.832	2'10.879P	157,2	16:29'13.851
9	22.778	35.893	31.229	19.012	1'48.912	273,4	16:31'02.763
10	22.590	35.798	30.548	18.889	1'47.825	270,0	16:32'50.588
11	22.922	35.917	30.845	18.763	1'48.447	272,7	16:34'39.035
12	23.744	35.640	31.585	18.846	1'49.815	271,4	16:36'28.850
13	22.735	35.660	30.804	19.298	1'48.497	272,0	16:38'17.347
14	22.702	35.321	30.392	18.731	1'47.146	270,0	16:40'04.493
15	22.515	35.303	31.143	18.825	1'47.786	271,4	16:41'52.279
16	22.606	36.403	30.437	18.874	1'48.320	270,7	16:43'40.599
17	22.392	35.608	30.577	18.728	1'47.305	271,4	16:45'27.904
18	22.352	35.039	30.421	18.836	1'46.648	272,7	16:47'14.552
19	22.576	35.458	30.246	18.587	1'46.867	272,0	16:49'01.419
20	22.524	35.070	30.115	18.711	1'46.420	270,0	16:50'47.839
21	22.422	35.233	30.413	18.820	1'46.888	270,7	16:52'34.727
22	22.751	35.260	31.769	19.248	1'49.028	270,7	16:54'23.755
23	22.901	35.103	30.615	18.709	1'47.328	269,3	16:56'11.083
24	22.880	36.354	33.653	7'16.707	8'49.594P	272,0	17:05'00.677
25	1'40.425	34.895	29.827	19.410	3'04.557P	184,9	17:08'05.234
26	21.921	33.824	29.320	19.207	1'44.272	268,0	17:09'49.506
27	21.788	34.067	29.657	18.333	1'43.845	274,1	17:11'33.351

55 Nova Race Events (1'42.821)

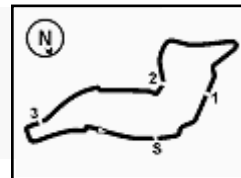
Giro	Seg.1	Seg.2	Seg.3	Seg.4	T. Giro	km/h	Local Time
1							16:09'40.279
2	1'37.274	40.336	33.302	19.079	3'09.991P	162,9	16:12'50.270
3	23.998	37.634	34.232	19.735	1'55.599	260,9	16:14'45.869
4	24.697	36.799	30.542	18.598	1'50.636	235,8	16:16'36.505
5	22.168	34.709	31.410	2'55.922	4'24.209P	268,0	16:21'00.714
6	36.774	35.113	31.817	18.966	2'02.670P	184,3	16:23'03.384
7	22.024	33.968	29.541	18.253	1'43.786	267,3	16:24'47.170
8	21.933	33.651	29.715	18.241	1'43.540	270,0	16:26'30.710
9	21.879	34.368	29.429	18.118	1'43.794	270,7	16:28'14.504
10	21.867	33.802	29.136	18.085	1'42.890	272,7	16:29'57.394
11	21.815	34.227	29.051	18.414	1'43.507	273,4	16:31'40.901
12	22.462	33.829	29.875	18.775	1'44.941	273,4	16:33'25.842
13	22.001	33.674	28.999	18.102	1'42.776C	272,7	16:35'08.618
14	21.761	34.091	29.543	18.220	1'43.615	270,7	16:36'52.233
15	22.141	34.492	30.126	18.188	1'44.947	272,7	16:38'37.180
16	21.891	33.664	29.105	18.161	1'42.821	270,0	16:40'20.001
17	21.830	33.698	29.130	18.163	1'42.821	270,0	16:42'02.822
18	21.811	34.682	29.909	1'51.959	3'18.361P	270,7	16:45'21.183
19	38.637	35.143	35.992	19.883	2'09.655P	178,2	16:47'30.838
20	22.265	34.343	29.689	18.486	1'44.783	271,4	16:49'15.621
21	22.083	35.035	29.981	18.563	1'45.662	271,4	16:51'01.283
22	22.181	34.425	29.517	18.462	1'44.585	270,0	16:52'45.868
23	22.045	34.386	29.856	18.388	1'44.675	269,3	16:54'30.543
24	22.035	34.194	29.599	18.471	1'44.299	272,7	16:56'14.842
25	22.141	34.207	30.106	7'59.599	9'26.053P	269,3	17:05'40.895
26	1'24.045	35.958	31.374	19.190	2'50.567P	182,4	17:08'31.462
27	22.086	34.519	30.018	18.411	1'45.034	268,0	17:10'16.496

63 Imperiale Sport Car Service (1'42.747)

Giro	Seg.1	Seg.2	Seg.3	Seg.4	T. Giro	km/h	Local Time
1							16:11'32.815
2	47.534	34.252	33.552	18.514	2'13.852P	143,4	16:13'46.667
3	22.063	34.223	29.063	18.464	1'43.813C	266,0	16:15'30.480
4	23.489	33.881	29.232	3'09.595	4'36.197P	268,0	16:20'06.677
5	37.857	34.767	33.018	18.323	2'03.965P	180,0	16:22'10.642
6	22.138	33.535	29.102	18.257	1'43.032	263,4	16:23'53.674
7	21.960	33.649	28.844	18.294	1'42.747	266,7	16:25'36.421
8	22.068	35.547	29.783	19.242	1'46.640	270,7	16:27'23.061
9	21.968	33.769	28.796	18.262	1'42.795	269,3	16:29'05.856

03/09/2021

P = Box In/Out - C = Tempo Invaldato



ACI Racing Weekend Imola 4-5 Settembre 2021
Campionato Italiano GT Sprint - Analisi Tempi Prove Libere 2

Imola Circuit 4.909 m

4 / 8

10	22.840	34.857	30.086	1'58.960	3'26.743P	270,0	16:32'32.599	22	37.180	34.915	32.425	19.293	2'03.813P	181,5	16:55'45.475
11	39.061	34.409	31.089	19.610	2'04.169P	180,9	16:34'36.768	23	22.367	35.011	29.827	18.322	1'45.527	266,7	16:57'31.002
12	22.023	33.745	32.304	21.184	1'49.256C	266,7	16:36'26.024	24	22.019	33.951	36.663	3'12.735	4'45.368P	268,0	17:02'16.370
13	22.002	33.618	29.269	18.226	1'43.115	266,0	16:38'09.139	25	4'21.666	34.998	30.581	19.174	5'46.419P	174,2	17:08'02.789
14	21.925	33.739	28.979	18.359	1'43.002	268,7	16:39'52.141	26	21.951	34.084	29.203	18.198	1'43.436	268,7	17:09'46.225
15	21.876	35.130	28.962	2'24.149	3'50.117P	266,7	16:43'42.258	27	22.564	35.536	29.430	18.141	1'45.671	272,0	17:11'31.896
16	37.088	35.167	29.687	19.272	2'01.214P	181,2	16:45'43.472								
17	21.881	34.028	29.270	18.253	1'43.432	267,3	16:47'26.904								
18	21.892	34.141	29.267	19.018	1'44.318	269,3	16:49'11.222								
19	22.907	34.117	28.971	20.655	1'46.650	268,7	16:50'57.872								
20	22.059	33.920	29.726	19.589	1'45.294C	266,7	16:52'43.166								
21	21.940	34.146	31.138	19.357	1'46.581C	266,0	16:54'29.747								
22	21.895	33.620	28.885	18.207	1'42.607C	267,3	16:56'12.354								
23	22.252	34.743	28.893	2'56.469	4'22.357CP	268,0	17:00'34.711								
24	5'58.140	43.392	41.622	1'06.112	8'29.266P	182,4	17:09'03.977								
25	35.767	33.720	29.728	18.255	1'57.470CP	182,1	17:11'01.447								

90 AKM Motorsport (1'43.263)

Giro	Seg.1	Seg.2	Seg.3	Seg.4	T. Giro	km/h	Local Time
1							16:10'35.619
2	55.657	38.629	54.119	21.502	2'49.907P	180,0	16:13'25.526
3	22.485	35.135	30.922	18.567	1'47.109	270,7	16:15'12.635
4	22.385	35.224	33.700	18.579	1'49.888	270,7	16:17'02.523
5	22.382	34.852	30.884	18.718	1'46.836	270,0	16:18'49.359
6	22.279	34.533	31.017	19.218	1'47.047	271,4	16:20'36.406
7	22.358	35.939	30.015	18.380	1'46.692	271,4	16:22'23.098
8	22.240	34.992	32.596	18.734	1'48.562	272,7	16:24'11.660
9	22.153	34.436	29.774	18.470	1'44.833	271,4	16:25'56.493
10	24.305	36.706	30.698	3'44.502	5'16.211P	271,4	16:31'12.704
11	40.503	36.033	32.339	19.113	2'07.988P	144,0	16:33'20.692
12	28.900	40.170	34.565	13'45.977	15'29.612P	180,0	16:48'50.304
13	37.550	35.346	29.834	18.431	2'01.161P	184,3	16:50'51.465
14	22.261	34.356	29.796	18.405	1'44.818	272,0	16:52'36.283
15	22.026	34.752	30.128	18.305	1'45.211C	273,4	16:54'21.494
16	21.917	34.137	29.104	18.337	1'43.495	272,0	16:56'04.989
17	21.874	34.020	31.185	18.494	1'45.573	272,7	16:57'50.562
18	21.947	34.037	37.502	6'06.307	7'39.793P	273,4	17:05'30.355
19	1'32.919	35.088	30.123	1'21.997	4'00.127P	184,6	17:09'30.482
20	37.541	34.229	29.990	18.406	2'00.166CP	184,3	17:11'30.648

77 Nova Race Events (1'43.495)

207 Nova Race Events (1'53.756)

88 LP Racing (1'43.436)

Giro	Seg.1	Seg.2	Seg.3	Seg.4	T. Giro	km/h	Local Time
1							16:11'56.782
2	47.834	35.877	30.255	18.639	2'12.605P	172,5	16:14'09.387
3	22.886	36.601	30.253	19.099	1'48.839	268,7	16:15'58.226
4	22.994	34.566	29.423	18.298	1'45.281	266,0	16:17'43.507
5	22.146	34.008	29.620	18.356	1'44.130	266,7	16:19'27.637
6	22.243	34.058	29.657	2'11.793	3'37.751P	266,7	16:23'05.388
7	37.387	35.440	31.062	18.502	2'02.391P	181,5	16:25'07.779
8	22.475	34.746	30.127	18.500	1'45.848	266,0	16:26'53.627
9	22.571	34.816	30.366	18.444	1'46.197	267,3	16:28'39.824
10	23.075	35.296	30.047	18.527	1'46.945	266,7	16:30'26.769
11	22.426	35.270	30.046	2'28.867	3'56.609P	266,0	16:34'23.378
12	37.581	34.997	30.152	21.267	2'03.997P	181,2	16:36'27.375
13	22.439	34.870	29.460	21.960	1'48.729	267,3	16:38'16.104
14	22.985	34.387	29.704	18.830	1'45.906	259,6	16:40'02.010
15	23.338	35.097	29.677	18.364	1'46.476	268,0	16:41'48.486
16	24.101	36.919	29.273	18.337	1'48.630	270,0	16:43'37.116
17	22.653	34.283	29.887	18.911	1'45.734	268,7	16:45'22.850
18	22.270	34.178	31.099	18.513	1'46.060	269,3	16:47'08.910
19	23.038	34.143	29.276	18.590	1'45.047	267,3	16:48'53.957
20	22.314	34.284	29.162	18.302	1'44.062	264,7	16:50'38.019
21	22.157	36.414	30.123	1'34.949	3'03.643P	266,7	16:53'41.662

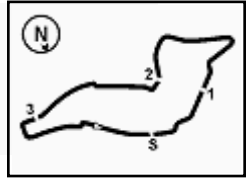
03/09/2021

P = Box In/Out - C = Tempo Invalidato



Powered by FICr PERUGIA TIMING





Imola Circuit 4.909 m

ACI Racing Weekend Imola 4-5 Settembre 2021
Campionato Italiano GT Sprint - Analisi Tempi Prove Libere 2

5 / 8

215 Ceccato Racing (1'53.836)							
Giro	Seg.1	Seg.2	Seg.3	Seg.4	T. Giro	km/h	Local Time
1							16:10'29.574
2	58.979	42.029	38.400	20.498	2'39.906P	159,8	16:13'09.480
3	24.987	38.711	32.956	20.221	1'56.875	248,8	16:15'06.355
4	24.877	38.542	33.250	20.032	1'56.701	248,3	16:17'03.056
5	24.357	38.113	32.753	20.010	1'55.233	251,2	16:18'58.289
6	24.310	38.931	34.493	1'57.264	3'34.998P	249,4	16:22'33.287
7	43.209	39.516	36.814	21.669	2'21.208P	130,8	16:24'54.495
8	24.192	37.634	32.599	19.832	1'54.257	251,7	16:26'48.752
9	24.161	37.354	32.573	19.748	1'53.836	251,7	16:28'42.588
10	24.280	37.981	34.448	20.358	1'57.067	254,7	16:30'39.655
11	24.057	37.566	32.242	20.094	1'53.959	251,7	16:32'33.614
12	39.987	37.548	34.270	4'41.546	6'17.351P	252,9	16:38'50.965
13	39.593	40.133	33.088	20.035	2'12.849P	161,0	16:41'03.814
14	24.209	37.910	32.680	20.024	1'54.823	250,0	16:42'58.637
15	24.396	38.051	32.607	19.870	1'54.924	250,6	16:44'53.561
16	24.441	37.746	32.607	21.178	1'55.972	250,0	16:46'49.533
17	24.502	37.855	33.051	3'08.016	4'43.424P	250,0	16:51'32.957
18	39.341	38.260	32.499	20.157	2'10.257P	167,4	16:53'43.214
19	24.739	37.637	33.995	20.692	1'57.063	250,6	16:55'40.277
20	24.250	39.529	35.975	1'30.320	3'10.074CP	251,2	16:58'50.351
21	7'42.993	43.399	42.662	21.336	9'30.390P	151,9	17:08'20.741
22	24.301	37.415	32.700	19.891	1'54.307	251,2	17:10'15.048

223 Ebmotors (1'52.827)							
Giro	Seg.1	Seg.2	Seg.3	Seg.4	T. Giro	km/h	Local Time
1							16:10'45.554
2	48.252	38.319	34.599	20.073	2'21.243P	162,4	16:13'06.797
3	24.218	37.521	32.284	20.063	1'54.086	252,3	16:15'00.883
4	23.887	38.150	32.962	20.206	1'55.205	251,2	16:16'56.088
5	24.013	38.059	33.042	22.869	1'57.983	251,2	16:18'54.071
6	25.744	42.910	38.080	20.655	2'07.389	220,4	16:21'01.460
7	24.239	37.565	32.556	20.172	1'54.532	250,6	16:22'55.992
8	24.079	37.826	34.425	3'50.493	5'26.823P	252,3	16:28'22.815
9	40.694	39.713	34.178	20.378	2'14.963P	160,5	16:30'37.778
10	23.738	37.065	32.296	19.728	1'52.827	250,6	16:32'30.605
11	23.762	37.162	33.160	20.471	1'54.555	252,3	16:34'25.160
12	23.657	37.131	32.845	20.139	1'53.772	252,9	16:36'18.932
13	25.512	41.667	38.331	3'34.367	5'19.877P	223,6	16:41'38.809
14	41.251	39.986	33.936	20.436	2'15.609P	163,1	16:43'54.418
15	24.496	39.114	34.554	20.709	1'58.873	250,0	16:45'53.291
16	24.164			20.270	1'55.307	251,7	16:47'48.598
17	24.264	37.724	32.746	20.130	1'54.864	251,2	16:49'43.462
18	24.227	38.463	33.329	20.216	1'56.235	251,7	16:51'39.697
19	24.110	48.328	33.417	20.210	2'06.065	250,6	16:53'45.762
20	24.323	38.384	32.909	20.120	1'55.736	251,7	16:55'41.498
21	24.142	39.108	36.580	9'12.080	10'51.910P	252,3	17:06'33.408
22	43.305	38.938	33.683	20.437	2'16.363P	157,9	17:08'49.771
23	24.292	37.955	32.884	20.089	1'55.220	251,2	17:10'44.991

228 Nova Race Events (1'53.599)							
Giro	Seg.1	Seg.2	Seg.3	Seg.4	T. Giro	km/h	Local Time
1							16:09'26.820
2	1'43.595	39.464	34.264	20.587	3'17.910P	164,9	16:12'44.730
3	25.328	40.432	33.683	20.646	2'00.089	247,7	16:14'44.819
4	24.250	38.266	33.726	20.126	1'56.368	246,0	16:16'41.187
5	24.199	38.043	32.941	20.350	1'55.533	247,7	16:18'36.720
6	24.378	38.240	39.743	20.775	2'03.136	247,1	16:20'39.856
7	24.346	38.123	33.112	21.333	1'56.914	247,1	16:22'36.770
8	24.932	38.451	33.700	1'57.106	3'34.189P	246,0	16:26'10.959

9	39.450	42.017	34.507	20.346	2'16.320P	164,1	16:28'27.279
10	24.114	38.072	33.058	20.325	1'55.569	247,7	16:30'22.848
11	24.068	38.029	32.913	20.230	1'55.240	247,7	16:32'18.088
12	24.193	37.606	32.854	20.176	1'54.829	248,3	16:34'12.917
13	24.293	38.195	32.787	20.272	1'55.547	247,1	16:36'08.464
14	24.250	40.182	34.212	1'35.230	3'13.874P	245,5	16:39'22.338
15	39.888	38.875	33.557	20.012	2'12.332P	161,0	16:41'34.670
16	24.262	37.930	32.694	20.203	1'55.089	247,1	16:43'29.759
17	24.564	37.675	32.571	19.989	1'54.799	245,5	16:45'24.558
18	24.253	37.776	32.275	20.253	1'54.557	248,8	16:47'19.115
19	23.970	37.648	32.275	19.942	1'53.835	248,3	16:49'12.950
20	24.136	37.940	32.109	20.052	1'54.237	247,1	16:51'07.187
21	24.148	37.394	32.072	19.985	1'53.599	247,7	16:53'00.786
22	24.251	37.605	32.980	1'37.766	3'12.602P	247,7	16:56'13.388
23	38.890	38.552	33.276	20.235	2'10.953P	164,1	16:58'24.341
24	26.188	43.385	37.937	5'20.050	7'07.560P	246,0	17:05'31.901
25	1'32.909	39.344	33.293	20.365	3'05.911P	165,6	17:08'37.812
26	24.195	38.044	34.254	20.083	1'56.576	245,5	17:10'34.388

251 Ebmotors (1'51.725)							
Giro	Seg.1	Seg.2	Seg.3	Seg.4	T. Giro	km/h	Local Time
1							16:10'41.750
2	51.442	38.442	34.284	20.376	2'24.544P	163,4	16:13'06.294
3	24.299	38.748	32.547	21.245	1'56.839	250,6	16:15'03.133
4	24.099	38.005	32.276	20.101	1'54.481	251,2	16:16'57.614
5	24.045	37.530	32.928	20.060	1'54.563	251,2	16:18'52.177
6	24.516	37.285	32.024	20.122	1'53.947	251,7	16:20'46.124
7	24.083	37.717	31.862	19.952	1'53.614C	251,7	16:22'39.738
8	24.435	37.220	32.918	20.637	1'55.210	253,5	16:24'34.948
9	23.859	37.149	31.862	20.102	1'52.972	251,2	16:26'27.920
10	24.117	41.401	37.684	5'24.861	7'08.063P	251,7	16:33'35.983
11	39.918	41.140	33.055	20.168	2'14.281P	163,4	16:35'50.264
12	24.163	45.908	35.197	7'26.486	9'11.754P	251,7	16:45'02.018
13	38.578	39.354	35.556	20.866	2'14.354P	163,1	16:47'16.372
14	23.885	36.907	31.785	19.847	1'52.424	251,2	16:49'08.796
15	23.753	37.051	31.503	19.857	1'52.164	250,6	16:51'00.960
16	23.627	37.204	31.604	19.797	1'52.232	250,0	16:52'53.192
17	23.577	36.841	34.596	23.004	1'58.018	251,2	16:54'51.210
18	23.806	37.314	32.353	19.965	1'53.438	251,7	16:56'44.648
19	23.509	36.799	31.504	19.913	1'51.725	251,7	16:58'36.373

274 Autorlando Sport (1'54.861)							
Giro	Seg.1	Seg.2	Seg.3	Seg.4	T. Giro	km/h	Local Time
1							16:12'46.787
2	24.780	39.390	33.777	20.774	1'58.721	250,6	16:14'45.508
3	25.026	39.434	32.890	20.482	1'57.832	251,7	16:16'43.340
4	24.547	38.668	33.175	20.475	1'56.865	252,9	16:18'40.205
5	24.331	38.528	33.524	20.743	1'57.126	253,5	16:20'37.331
6	24.768	38.615	34.160	21.983	1'59.526	251,7	16:22'36.857
7	28.183	40.762	35.587	2'12.343	3'56.875P	224,5	16:26'33.732
8	44.022	40.304	33.876	20.977	2'19.179P	148,1	16:28'52.911
9	24.773	38.814	33.275	20.549	1'57.411	252,3	16:30'50.322
10	24.649	38.794	33.108	20.576	1'57.127	253,5	16:32'47.449
11	25.332	38.685	33.157	20.751	1'57.925	254,7	16:34'45.374
12	24.850	38.634	33.038	20.455	1'56.977	253,5	16:36'42.351
13	25.070	51.571	36.514	52.756	2'45.911P	252,9	16:39'28.262
14	1'47.219	41.826	33.578	20.403	3'23.026P	163,1	16:42'51.288
15	24.616	38.267	32.579	20.030	1'55.492	252,3	16:44'46.780
16	24.149	37.734	32.594	20.384	1'54.861	253,5	16:46'41.641
17	24.498	37.821	32.569	20.196	1'55.084	251,2	16:48'36.725
18	24.317	37.778	32.756	20.369	1'55.220	252,9	16:50'31.945
19	24.592	40.787	39.229	41.579	2'26.187P	253,5	16:52'58.132
20	3'15.234	41.576	37.416	20.932	4'55.158P	129,0	16:57'53.290

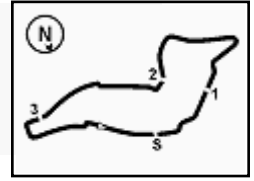
03/09/2021

P = Box In/Out - C = Tempo Invalidato



Powered by FICr PERUGIA TIMING





ACI Racing Weekend Imola 4-5 Settembre 2021
Campionato Italiano GT Sprint - Analisi Tempi Prove Libere 2

Imola Circuit 4.909 m

6 / 8

21	24.590	42.891	44.028	5'19.772	7'11.281P	249,4	17:05'04.571
22	1'45.619	41.232	33.097	20.454	3'20.402P	150,4	17:08'24.973
23	24.675	38.668	33.311	20.387	1'57.041	250,0	17:10'22.014

2	22.940	36.505	30.908	21.409	1'51.762	276,2	16:14'08.283
3	23.673	36.578	30.237	19.013	1'49.501	254,1	16:15'57.784
4	22.859	36.332	30.093	18.938	1'48.222	277,6	16:17'46.006
5	22.778	36.047	30.078	19.763	1'48.666	276,9	16:19'34.672
6	22.804	36.441	30.514	19.042	1'48.801	275,5	16:21'23.473
7	22.807	36.544	30.581	19.011	1'48.943	276,2	16:23'12.416
8	22.972	36.511	39.692	2'35.546	4'14.721P	276,9	16:27'27.137
9	45.812	39.930	30.985	18.912	2'15.639P	156,3	16:29'42.776
10	22.703	35.585	30.147	19.049	1'47.484	277,6	16:31'30.260
11	22.613	35.279	29.585	18.790	1'46.267	278,4	16:33'16.527
12	22.692	35.598	29.482	19.073	1'46.845	276,2	16:35'03.372
13	22.415	35.276	30.080	19.028	1'46.799	278,4	16:36'50.171
14	22.889	40.442	38.112	2'32.672	4'14.115P	275,5	16:41'04.286
15	40.180	36.047	30.623	19.028	2'05.878P	182,4	16:43'10.164
16	22.546	35.550	30.113	18.736	1'46.945	277,6	16:44'57.109
17	22.393	35.573	31.793	2'06.759	3'36.518P	278,4	16:48'33.627
18	38.078	35.991	29.980	18.608	2'02.657P	184,6	16:50'36.284
19	22.602	35.373	30.047	18.621	1'46.643	276,2	16:52'22.927
20	22.405	35.339	29.797	18.506	1'46.047	276,2	16:54'08.974
21	22.398	34.948	29.839	18.532	1'45.717	276,9	16:55'54.691
22	22.405	35.310	29.730	19.580	1'47.025	277,6	16:57'41.716
23	22.419	34.930	34.216	2'05.833	3'37.398P	276,9	17:01'19.114
24	5'14.993	36.347	30.160	18.690	6'40.190P	184,9	17:07'59.304
25	22.265	35.325	29.519	18.490	1'45.599C	276,2	17:09'44.903

Giro	Seg.1	Seg.2	Seg.3	Seg.4	T. Giro	km/h	Local Time
1		41.883	34.846	21.163		148,4	16:12'41.652
2	24.991	39.038	33.766	20.640	1'58.435	250,0	16:14'40.087
3	24.582	38.609	35.223	20.644	1'59.058	253,5	16:16'39.145
4	24.644	38.864	32.956	20.338	1'56.802	254,7	16:18'35.947
5	24.443	38.646	33.860	20.780	1'57.729	253,5	16:20'33.676
6	24.646	38.797	33.500	20.598	1'57.541	252,9	16:22'31.217
7	25.010	38.124	33.157	38.681	2'14.972P	248,3	16:24'46.189
8	1'35.317	39.289	33.250	20.133	3'07.989P	155,0	16:27'54.178
9	24.518	37.768	33.353	20.137	1'55.776	255,3	16:29'49.954
10	24.234	37.515	32.814	20.099	1'54.662	253,5	16:31'44.616
11	24.326	38.254	32.498	20.095	1'55.173	254,1	16:33'39.789
12	24.974	38.654	32.920	2'01.829	3'38.377P	254,1	16:37'18.166
13	40.604	38.865	33.623	19.936	2'13.028P	163,1	16:39'31.194
14	24.101	37.310	32.082	19.935	1'53.428	254,1	16:41'24.622
15	24.270	37.162	32.241	20.226	1'53.899	253,5	16:43'18.521
16	24.430	37.161	32.566	20.091	1'54.248	254,7	16:45'12.769
17	24.319	37.372	32.195	20.059	1'53.945	254,1	16:47'06.714
18	25.573	39.188	33.279	2'10.480	3'48.520P	243,2	16:50'55.234
19	42.279	39.584	33.690	20.462	2'16.015P	160,5	16:53'11.249
20	24.580	37.979	34.563	20.404	1'57.526	252,9	16:55'08.775
21	24.408	38.250	33.666	20.544	1'56.868	253,5	16:57'05.643
22	24.665	38.577	33.261	49.216	2'25.719CP	253,5	16:59'31.362
23	7'32.541	39.843	36.263	20.861	9'09.508P	157,9	17:08'40.870
24	24.646	39.014	33.918	20.398	1'57.976	253,5	17:10'38.846

Giro	Seg.1	Seg.2	Seg.3	Seg.4	T. Giro	km/h	Local Time
1							16:11'36.400
2	51.326	40.956	34.498	20.586	2'27.366P	173,1	16:14'03.766
3	26.032	41.514	32.794	20.638	2'00.978	211,4	16:16'04.744
4	26.226	36.972	35.377	20.238	1'58.813	243,8	16:18'03.557
5	23.399	36.511	35.091	20.299	1'55.300	267,3	16:19'58.857
6	24.806	35.924	30.732	18.987	1'50.449	274,8	16:21'49.306
7	23.063	36.878	32.051	19.059	1'51.051	277,6	16:23'40.357
8	23.214	37.797	30.519	19.004	1'50.534	274,8	16:25'30.891
9	23.536	35.888	31.416	18.815	1'49.655	276,2	16:27'20.546
10	23.796	35.990	30.481	19.010	1'49.277	276,9	16:29'09.823
11	22.892	35.895	31.866	19.229	1'49.882	276,2	16:30'59.705
12	22.683	35.648	30.340	19.123	1'47.794	276,9	16:32'47.499
13	23.412	36.607	30.872	19.098	1'49.989	275,5	16:34'37.488
14	24.289	37.834	31.239	18.964	1'52.326	239,5	16:36'29.814
15	22.925	36.022	30.478	3'40.542	5'09.967P	276,2	16:41'39.781
16	42.636	39.283	33.987	23.070	2'18.976P	158,1	16:43'58.757
17	23.406	36.456	30.682	19.019	1'49.563	268,0	16:45'48.320
18	23.350	39.755	34.638	19.238	1'56.981	273,4	16:47'45.301
19	23.403	39.446	37.462	19.770	2'00.081	276,9	16:49'45.382
20	22.665	36.596	30.789	19.880	1'49.930	274,8	16:51'35.312
21	24.019	37.323	30.380	18.861	1'50.583	275,5	16:53'25.895
22	22.684	35.969	30.546	18.829	1'48.028	274,8	16:55'13.923
23	22.885	35.589	30.179	2'54.625	4'23.278CP	274,8	16:59'37.201
24	6'55.158	35.522	29.999	18.742	8'19.421P	184,9	17:07'56.622
25	22.528	34.866	29.843	18.494	1'45.731	275,5	17:09'42.353
26	22.163	34.882	29.807	18.462	1'45.314	276,2	17:11'27.667

Giro	Seg.1	Seg.2	Seg.3	Seg.4	T. Giro	km/h	Local Time
1		40.710	35.138	19.883		163,9	16:12'26.745
2	24.487	37.403	32.161	19.353	1'53.404	250,0	16:14'20.149
3	23.368	36.635	31.669	19.299	1'50.971	275,5	16:16'11.120
4	23.221	38.082	32.485	19.975	1'53.763	275,5	16:18'04.883
5	23.945	36.495	31.359	19.104	1'50.903	264,1	16:19'55.786
6	23.231	36.473	30.985	19.320	1'50.009	274,1	16:21'45.795
7	22.941	36.491	32.801	20.797	1'53.030	273,4	16:23'38.825
8	24.342	39.283	31.586	19.299	1'54.510	241,6	16:25'33.335
9	24.413	38.278	32.105	19.587	1'54.383	272,0	16:27'27.718
10	23.232	36.514	31.551	19.078	1'50.375	276,2	16:29'18.093
11	23.244	36.056	30.984	19.191	1'49.475	271,4	16:31'07.568
12	23.042	36.084	31.216	19.195	1'49.537C	274,8	16:32'57.105
13	23.304	36.180	36.435	2'56.651	4'32.570P	275,5	16:37'29.675
14	45.134	39.353	34.292	20.033	2'18.812P	140,4	16:39'48.487
15	24.680	39.959	33.569	20.315	1'58.523	272,0	16:41'47.010
16	25.186	40.320	34.068	20.145	1'59.719	264,7	16:43'46.729
17	24.541	38.040	34.465	21.311	1'58.357	274,8	16:45'45.086
18	25.165	40.320	32.999	20.094	1'58.578	270,0	16:47'43.664
19	24.689	39.385	32.661	19.839	1'56.574	270,7	16:49'40.238
20	24.367	37.970	32.575	19.852	1'54.764	274,1	16:51'35.002
21	24.004	38.194	32.389	19.362	1'53.949	274,8	16:53'28.951
22	24.101	37.317	33.255	20.213	1'54.886	275,5	16:55'23.837
23	23.766	38.088	34.178	19.609	1'55.641	277,6	16:57'19.478
24	24.152	37.472	38.079	7'37.950	9'17.653P	276,2	17:06'37.131
25	47.382	38.978	31.826	19.999	2'18.185P	139,2	17:08'55.316
26	24.124	37.812	31.424	19.502	1'52.862	274,1	17:10'48.178

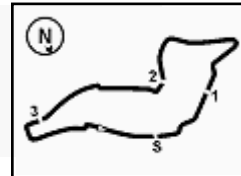
Giro	Seg.1	Seg.2	Seg.3	Seg.4	T. Giro	km/h	Local Time
1							16:12'19.636
2	24.632	37.517	30.233	18.703	1'51.085	274,1	16:14'10.721
3	22.911	35.663	38.951	19.778	1'57.303	279,8	16:16'08.024
4	22.671	35.168	30.248	18.562	1'46.649	279,8	16:17'54.673
5	22.357	34.916	30.066	18.487	1'45.826	278,4	16:19'40.499
6	22.486	35.229	29.987	18.586	1'46.288	279,1	16:21'26.787
7	23.431	35.084	32.326	2'18.143	3'48.984P	224,1	16:25'15.771

Giro	Seg.1	Seg.2	Seg.3	Seg.4	T. Giro	km/h	Local Time
1		38.735	30.871	19.199		162,2	16:12'16.521

03/09/2021

P = Box In/Out - C = Tempo Invalidato





ACI Racing Weekend Imola 4-5 Settembre 2021 Campionato Italiano GT Sprint - Analisi Tempi Prove Libere 2

Imola Circuit 4.909 m

7 / 8

Table with 12 columns (Giro, Seg.1, Seg.2, Seg.3, Seg.4, T. Giro, km/h, Local Time) and 15 rows of driver data.

333 SR&R (1'46.898)

Table with 8 columns (Giro, Seg.1, Seg.2, Seg.3, Seg.4, T. Giro, km/h, Local Time) and 25 rows of driver data.

381 Tsunami R.T. (1'47.258)

Table with 8 columns (Giro, Seg.1, Seg.2, Seg.3, Seg.4, T. Giro, km/h, Local Time) and 25 rows of driver data.

334 SR&R (1'51.051)

Table with 8 columns (Giro, Seg.1, Seg.2, Seg.3, Seg.4, T. Giro, km/h, Local Time) and 10 rows of driver data.

391 Best Lap (1'47.002)

Table with 8 columns (Giro, Seg.1, Seg.2, Seg.3, Seg.4, T. Giro, km/h, Local Time) and 23 rows of driver data.

355 Easy Race (1'45.107)

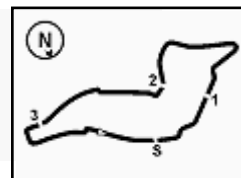
Table with 8 columns (Giro, Seg.1, Seg.2, Seg.3, Seg.4, T. Giro, km/h, Local Time) and 14 rows of driver data.

03/09/2021 P = Box In/Out - C = Tempo Invaldato



Powered by FICr PERUGIA TIMING



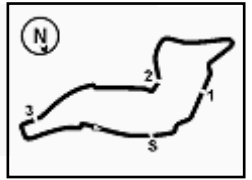


ACI Racing Weekend Imola 4-5 Settembre 2021
Campionato Italiano GT Sprint - Analisi Tempi Prove Libere 2

399 Dionisio Ermanno (1'47.221)

Giro	Seg.1	Seg.2	Seg.3	Seg.4	T. Giro	km/h	Local Time
1							16:11'54.891
2	50.288	37.829	32.174	19.477	2'19.768P	176,5	16:14'14.659
3	23.161	35.905	31.383	19.376	1'49.825	270,0	16:16'04.484
4	24.429	36.445	32.384	19.592	1'52.850	271,4	16:17'57.334
5	23.274	35.797	33.050	19.423	1'51.544	270,0	16:19'48.878
6	22.915	35.990	31.262	19.256	1'49.423	270,7	16:21'38.301
7	22.944	35.560	31.112	19.099	1'48.715	266,7	16:23'27.016
8	23.053	40.612	32.544	19.728	1'55.937	270,7	16:25'22.953
9	23.102	35.771	31.280	19.118	1'49.271	269,3	16:27'12.224
10	22.953	37.600	33.056	19.255	1'52.864	270,0	16:29'05.088
11	23.185	36.746	32.893	1'43.024	3'15.848P	272,0	16:32'20.936
12	38.711	38.237	31.549	19.531	2'08.028P	158,8	16:34'28.964
13	23.298	36.054	31.146	19.275	1'49.773	269,3	16:36'18.737
14	22.925	35.652	31.034	19.406	1'49.017	271,4	16:38'07.754
15	23.210	36.228	30.984	18.905	1'49.327	270,0	16:39'57.081
16	23.073	35.657	36.566	3'56.226	5'31.522P	272,7	16:45'28.603
17	43.490	38.870	33.364	19.606	2'15.330P	177,0	16:47'43.933
18	24.549	36.521	32.771	19.151	1'52.992	269,3	16:49'36.925
19	22.894	38.582	31.465	19.051	1'51.992	269,3	16:51'28.917
20	22.806	36.807	31.700	18.933	1'50.246	272,7	16:53'19.163
21	22.980	36.027	31.310	2'19.103	3'49.420P	272,0	16:57'08.583
22	40.486	35.647	35.907	6'10.479	8'02.519P	181,8	17:05'11.102
23	1'35.820	35.849	32.512	19.149	3'03.330P	157,0	17:08'14.432
24	22.425	35.670	30.445	18.681	1'47.221	273,4	17:10'01.653

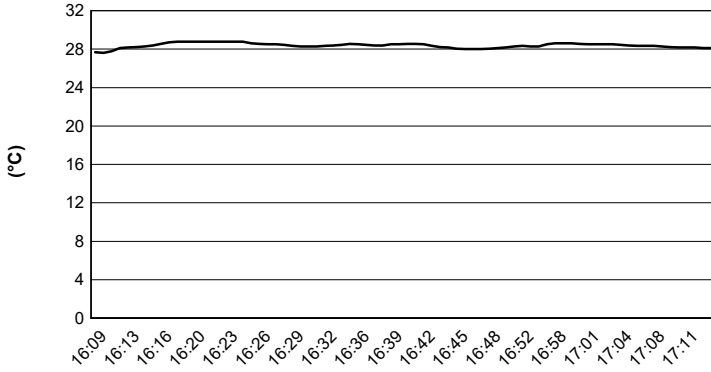




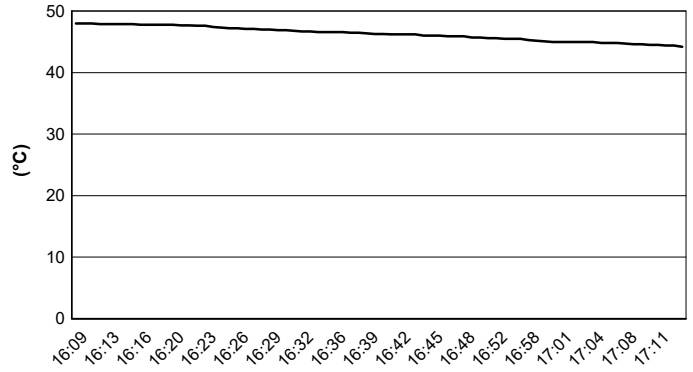
Imola Circuit 4.909 m

ACI Racing Weekend Imola 4-5 Settembre 2021
Campionato Italiano GT Sprint - Meteo Prove Libere 2
Session started 16:09 - Session ended 17:14

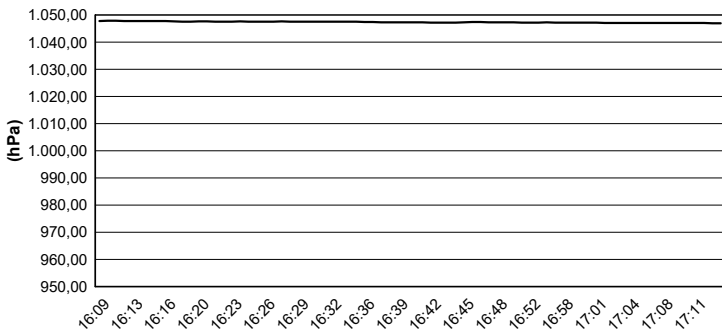
Air Temperature



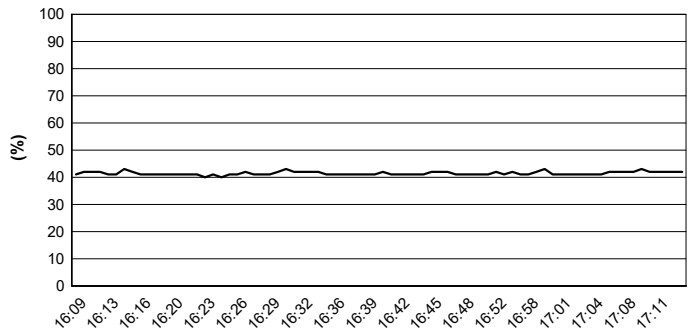
Track Temperature



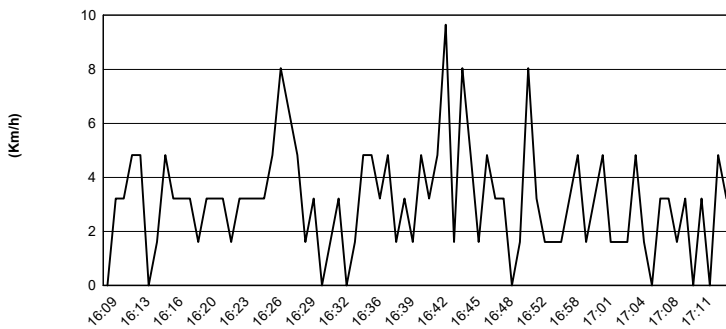
Air Pressure



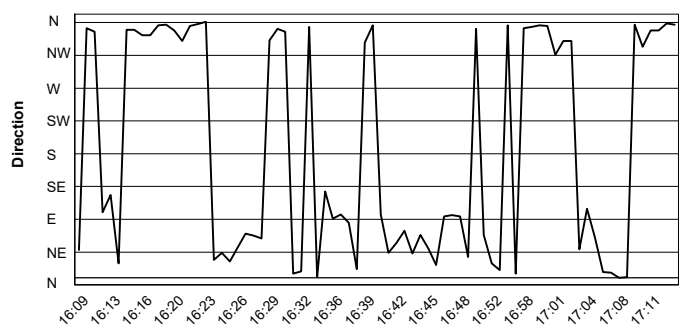
Humidity



Wind Speed



Wind Direction



03/09/2021

