

ACI Racing Weekend Imola, 24-25 Luglio 2021

Italian F4 Championship by Abarth - Result Race 2

Laps 16 = 78,544 km - Avg 142,910 km/h - Race Time 32'58.583

No.	Driver	Nat	Entrant	Team	Car	Class	Laps	Time	Gap	Rel.	Fastest Lap
1	87 BEARMAN Oliver	GBR	Van Amersfoort Racing	Van Amersfoort Racing	Tatuus F4 T014 Abarth		16	32'58.583			3 1'44.996
2	72 FORNAROLI Leonardo	ITA	Iron Lynx	Iron Lynx	Tatuus F4 T014 Abarth		16	32'58.865	0.282	0.282	3 1'44.791
3	15 BEDRIN Nikita	RUS	Van Amersfoort Racing	Van Amersfoort Racing	Tatuus F4 T014 Abarth	R	16	32'59.403	0.820	0.538	14 1'45.111
4	10 DÜRKSEN Joshua	PRY	Muecke Motorsport	Muecke Motorsport	Tatuus F4 T014 Abarth		16	33'01.298	2.715	1.895	13 1'45.289
5	86 VALINT Bence	HUN	Van Amersfoort Racing	Van Amersfoort Racing	Tatuus F4 T014 Abarth		16	33'02.481	3.898	1.183	14 1'45.316
6	13 DUFEK Joshua	CHE	Van Amersfoort Racing	Van Amersfoort Racing	Tatuus F4 T014 Abarth		16	33'02.632	4.049	0.151	14 1'45.131
7	20 LAURSEN Conrad	DNK	Prema Powerteam	Prema Powerteam	Tatuus F4 T014 Abarth	R	16	33'03.372	4.789	0.740	14 1'45.198
8P	6 MONTOYA Sebastian	COL	Prema Powerteam	Prema Powerteam	Tatuus F4 T014 Abarth		16	33'04.947	6.364	1.575	3 1'45.110
9	73 ARMANNI Pietro	ITA	Iron Lynx	Iron Lynx	Tatuus F4 T014 Abarth	R	16	33'08.558	9.975	3.611	14 1'46.299
10	18 CENYU Han	CHN	Van Amersfoort Racing	Van Amersfoort Racing	Tatuus F4 T014 Abarth		16	33'08.850	10.267	0.292	3 1'45.657
11	22 CATINO Vittorio	ITA	Cram Motorsport	Cram Motorsport	Tatuus F4 T014 Abarth	R	16	33'09.257	10.674	0.407	3 1'45.784
12	37 SZTUKA Kacper	POL	AS Motorsport	AS Motorsport	Tatuus F4 T014 Abarth	R	16	33'09.324	10.741	0.067	14 1'46.279
13	23 ZUNIGA Erick	MEX	Muecke Motorsport	Muecke Motorsport	Tatuus F4 T014 Abarth		16	33'10.329	11.746	1.005	13 1'45.461
14	83 WEUG Maya	NLD	Iron Lynx	Iron Lynx	Tatuus F4 T014 Abarth	R	16	33'10.984	12.401	0.655	13 1'46.178
15	27 GARCJARCE DAVILA Jorge	MEX	Jenzer Motorsport	Jenzer Motorsport	Tatuus F4 T014 Abarth		16	33'11.342	12.759	0.358	14 1'46.051
16	12 PATRESE Lorenzo	ITA	AKM Motorsport	AKM Motorsport	Tatuus F4 T014 Abarth	R	16	33'14.389	15.806	3.047	13 1'45.972
17	17 BIZZOTTO Leonardo	ITA	BVM Racing	BVM Racing	Tatuus F4 T014 Abarth	R	16	33'14.397	15.814	0.008	13 1'45.867
18	77 PERINO Pedro	POR	DR Formula	DR Formula	Tatuus F4 T014 Abarth	R	16	33'15.351	16.768	0.954	15 1'46.446
19	11 REVESZ Levente	HUN	AKM Motorsport	AKM Motorsport	Tatuus F4 T014 Abarth	R	16	33'15.630	17.047	0.279	15 1'46.586
20	24 WISNICKI Piotr	POL	Jenzer Motorsport	Jenzer Motorsport	Tatuus F4 T014 Abarth		16	33'15.723	17.140	0.093	15 1'45.649
21	88 AL QUBAISI Hamda	UAE	Prema Powerteam	Prema Powerteam	Tatuus F4 T014 Abarth		16	33'16.121	17.538	0.398	13 1'45.826
22	68 RAMOS REYNOSO Santiago	MEX	Jenzer Motorsport	Jenzer Motorsport	Tatuus F4 T014 Abarth		16	33'16.718	18.135	0.597	14 1'46.859
23	79 MARKOGIANNIS Georgios	GRC	Cram Motorsport	Cram Motorsport	Tatuus F4 T014 Abarth	R	16	33'17.137	18.554	0.419	14 1'46.750
24	35 BAPTISTE Nicolas	COL	Cram Motorsport	Cram Motorsport	Tatuus F4 T014 Abarth	R	16	33'17.490	18.907	0.353	14 1'46.030
25P	7 SMAL Kirill	RUS	Prema Powerteam	Prema Powerteam	Tatuus F4 T014 Abarth		15	33'59.753	1 Lap	1 Lap	3 1'45.344
----- Not Classified -----											
RET	25 BEN Samir	CHE	Jenzer Motorsport	Jenzer Motorsport	Tatuus F4 T014 Abarth	R	8	17'13.463	8 Laps		4 1'46.180
RET	41 RIED Jonas	DEU	Muecke Motorsport	Muecke Motorsport	Tatuus F4 T014 Abarth	R	8	17'16.108	8 Laps		4 1'46.437
RET	52 REXHEPI Eron	CHE	BVM Racing	BVM Racing	Tatuus F4 T014 Abarth	R	7	15'25.305	9 Laps		4 1'47.795
RET	28 BRASCHI Francesco	ITA	Jenzer Motorsport	Jenzer Motorsport	Tatuus F4 T014 Abarth	R	4	7'09.641	12 Laps		3 1'45.747
RET	5 CAPIETTO Maceo	FRA	Prema Powerteam	Prema Powerteam	Tatuus F4 T014 Abarth	R	4	7'17.093	12 Laps		3 1'46.458

Starting: 30 Classified: 25 Not Classified: 0 Retired: 5 Not Started: 0

Fastest Lap N. 3 No. 72 Leonardo Fornaroli Time 1'44.791 Avg. 168,644 Km/h

The driver n.6 (Montoya S.) penalized 5 sec for Steward decision.
The driver n.7 (Smal K.) penalized 5 sec for Steward decision.

Humidity:	29%	AIR	31°C
Condition:	DRY	Track	40°C

Clerk of the Course : Massimiliano Ghinassi

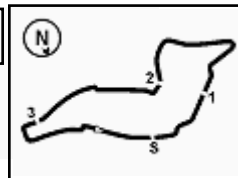
Race Director : Alessandro Ferrari

25/07/2021 Start 10:23 End 10:57



Powered by FICr PERUGIA TIMING





ACI Racing Weekend Imola, 24-25 Luglio 2021

Italian F4 Championship by Abarth - Result Race 2

Laps 4 = 19,636 km - Avg 35,727 km/h - Race Time 7'17.093

Penalty and Infraction

Clerk of the Course : Massimiliano Ghinassi

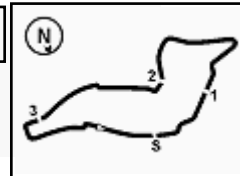
Race Director : Alessandro Ferrari

	Start	End
25/07/2021	10:23	10:57



Powered by FICr PERUGIA TIMING





ACI Racing Weekend Imola, 24-25 Luglio 2021

Italian F4 Championship by Abarth - Result by Class Race 2

Rookie

Laps 16 = 78,544 km - Avg 142,850 km/h - Race Time 32'59.403

No.	Driver	Nat	Entrant	Team	Car	Laps	Time	Gap	Rel.	Fastest Lap
1	15 BEDRIN Nikita	RUS	Van Amersfoort Racing	Van Amersfoort Racing	Tatuus F4 T014 Abarth	16	32'59.403		14	1'45.111
2	20 LAURSEN Conrad	DNK	Prema Powerteam	Prema Powerteam	Tatuus F4 T014 Abarth	16	33'03.372	3.969	3.969	14 1'45.198
3	73 ARMANNI Pietro	ITA	Iron Lynx	Iron Lynx	Tatuus F4 T014 Abarth	16	33'08.558	9.155	5.186	14 1'46.299
4	22 CATINO Vittorio	ITA	Cram Motorsport	Cram Motorsport	Tatuus F4 T014 Abarth	16	33'09.257	9.854	0.699	3 1'45.784
5	37 SZTUKA Kacper	POL	AS Motorsport	AS Motorsport	Tatuus F4 T014 Abarth	16	33'09.324	9.921	0.067	14 1'46.279
6	83 WEUG Maya	NLD	Iron Lynx	Iron Lynx	Tatuus F4 T014 Abarth	16	33'10.984	11.581	1.660	13 1'46.178
7	12 PATRESE Lorenzo	ITA	AKM Motorsport	AKM Motorsport	Tatuus F4 T014 Abarth	16	33'14.389	14.986	3.405	13 1'45.972
8	17 BIZZOTTO Leonardo	ITA	BVM Racing	BVM Racing	Tatuus F4 T014 Abarth	16	33'14.397	14.994	0.008	13 1'45.867
9	77 PERINO Pedro	POR	DR Formula	DR Formula	Tatuus F4 T014 Abarth	16	33'15.351	15.948	0.954	15 1'46.446
10	11 REVESZ Levente	HUN	AKM Motorsport	AKM Motorsport	Tatuus F4 T014 Abarth	16	33'15.630	16.227	0.279	15 1'46.586
11	79 MARKOGIANNIS Georgios	GRC	Cram Motorsport	Cram Motorsport	Tatuus F4 T014 Abarth	16	33'17.137	17.734	1.507	14 1'46.750
12	35 BAPTISTE Nicolas	COL	Cram Motorsport	Cram Motorsport	Tatuus F4 T014 Abarth	16	33'17.490	18.087	0.353	14 1'46.030
----- Not Classified -----										
RET	25 BEN Samir	CHE	Jenzer Motorsport	Jenzer Motorsport	Tatuus F4 T014 Abarth	8	17'13.463	8 Laps	4	1'46.180
RET	41 RIED Jonas	DEU	Muecke Motorsport	Muecke Motorsport	Tatuus F4 T014 Abarth	8	17'16.108	8 Laps	4	1'46.437
RET	52 REXHEPI Eron	CHE	BVM Racing	BVM Racing	Tatuus F4 T014 Abarth	7	15'25.305	9 Laps	4	1'47.795
RET	28 BRASCHI Francesco	ITA	Jenzer Motorsport	Jenzer Motorsport	Tatuus F4 T014 Abarth	4	7'09.641	12 Laps	3	1'45.747
RET	5 CAPIETTO Maceo	FRA	Prema Powerteam	Prema Powerteam	Tatuus F4 T014 Abarth	4	7'17.093	12 Laps	3	1'46.458

Starting: 17 Classified: 12 Not Classified: 0 Retired: 5 Not Started: 0
Fastest Lap N. 14 No. 15 Nikita Bedrin Time 1'45.111 Avg. 168,131 Km/h

Humidity:	29%	AIR	31°C
Condition:	DRY	Track	40°C

Clerk of the Course : Massimiliano Ghinassi

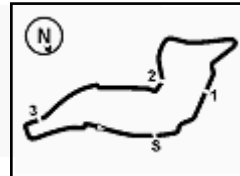
Race Director : Alessandro Ferrari

25/07/2021 Start 10:23 End 10:57



Powered by FICr PERUGIA TIMING





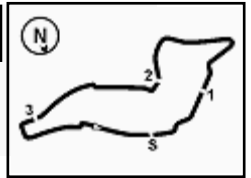
Imola Circuit 4.909 m

ACI Racing Weekend Imola, 24-25 Luglio 2021
Italian F4 Championship by Abarth - Lap Chart Race 2

	Lap															
	1	2	3	4	5	6	7	8	9	10	11	12	13	14	15	16
1	87	87	87	87	87	87	87	87	87	87	87	87	87	87	87	87
2	72	72	72	72	72	72	72	72	72	72	72	72	72	72	72	72
3	15	15	15	15	15	15	15	15	15	15	15	15	15	15	15	15
4	28	28	28	10	10	10	10	10	10	10	10	10	10	10	6	6
5	10	10	10	86	86	86	86	86	86	86	6	6	6	6	10	10
6	86	86	86	28	13	13	13	6	6	6	86	13	13	13	86	86
7	7	7	7	7	73	73	73	73	20	20	13	86	86	86	13	13
8	73	73	73	73	6	6	6	20	73	73	20	20	20	20	20	20
9	37	37	37	13	18	18	18	13	13	13	73	73	73	73	73	73
10	13	13	13	6	20	20	20	18	18	7	18	18	18	18	18	18
11	18	6	6	37	37	37	37	7	7	18	37	37	37	37	37	22
12	20	18	18	18	7	7	7	37	37	37	22	22	22	22	22	37
13	6	20	20	20	83	83	83	83	83	83	12	12	12	12	12	23
14	5	83	83	83	22	22	22	22	22	22	83	83	83	83	23	83
15	83	5	5	5	12	12	12	12	12	12	88	88	88	23	83	27
16	88	88	88	88	88	88	88	88	88	88	27	27	23	27	27	12
17	12	12	12	22	25	25	25	25	27	27	23	23	27	17	17	17
18	17	17	22	12	17	17	17	27	23	23	17	17	17	24	24	77
19	22	22	17	17	41	41	41	17	17	17	24	24	24	88	77	11
20	25	25	25	25	27	27	27	23	77	77	77	77	77	77	11	24
21	35	35	41	41	35	35	35	35	11	11	11	11	11	11	88	88
22	41	41	27	27	23	23	23	41	24	24	68	68	68	68	68	68
23	68	27	35	35	52	52	52	11	79	79	79	79	79	79	35	79
24	11	68	79	52	11	11	11	77	68	68	35	35	35	35	79	35
25	27	11	68	23	77	77	77	24	35	35	7	7	7	7	7	
26	79	79	24	11	68	68	68	79								
27	24	24	52	77	24	24	24	68								
28	52	52	23	68	79	79	79									
29	77	23	11	24												
30	23	77	77	79												

Final Result		
1	87 BEARMAN O.	Laps 16
2	72 FORNAROLI L.	0.282
3	15 BEDRIN N.	0.820
4	6 MONTOYA S.	1.364
5	10 DÜRKSEN J.	2.715
6	86 VALINT B.	3.898
7	13 DUFEK J.	4.049
8	20 LAURSEN C.	4.789
9	73 ARMANNI P.	9.975
10	18 CENYU H.	10.267
11	22 CATINO V.	10.674
12	37 SZTUKA K.	10.741
13	23 ZUNIGA E.	11.746
14	83 WEUG M.	12.401
15	27 GARCJARCE DAVILA	12.759
16	12 PATRESE L.	15.806
17	17 BIZZOTTO L.	15.814
18	77 PERINO P.	16.768
19	11 REVESZ L.	17.047
20	24 WISNICKI P.	17.140
21	88 AL QUBAISI H.	17.538
22	68 RAMOS REYNOSO S	18.135
23	79 MARKOGIANNIS G.	18.554
24	35 BAPTISTE N.	18.907
25	7 SMAL K.	1 Lap
RET	25 BEN S.	8 Laps
RET	41 RIED J.	8 Laps
RET	52 REXHEPI E.	9 Laps
RET	28 BRASCHI F.	12 Laps
RET	5 CAPIETTO M.	12 Laps





ACI Racing Weekend Imola, 24-25 Luglio 2021
Italian F4 Championship by Abarth - Best Sectors & Speed Race 2

RESULTS

1	87 BEARMAN Oliver	Tatuus F4 T014 Abarth	Laps 16
2	72 FORNAROLI Leonardo	Tatuus F4 T014 Abarth	0.282
3	15 BEDRIN Nikita	Tatuus F4 T014 Abarth	0.820
4	6 MONTOYA Sebastian	Tatuus F4 T014 Abarth	1.364
5	10 DÜRKSEN Joshua	Tatuus F4 T014 Abarth	2.715
6	86 VALINT Bence	Tatuus F4 T014 Abarth	3.898
7	13 DUFEK Joshua	Tatuus F4 T014 Abarth	4.049
8	20 LAURSEN Conrad	Tatuus F4 T014 Abarth	4.789
9	73 ARMANNI Pietro	Tatuus F4 T014 Abarth	9.975
10	18 CENYU Han	Tatuus F4 T014 Abarth	10.267
11	22 CATINO Vittorio	Tatuus F4 T014 Abarth	10.674
12	37 SZTUKA Kacper	Tatuus F4 T014 Abarth	10.741
13	23 ZUNIGA Erick	Tatuus F4 T014 Abarth	11.746
14	83 WEUG Maya	Tatuus F4 T014 Abarth	12.401
15	27 GARCJARCE DAVILA Jorge	Tatuus F4 T014 Abarth	12.759
16	12 PATRESE Lorenzo	Tatuus F4 T014 Abarth	15.806
17	17 BIZZOTTO Leonardo	Tatuus F4 T014 Abarth	15.814
18	77 PERINO Pedro	Tatuus F4 T014 Abarth	16.768
19	11 REVESZ Levente	Tatuus F4 T014 Abarth	17.047
20	24 WISNICKI Piotr	Tatuus F4 T014 Abarth	17.140
21	88 AL QUBAIS I Hamda	Tatuus F4 T014 Abarth	17.538
22	68 RAMOS REYNOSO Santiago	Tatuus F4 T014 Abarth	18.135
23	79 MARKOGIANNIS Georgios	Tatuus F4 T014 Abarth	18.554
24	35 BAPTISTE Nicolas	Tatuus F4 T014 Abarth	18.907
25	7 SMAL Kirill	Tatuus F4 T014 Abarth	1 Lap
RET	25 BEN Samir	Tatuus F4 T014 Abarth	8 Laps
RET	41 RIED Jonas	Tatuus F4 T014 Abarth	8 Laps
RET	52 REXHEPI Eron	Tatuus F4 T014 Abarth	9 Laps
RET	28 BRASCHI Francesco	Tatuus F4 T014 Abarth	12 Laps
RET	5 CAPIETTO Maceo	Tatuus F4 T014 Abarth	12 Laps

SPEED

1	83 WEUG Maya	Tatuus F4 T014 Abarth	245,5
2	6 MONTOYA Sebastian	Tatuus F4 T014 Abarth	245,5
3	24 WISNICKI Piotr	Tatuus F4 T014 Abarth	244,9
4	23 ZUNIGA Erick	Tatuus F4 T014 Abarth	244,3
5	10 DÜRKSEN Joshua	Tatuus F4 T014 Abarth	243,2
6	88 AL QUBAIS I Hamda	Tatuus F4 T014 Abarth	243,2
7	18 CENYU Han	Tatuus F4 T014 Abarth	243,2
8	68 RAMOS REYNOSO Santiago	Tatuus F4 T014 Abarth	243,2
9	12 PATRESE Lorenzo	Tatuus F4 T014 Abarth	242,7
10	22 CATINO Vittorio	Tatuus F4 T014 Abarth	242,7
11	79 MARKOGIANNIS Georgios	Tatuus F4 T014 Abarth	242,7
12	27 GARCJARCE DAVILA Jorge	Tatuus F4 T014 Abarth	242,7
13	20 LAURSEN Conrad	Tatuus F4 T014 Abarth	242,7
14	13 DUFEK Joshua	Tatuus F4 T014 Abarth	242,7
15	86 VALINT Bence	Tatuus F4 T014 Abarth	242,2
16	37 SZTUKA Kacper	Tatuus F4 T014 Abarth	242,2
17	52 REXHEPI Eron	Tatuus F4 T014 Abarth	242,2
18	7 SMAL Kirill	Tatuus F4 T014 Abarth	241,6
19	35 BAPTISTE Nicolas	Tatuus F4 T014 Abarth	241,6
20	41 RIED Jonas	Tatuus F4 T014 Abarth	241,1
21	11 REVESZ Levente	Tatuus F4 T014 Abarth	241,1
22	25 BEN Samir	Tatuus F4 T014 Abarth	241,1
23	28 BRASCHI Francesco	Tatuus F4 T014 Abarth	238,9
24	77 PERINO Pedro	Tatuus F4 T014 Abarth	238,9
25	17 BIZZOTTO Leonardo	Tatuus F4 T014 Abarth	237,4
26	73 ARMANNI Pietro	Tatuus F4 T014 Abarth	236,8
27	72 FORNAROLI Leonardo	Tatuus F4 T014 Abarth	236,8
28	5 CAPIETTO Maceo	Tatuus F4 T014 Abarth	235,8
29	15 BEDRIN Nikita	Tatuus F4 T014 Abarth	235,3
30	87 BEARMAN Oliver	Tatuus F4 T014 Abarth	233,8

SEG. 1

1	7 SMAL Kirill	22.842
2	13 DUFEK Joshua	22.844
3	6 MONTOYA Sebastian	22.859
4	22 CATINO Vittorio	22.904
5	86 VALINT Bence	22.916
6	88 AL QUBAIS I Hamda	22.919
7	72 FORNAROLI Leonardo	22.927
8	12 PATRESE Lorenzo	22.928
9	10 DÜRKSEN Joshua	22.982
10	18 CENYU Han	22.991
11	15 BEDRIN Nikita	22.999
12	20 LAURSEN Conrad	23.008
13	23 ZUNIGA Erick	23.027
14	87 BEARMAN Oliver	23.032
15	37 SZTUKA Kacper	23.069
16	25 BEN Samir	23.075
17	5 CAPIETTO Maceo	23.077
18	83 WEUG Maya	23.077
19	79 MARKOGIANNIS Georgi	23.104
20	28 BRASCHI Francesco	23.106
21	24 WISNICKI Piotr	23.111
22	17 BIZZOTTO Leonardo	23.114
23	11 REVESZ Levente	23.141
24	77 PERINO Pedro	23.148
25	68 RAMOS REYNOSO San	23.154
26	27 GARCJARCE DAVILA J	23.181
27	35 BAPTISTE Nicolas	23.216
28	73 ARMANNI Pietro	23.251
29	41 RIED Jonas	23.274
30	52 REXHEPI Eron	23.473

SEG. 2

1	72 FORNAROLI Leonardo	33.575
2	15 BEDRIN Nikita	33.583
3	10 DÜRKSEN Joshua	33.624
4	87 BEARMAN Oliver	33.658
5	86 VALINT Bence	33.689
6	7 SMAL Kirill	33.723
7	20 LAURSEN Conrad	33.728
8	22 CATINO Vittorio	33.739
9	6 MONTOYA Sebastian	33.756
10	88 AL QUBAIS I Hamda	33.771
11	23 ZUNIGA Erick	33.775
12	13 DUFEK Joshua	33.809
13	18 CENYU Han	33.826
14	17 BIZZOTTO Leonardo	33.830
15	35 BAPTISTE Nicolas	33.831
16	28 BRASCHI Francesco	33.855
17	24 WISNICKI Piotr	33.937
18	5 CAPIETTO Maceo	33.941
19	37 SZTUKA Kacper	33.963
20	27 GARCJARCE DAVILA J	33.999
21	12 PATRESE Lorenzo	33.999
22	83 WEUG Maya	34.040
23	73 ARMANNI Pietro	34.045
24	25 BEN Samir	34.058
25	41 RIED Jonas	34.096
26	77 PERINO Pedro	34.169
27	11 REVESZ Levente	34.208
28	68 RAMOS REYNOSO San	34.281
29	52 REXHEPI Eron	34.283
30	79 MARKOGIANNIS Georgi	34.285

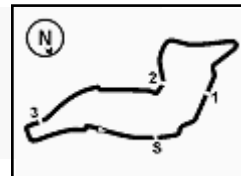
SEG. 3

1	6 MONTOYA Sebastian	29.403
2	13 DUFEK Joshua	29.728
3	10 DÜRKSEN Joshua	29.754
4	86 VALINT Bence	29.801
5	87 BEARMAN Oliver	29.805
6	27 GARCJARCE DAVILA J	29.836
7	20 LAURSEN Conrad	29.866
8	72 FORNAROLI Leonardo	29.869
9	15 BEDRIN Nikita	29.882
10	83 WEUG Maya	29.913
11	22 CATINO Vittorio	29.916
12	24 WISNICKI Piotr	29.952
13	17 BIZZOTTO Leonardo	29.980
14	23 ZUNIGA Erick	29.992
15	28 BRASCHI Francesco	30.016
16	18 CENYU Han	30.027
17	35 BAPTISTE Nicolas	30.039
18	5 CAPIETTO Maceo	30.056
19	7 SMAL Kirill	30.065
20	79 MARKOGIANNIS Georgi	30.089
21	12 PATRESE Lorenzo	30.090
22	68 RAMOS REYNOSO San	30.097
23	88 AL QUBAIS I Hamda	30.103
24	25 BEN Samir	30.107
25	73 ARMANNI Pietro	30.116
26	37 SZTUKA Kacper	30.151
27	52 REXHEPI Eron	30.221
28	11 REVESZ Levente	30.323
29	77 PERINO Pedro	30.393
30	41 RIED Jonas	30.398

SEG. 4

1	72 FORNAROLI Leonardo	18.380
2	13 DUFEK Joshua	18.430
3	87 BEARMAN Oliver	18.443
4	6 MONTOYA Sebastian	18.443
5	15 BEDRIN Nikita	18.500
6	79 MARKOGIANNIS Georai	18.505
7	10 DÜRKSEN Joshua	18.515
8	23 ZUNIGA Erick	18.517
9	86 VALINT Bence	18.525
10	20 LAURSEN Conrad	18.534
11	12 PATRESE Lorenzo	18.542
12	17 BIZZOTTO Leonardo	18.548
13	73 ARMANNI Pietro	18.559
14	22 CATINO Vittorio	18.565
15	18 CENYU Han	18.571
16	7 SMAL Kirill	18.574
17	88 AL QUBAIS I Hamda	18.575
18	37 SZTUKA Kacper	18.576
19	24 WISNICKI Piotr	18.581
20	27 GARCJARCE DAVILA J	18.589
21	25 BEN Samir	18.636
22	83 WEUG Maya	18.642
23	35 BAPTISTE Nicolas	18.644
24	52 REXHEPI Eron	18.656
25	41 RIED Jonas	18.669
26	11 REVESZ Levente	18.688
27	5 CAPIETTO Maceo	18.689
28	28 BRASCHI Francesco	18.691
29	77 PERINO Pedro	18.698
30	68 RAMOS REYNOSO San	18.730





ACI Racing Weekend Imola, 24-25 Luglio 2021
Italian F4 Championship by Abarth - Chronological Analysis Race 2

Imola Circuit 4.909 m

Start at 10:23'42.308

1 / 5

Race Time 33'01.298

5 M. CAPIETTO (1'46.458)							
Lap	Seg.1	Seg.2	Seg.3	Seg.4	Lap Time	km/h	Local Time
1		35.617	32.383	19.421	1'56.123	177,0	10:25'38.431
2	24.047	34.687	30.582	18.697	1'48.013	232,3	10:27'26.444
3	23.077	33.941	30.751	18.689	1'46.458	232,3	10:29'12.902
4	23.559	34.102	30.056	18.782	1'46.499	235,8	10:30'59.401
Race Time 7'17.093							

6 S. MONTOYA (1'45.110)							
Lap	Seg.1	Seg.2	Seg.3	Seg.4	Lap Time	km/h	Local Time
1		35.807	32.233	18.929	1'55.687	169,8	10:25'37.995
2	23.088	34.117	29.992	18.761	1'45.958	245,5	10:27'23.953
3	22.859	33.756	29.982	18.513	1'45.110	236,8	10:29'09.063
4	22.861	34.382	30.514	18.460	1'46.217	239,5	10:30'55.280
5	22.935	34.596	33.842	18.916	1'50.289	237,9	10:32'45.569
6	46.314	54.171	50.951	31.075	3'02.511	156,5	10:35'48.080
7	47.902	55.149	58.404	34.244	3'15.699	113,9	10:39'03.779
8	23.506	34.415	30.656	19.279	1'47.856	231,3	10:40'51.635
9	23.005	36.887	40.070	21.786	2'01.748	233,3	10:42'53.383
10	48.056	1'05.087	53.390	28.428	3'14.961	163,4	10:46'08.344
11	23.743	34.866	29.869	18.660	1'47.138	236,8	10:47'55.482
12	22.999	34.101	29.781	18.564	1'45.445	241,6	10:49'40.927
13	22.881	34.218	29.670	18.547	1'45.316	241,1	10:51'26.243
14	22.910	34.094	29.790	18.443	1'45.237	240,5	10:53'11.480
15	23.167	34.137	29.403	18.497	1'45.204	241,6	10:54'56.684
16	22.991	33.807	30.172	18.601	1'45.571	238,9	10:56'42.255
Race Time 32'59.947 + 5.000Pen							

7 K. SMAL (1'45.344)							
Lap	Seg.1	Seg.2	Seg.3	Seg.4	Lap Time	km/h	Local Time
1		34.443	30.489	18.634	1'51.225	173,4	10:25'33.533
2	23.060	34.625	30.431	18.597	1'46.713	240,5	10:27'20.246
3	22.842	33.860	30.068	18.574	1'45.344	237,4	10:29'05.590
4	22.994	34.360	30.339	18.706	1'46.399	241,6	10:30'51.989
5	28.322	34.852	35.056	19.480	1'57.710	237,4	10:32'49.699
6	45.270	53.372	51.021	31.106	3'00.769	198,5	10:35'50.468
7	47.714	54.888	59.189	32.174	3'13.965	104,1	10:39'04.433
8	23.857	34.991	30.527	19.342	1'48.717	233,3	10:40'53.150
9	23.258	38.679	39.562	21.623	2'03.122	240,5	10:42'56.272
10	48.083	1'05.066	52.989	26.938	3'13.076	150,0	10:46'09.348
11	26.004	35.548	33.408	2'32.621	4'07.581P	240,5	10:50'16.929
12	38.460	34.343	30.803	18.643	2'02.249P	163,1	10:52'19.178
13	23.225	33.808	30.148	18.619	1'45.800	232,3	10:54'04.978
14	23.250	33.852	30.065	18.636	1'45.803	230,3	10:55'50.781
15	23.615	33.723	30.194	18.748	1'46.280	231,8	10:57'37.061
Race Time 33'54.753 + 5.000Pen							

10 J. DÜRKSEN (1'45.289)							
Lap	Seg.1	Seg.2	Seg.3	Seg.4	Lap Time	km/h	Local Time
1		34.640	30.256	18.636	1'50.408	176,2	10:25'32.716
2	23.467	34.610	30.111	18.549	1'46.737	243,2	10:27'19.453
3	22.982	33.926	30.082	18.573	1'45.563	238,4	10:29'05.016
4	23.084	34.075	29.924	18.519	1'45.602	239,5	10:30'50.618
5	23.026	33.624	34.247	20.134	1'51.031	235,3	10:32'41.649
6	46.776	55.280	50.813	31.162	3'04.031	168,0	10:35'45.680
7	47.852	54.564	58.576	35.521	3'16.513	90,3	10:39'02.193
8	24.100	34.929	30.162	18.632	1'47.823	235,3	10:40'50.016
9	23.087	37.264	40.211	21.951	2'02.513	237,9	10:42'52.529
10	47.946	1'05.060	53.431	28.995	3'15.432	143,0	10:46'07.961
11	23.734	34.657	30.167	18.686	1'47.244	239,5	10:47'55.205
12	23.065	33.932	29.840	18.593	1'45.430	238,4	10:49'40.635
13	23.100	33.869	29.754	18.566	1'45.289	238,9	10:51'25.924
14	23.021	33.852	29.894	18.577	1'45.344	240,5	10:53'11.268
15	23.431	34.862	29.900	18.547	1'46.740	235,3	10:54'58.008
16	23.404	33.764	29.915	18.515	1'45.598	233,8	10:56'43.606

11 L. REVESZ (1'46.586)							
Lap	Seg.1	Seg.2	Seg.3	Seg.4	Lap Time	km/h	Local Time
1		36.680	31.986	19.042	1'58.730	193,5	10:25'41.038
2	23.446	35.746	30.882	19.120	1'49.194	241,1	10:27'30.232
3	24.374	35.404	31.041	19.130	1'49.949	229,3	10:29'20.181
4	24.120	34.380	30.499	18.688	1'47.687	239,5	10:31'07.868
5	23.276	36.004	35.732	19.327	1'54.339	234,8	10:33'02.207
6	44.294	50.706	50.042	31.220	2'56.262	198,9	10:35'58.469
7	49.090	54.245	59.796	26.600	3'09.731	83,7	10:39'08.200
8	23.786	35.134	32.838	18.849	1'50.607	238,4	10:40'58.807
9	24.846	38.123	40.865	21.979	2'05.813	239,5	10:43'04.620
10	48.455	1'03.312	53.216	23.472	3'08.455	109,4	10:46'13.075
11	24.087	35.110	31.186	19.096	1'49.479	236,3	10:48'02.554
12	23.516	34.208	30.697	18.979	1'47.400	239,5	10:49'49.954
13	23.598	34.227	30.323	18.931	1'47.079	235,3	10:51'37.033
14	23.141	34.216	30.553	19.220	1'47.130	237,4	10:53'24.163
15	23.263	34.263	30.370	18.690	1'46.586	237,9	10:55'10.749
16	23.318	34.272	30.640	18.959	1'47.189	235,8	10:56'57.938
Race Time 33'15.630							

12 L. PATRESE (1'45.972)							
Lap	Seg.1	Seg.2	Seg.3	Seg.4	Lap Time	km/h	Local Time
1		36.556	31.511	19.423	1'56.781	187,2	10:25'39.089
2	23.821	34.900	30.610	18.872	1'48.203	238,9	10:27'27.292
3	22.950	34.139	30.506	18.722	1'46.317	240,0	10:29'13.609
4	23.193	35.397	30.200	18.593	1'47.383	236,3	10:31'00.992
5	23.329	35.409	34.284	20.037	1'53.059	235,8	10:32'54.051
6	43.175	53.928	50.547	30.518	2'58.168	231,3	10:35'52.219
7	48.259	54.621	59.620	30.247	3'12.747	74,4	10:39'04.966
8	24.458	35.479	30.569	18.820	1'49.326	241,1	10:40'54.292
9	23.201	40.030	41.284	21.078	2'05.593	239,5	10:42'59.885
10	47.673	1'04.465	53.215	25.439	3'10.792	135,8	10:46'10.677
11	24.357	34.748	31.147	18.706	1'48.958	242,7	10:47'59.635
12	23.546	34.303	30.090	18.636	1'46.575	238,4	10:49'46.210
13	23.108	34.217	30.105	18.542	1'45.972	233,8	10:51'32.182
14	22.928	34.678	30.173	18.576	1'46.355	240,5	10:53'18.537
15	23.362	33.999	30.144	18.974	1'46.479	236,8	10:55'05.016
16	23.746	34.570	30.176	23.189	1'51.681	240,0	10:56'56.697
Race Time 33'14.389							

13 J. DUFEK (1'45.131)							
Lap	Seg.1	Seg.2	Seg.3	Seg.4	Lap Time	km/h	Local Time
1		35.891	31.769	18.795	1'54.910	181,8	10:25'37.218
2	23.338	33.934	30.137	18.603	1'46.012	232,8	10:27'23.230
3	23.159	33.880	29.851	18.475	1'45.365	234,8	10:29'08.595
4	22.974	34.151	29.990	18.513	1'45.628	237,4	10:30'54.223
5	23.076	34.327	32.017	19.376	1'48.796	238,9	10:32'43.019
6	47.257	54.723	50.731	31.044	3'03.755	179,1	10:35'46.774
7	48.191	54.980	58.198	34.324	3'15.693	98,0	10:39'02.467
8	23.837	35.231	30.699	20.596	1'50.363	234,8	10:40'52.830
9	23.205	37.853	39.316	22.231	2'02.605	236,8	10:42'55.435
10	47.768	1'05.144	52.987	27.649	3'13.548	158,4	10:46'08.983
11	23.555	34.666	30.193	18.763	1'47.177	242,7	10:47'56.160
12	23.135	33.938	29.764	18.430	1'45.267	238,4	10:49'41.427
13	23.032	33.828	29.899	18.480	1'45.239	238,4	10:51'26.666
14	22.844	33.930	29.917	18.440	1'45.131	238,4	10:53'11.797
15	23.005	35.041	29.760	19.523	1'47.329	241,1	10:54'59.126
16	23.734	33.809	29.728	18.543	1'45.814	237,9	10:56'44.940
Race Time 33'02.632							

15 N. BEDRIN (1'45.111)							
Lap	Seg.1	Seg.2	Seg.3	Seg.4	Lap Time	km/h	Local Time
1		34.336	30.421	18.930	1'49.887	170,6	10:25'32.195
2	23.418	34.002	30.218	18.687	1'46.325	231,3	10:27'18.520

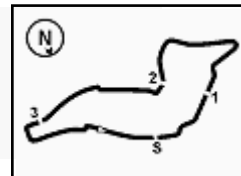
25/07/2021

P = Pits In/Out - C = Lap Time Cancelled



Powered by FICr PERUGIA TIMING





ACI Racing Weekend Imola, 24-25 Luglio 2021
Italian F4 Championship by Abarth - Chronological Analysis Race 2

Imola Circuit 4.909 m

Start at 10:23'42.308

2 / 5

3	23.143	33.765	30.263	18.630	1'45.801	230,8	10:29'04.321	9	23.178	36.604	39.919	21.807	2'01.508	242,7	10:42'53.854
4	23.166	33.658	30.103	18.515	1'45.442	229,8	10:30'49.763	10	47.997	1'05.178	53.333	28.457	3'14.965	158,1	10:46'08.819
5	23.121	33.583	33.528	20.543	1'50.775	230,8	10:32'40.538	11	24.223	34.419	30.312	18.764	1'47.718	231,8	10:47'56.537
6	46.846	55.719	50.388	31.268	3'04.221	156,5	10:35'44.759	12	23.229	34.304	30.121	18.631	1'46.285	238,4	10:49'42.822
7	48.139	54.477	58.540	35.992	3'17.148	103,4	10:39'01.907	13	23.056	33.873	29.970	18.613	1'45.512	235,3	10:51'28.334
8	24.179	34.366	30.214	18.594	1'47.353	231,8	10:40'49.260	14	23.008	33.728	29.899	18.563	1'45.198	235,8	10:53'13.532
9	23.189	36.869	39.449	22.368	2'01.875	234,8	10:42'51.135	15	23.043	33.878	29.866	19.030	1'45.817	235,8	10:54'59.349
10	48.486	1'04.544	54.355	29.285	3'16.670	140,4	10:46'07.805	16	23.636	34.218	29.943	18.534	1'46.331	241,1	10:56'45.680
11	23.802	34.448	30.109	18.555	1'46.914	235,3	10:47'54.719								Race Time 33'03.372
12	23.078	33.728	30.174	18.561	1'45.541	234,8	10:49'40.260								
13	23.154	33.651	29.938	18.559	1'45.302	233,8	10:51'25.562								
14	23.021	33.680	29.882	18.528	1'45.111	233,3	10:53'10.673								
15	22.999	33.821	30.210	18.500	1'45.530	233,3	10:54'56.203								
16	23.040	33.881	30.005	18.582	1'45.508	234,3	10:56'41.711								

22 V. CATINO (1'45.784)

Lap	Seg.1	Seg.2	Seg.3	Seg.4	Lap Time	km/h	Local Time
1		36.379	31.813	19.247	1'57.393	192,2	10:25'39.701
2	23.678	34.937	30.669	19.095	1'48.379	238,4	10:27'28.080
3	23.501	33.739	29.916	18.628	1'45.784	235,8	10:29'13.864
4	23.159	34.574	30.043	18.565	1'46.341	242,7	10:31'00.205
5	23.689	34.057	33.884	19.675	1'51.305	239,5	10:32'51.510
6	44.838	53.415	51.003	30.557	2'59.813	212,6	10:35'51.323
7	47.933	54.936	59.802	30.762	3'13.433	98,6	10:39'04.756
8	24.396	35.170	30.653	18.854	1'49.073	235,8	10:40'53.829
9	23.340	39.214	40.331	21.721	2'04.606	242,7	10:42'58.435
10	48.074	1'04.678	53.324	25.976	3'12.052	131,9	10:46'10.487
11	23.456	34.872	31.502	18.673	1'48.503	239,5	10:47'58.990
12	23.034	34.058	30.349	18.585	1'46.026	237,9	10:49'45.016
13	23.023	34.951	30.160	18.724	1'46.858	239,5	10:51'31.874
14	22.904	34.679	30.149	18.720	1'46.452	240,0	10:53'18.326
15	23.322	33.845	30.167	19.137	1'46.471	233,8	10:55'04.797
16	23.688	34.074	30.123	18.883	1'46.768	240,0	10:56'51.565
							Race Time 33'09.257

23 E. ZUNIGA (1'45.461)

Lap	Seg.1	Seg.2	Seg.3	Seg.4	Lap Time	km/h	Local Time
1		34.905	32.701	20.253	2'01.818	171,2	10:25'44.126
2	23.348	34.076	31.089	18.738	1'47.251	230,3	10:27'31.377
3	23.368	35.542	30.822	18.836	1'48.568	239,5	10:29'19.945
4	24.063	34.270	30.119	18.701	1'47.153	236,3	10:31'07.098
5	23.294	35.401	35.202	19.884	1'53.781	235,8	10:33'00.879
6	42.756	51.633	50.807	30.421	2'55.617	225,5	10:35'56.496
7	49.016	54.144	1'00.303	27.593	3'11.056	91,8	10:39'07.552
8	23.659	35.216	31.237	19.111	1'49.223	238,9	10:40'56.775
9	23.637	39.439	40.978	21.892	2'05.946	241,1	10:43'02.721
10	47.448	1'04.046	53.108	24.231	3'08.833	120,8	10:46'11.554
11	23.957	35.229	31.082	19.152	1'49.420	244,3	10:48'00.974
12	23.068	34.961	30.355	18.773	1'47.157	239,5	10:49'48.131
13	23.027	33.885	29.992	18.557	1'45.461	242,7	10:51'33.592
14	23.383	33.775	30.007	18.517	1'45.682	240,5	10:53'19.274
15	23.082	33.916	30.182	18.675	1'45.855	236,3	10:55'05.129
16	23.769	34.659	30.052	19.028	1'47.508	237,4	10:56'52.637
							Race Time 33'10.329

24 P. WISNICKI (1'45.649)

Lap	Seg.1	Seg.2	Seg.3	Seg.4	Lap Time	km/h	Local Time
1		36.003	32.360	19.014	1'59.713	183,7	10:25'42.021
2	23.811	35.125	30.905	18.702	1'48.543	233,3	10:27'30.564
3	23.898	34.754	31.100	18.586	1'48.338	241,1	10:29'18.902
4	27.911	34.790	30.103	18.581	1'51.385	240,5	10:31'10.287
5	23.253	36.324	37.192	20.291	1'57.060	236,3	10:33'07.347
6	42.366	51.044	49.478	30.121	2'53.009	201,1	10:36'00.356
7	50.335	54.580	58.667	25.075	3'08.657	67,8	10:39'09.013
8	23.726	35.260	32.598	18.768	1'50.352	230,3	10:40'59.365
9	24.365	38.676	41.507	21.258	2'05.806	243,2	10:43'05.171
10	48.472	1'03.377	53.130	23.006	3'07.985	99,9	10:46'13.156
11	23.679	34.845	31.003	18.732	1'48.259	238,9	10:48'01.415
12	23.392	34.578	30.908	18.912	1'47.790	244,9	10:49'49.205
13	23.754	34.084	30.177	18.698	1'46.713	240,0	10:51'35.918
14	23.111	34.348	31.027	18.737	1'47.223	238,4	10:53'23.141

20 C. LAURSEN (1'45.198)

Lap	Seg.1	Seg.2	Seg.3	Seg.4	Lap Time	km/h	Local Time
1		35.042	32.843	19.020	1'55.455	184,6	10:25'37.763
2	23.458	34.593	30.535	18.620	1'47.206	238,9	10:27'24.969
3	23.117	33.872	30.009	18.578	1'45.576	232,8	10:29'10.545
4	23.069	33.746	30.297	18.710	1'45.822	233,8	10:30'56.367
5	23.520	34.275	34.326	19.288	1'51.409	242,2	10:32'47.776
6	45.167	54.413	50.724	30.834	3'01.138	195,3	10:35'48.914
7	48.019	55.174	58.649	33.212	3'15.054	109,5	10:39'03.968
8	23.769	35.157	30.437	19.015	1'48.378	234,8	10:40'52.346

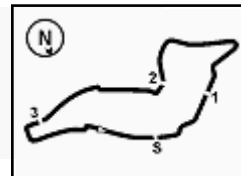
25/07/2021

P = Pits In/Out - C = Lap Time Cancelled



Powered by FICr PERUGIA TIMING





ACI Racing Weekend Imola, 24-25 Luglio 2021
Italian F4 Championship by Abarth - Chronological Analysis Race 2

Imola Circuit 4.909 m

Start at 10:23'42.308

3 / 5

15	23.122	33.937	29.952	18.638	1'45.649	238,4	10:55'08.790
16	23.688	36.314	30.489	18.750	1'49.241	238,9	10:56'58.031
Race Time 33'15.723							

2	23.283	34.369	30.536	18.626	1'46.814	239,5	10:27'21.715
3	23.245	33.963	30.512	18.576	1'46.296	240,5	10:29'08.011
4	23.233	34.945	31.043	18.804	1'48.025	240,0	10:30'56.036
5	24.092	34.451	34.528	19.406	1'52.477	233,8	10:32'48.513
6	45.571	53.705	50.916	31.051	3'01.243	194,6	10:35'49.756
7	47.834	54.999	58.772	33.025	3'14.630	118,0	10:39'04.386
8	24.503	34.608	30.648	19.239	1'48.998	234,3	10:40'53.384
9	23.486	38.754	39.638	21.558	2'03.436	242,2	10:42'56.820
10	48.403	1'04.710	53.097	26.759	3'12.969	164,1	10:46'09.789
11	23.767	35.020	31.120	18.603	1'48.510	238,9	10:47'58.299
12	23.254	34.249	30.288	18.576	1'46.367	241,1	10:49'44.666
13	23.205	34.781	30.193	18.673	1'46.852	238,9	10:51'31.518
14	23.104	34.433	30.151	18.591	1'46.279	239,5	10:53'17.797
15	23.069	34.156	30.365	19.158	1'46.748	236,8	10:55'04.545
16	24.084	34.190	30.167	18.646	1'47.087	236,3	10:56'51.632
Race Time 33'09.324							

25 S. BEN (1'46.180)

Lap	Seg.1	Seg.2	Seg.3	Seg.4	Lap Time	km/h	Local Time
1		36.871	31.652	19.457	1'57.641	191,2	10:25'39.949
2	23.625	34.985	30.875	18.853	1'48.338	240,5	10:27'28.287
3	23.884	34.939	30.107	18.644	1'47.574	239,5	10:29'15.861
4	23.075	34.058	30.411	18.636	1'46.180	236,8	10:31'02.041
5	23.258	35.662	35.301	19.730	1'53.951	235,3	10:32'55.992
6	43.291	52.993	50.707	30.362	2'57.353	215,1	10:35'53.345
7	48.656	54.434	59.549	29.867	3'12.506	75,0	10:39'05.851
8	23.889	35.709	30.975	19.347	1'49.920	238,9	10:40'55.771
Race Time 17'13.463							

27 J. GARCJARCE DAVILA (1'46.051)

Lap	Seg.1	Seg.2	Seg.3	Seg.4	Lap Time	km/h	Local Time
1		36.858	32.016	19.071	1'59.021	199,3	10:25'41.329
2	23.390	35.030	31.108	18.792	1'48.320	240,0	10:27'29.649
3	23.221	35.484	30.544	18.667	1'47.916	238,9	10:29'17.565
4	23.310	33.999	30.228	18.650	1'46.187	235,8	10:31'03.752
5	23.572	36.179	35.261	20.026	1'55.038	237,4	10:32'58.790
6	42.831	52.350	50.918	30.489	2'56.588	233,3	10:35'55.378
7	48.624	54.179	1'00.063	28.567	3'11.433	91,9	10:39'06.811
8	23.718	35.746	31.043	19.041	1'49.548	242,7	10:40'56.359
9	23.737	39.024	41.147	21.412	2'05.320	236,8	10:43'01.679
10	47.760	1'04.153	53.155	24.579	3'09.647	126,3	10:46'11.326
11	23.932	35.274	31.129	18.855	1'49.190	237,4	10:48'00.516
12	23.231	35.033	30.282	18.808	1'47.354	240,5	10:49'47.870
13	23.602	34.120	30.041	18.589	1'46.352	234,3	10:51'34.222
14	23.379	34.229	29.836	18.607	1'46.051	238,4	10:53'20.273
15	23.181	34.309	30.134	18.684	1'46.308	236,8	10:55'06.581
16	23.194	34.672	30.225	18.978	1'47.069	238,4	10:56'53.650
Race Time 33'11.342							

28 F. BRASCHI (1'45.747)

Lap	Seg.1	Seg.2	Seg.3	Seg.4	Lap Time	km/h	Local Time
1		34.488	30.255	18.742	1'50.150	165,9	10:25'32.458
2	23.430	34.086	30.106	18.849	1'46.471	236,8	10:27'18.929
3	23.106	33.934	30.016	18.691	1'45.747	236,8	10:29'04.676
4	23.191	33.855	31.349	18.878	1'47.273	238,9	10:30'51.949
Race Time 7'09.641							

35 N. BAPTISTE (1'46.030)

Lap	Seg.1	Seg.2	Seg.3	Seg.4	Lap Time	km/h	Local Time
1		36.549	32.020	19.020	1'57.961	192,5	10:25'40.269
2	23.693	34.964	30.882	18.793	1'48.332	236,3	10:27'28.601
3	23.778	36.133	30.841	18.644	1'49.396	238,4	10:29'17.997
4	24.188	33.831	30.192	18.689	1'46.900	236,3	10:31'04.897
5	23.423	35.910	35.399	19.852	1'54.584	231,3	10:32'59.481
6	42.792	52.317	50.811	30.525	2'56.445	225,0	10:35'55.926
7	48.667	54.223	1'00.212	28.440	3'11.542	93,6	10:39'07.468
8	24.002	35.310	32.724	18.893	1'50.929	233,3	10:40'58.397
9	30.174	36.241	40.582	22.054	2'09.051	232,3	10:43'07.448
10	48.598	1'02.815	53.137	22.449	3'06.999	97,3	10:46'14.447
11	23.834	34.789	31.129	19.210	1'48.962	235,3	10:48'03.409
12	23.598	35.125	30.418	19.594	1'48.735	241,6	10:49'52.144
13	23.659	34.149	30.133	18.690	1'46.631	228,3	10:51'38.775
14	23.216	33.940	30.039	18.835	1'46.030	234,3	10:53'24.805
15	23.225	34.936	30.321	18.884	1'47.366	234,8	10:55'12.171
16	23.856	34.326	30.442	19.003	1'47.627	233,3	10:56'59.798
Race Time 33'17.490							

37 K. SZTUKA (1'46.279)

Lap	Seg.1	Seg.2	Seg.3	Seg.4	Lap Time	km/h	Local Time
1		34.769	30.770	18.684	1'52.593	177,3	10:25'34.901

41 J. RIED (1'46.437)

Lap	Seg.1	Seg.2	Seg.3	Seg.4	Lap Time	km/h	Local Time
1		36.973	31.792	19.242	1'58.248	191,8	10:25'40.556
2	23.520	35.110	30.943	18.840	1'48.413	241,1	10:27'28.969
3	23.523	35.384	30.398	18.717	1'48.022	241,1	10:29'16.991
4	23.274	34.096	30.398	18.669	1'46.437	234,3	10:31'03.428
5	23.436	35.776	34.896	19.675	1'53.783	233,8	10:32'57.211
6	43.710	52.449	50.770	30.295	2'57.224	205,3	10:35'54.435
7	48.563	54.569	59.843	29.186	3'12.161	87,2	10:39'06.596
8	24.111	35.919	32.559	19.231	1'51.820	235,8	10:40'58.416
Race Time 17'16.108							

52 E. REXHEPI (1'47.795)

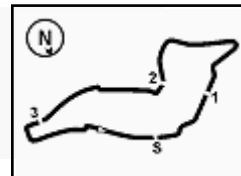
Lap	Seg.1	Seg.2	Seg.3	Seg.4	Lap Time	km/h	Local Time
1		36.696	32.785	18.955	1'59.901	200,0	10:25'42.209
2	23.473	34.921	31.526	18.747	1'48.667	242,2	10:27'30.876
3	23.710	35.102	30.855	18.656	1'48.323	241,1	10:29'19.199
4	24.518	34.283	30.221	18.773	1'47.795	238,4	10:31'06.994
5	23.623	35.976	35.408	19.751	1'54.758	231,8	10:33'01.752
6	43.733	51.080	50.162	31.089	2'56.064	210,1	10:35'57.816
7	49.011	54.462	59.466	26.858	3'09.797	89,5	10:39'07.613
Race Time 15'25.305							

68 S. RAMOS REYNOSO (1'46.859)

Lap	Seg.1	Seg.2	Seg.3	Seg.4	Lap Time	km/h	Local Time
1		36.699	31.756	19.256	1'58.436	197,8	10:25'40.744
2	23.447	35.184	30.989	19.777	1'49.397	241,6	10:27'30.141
3	24.276	34.530	30.987	18.730	1'48.523	231,8	10:29'18.664
4	27.304	34.388	30.097	18.785	1'50.574	235,3	10:31'09.238
5	23.399	36.131	36.921	20.759	1'57.210	233,3	10:33'06.448
6	42.354	51.023	49.907	30.118	2'53.402	204,2	10:35'59.850
7	49.685	54.914	58.759	25.683	3'09.041	71,9	10:39'08.891
8	23.738	35.095	33.187	19.293	1'51.313	233,3	10:41'00.204
9	26.140	37.414	41.109	22.127	2'06.790	238,9	10:43'06.994
10	48.196	1'03.101	53.071	22.781	3'07.149	93,0	10:46'14.143
11	23.617	35.075	31.047	19.214	1'48.953	240,0	10:48'03.096
12	23.308	34.481	30.396	18.875	1'47.060	235,3	10:49'50.156
13	23.504	34.781	30.200	18.905	1'47.390	243,2	10:51'37.546
14	23.240	34.281	30.211	19.127	1'46.859	236,8	10:53'24.405
15	23.154	34.953	30.438	18.771	1'47.316	237,4	10:55'11.721
16	23.291	34.507	30.643	18.864	1'47.305	233,8	10:56'59.026
Race Time 33'16.718							

72 L. FORNAROLI (1'44.791)

Lap	Seg.1	Seg.2	Seg.3	Seg.4	L
-----	-------	-------	-------	-------	---



ACI Racing Weekend Imola, 24-25 Luglio 2021
Italian F4 Championship by Abarth - Chronological Analysis Race 2

Imola Circuit 4.909 m

Start at 10:23'42.308

4 / 5

6	47.739	56.142	50.187	31.681	3'05.749	141,2	10:35'44.202	12	24.097	34.310	30.285	18.681	1'47.373	241,1	10:49'50.646	
7	47.733	54.631	58.625	36.616	3'17.605	103,6	10:39'01.807	13	23.174	34.880	30.374	18.681	1'47.109	238,9	10:51'37.755	
8	24.111	34.160	29.996	18.562	1'46.829	231,3	10:40'48.636	14	23.126	34.550	30.089	18.985	1'46.750	242,7	10:53'24.505	
9	23.212	36.941	38.997	22.786	2'01.936	236,3	10:42'50.572	15	23.257	35.409	30.515	18.623	1'47.804	240,5	10:55'12.309	
10	48.078	1'04.666	54.717	29.515	3'16.976	157,4	10:46'07.548	16	23.369	34.285	30.532	18.950	1'47.136	235,8	10:56'59.445	
11	23.843	34.101	30.009	18.558	1'46.511	232,8	10:47'54.059									Race Time 33'17.137
12	23.016	33.748	29.987	18.543	1'45.294	236,8	10:49'39.353									
13	23.136	33.683	29.931	18.461	1'45.211	235,3	10:51'24.564									
14	23.057	33.748	30.100	18.501	1'45.406	234,8	10:53'09.970									
15	23.089	34.101	30.043	18.522	1'45.755	235,8	10:54'55.725									
16	23.275	33.732	29.940	18.501	1'45.448	234,8	10:56'41.173									

Race Time 32'58.865

73 P. ARMANNI (1'46.299)

Lap	Seg.1	Seg.2	Seg.3	Seg.4	Lap Time	km/h	Local Time
1		34.992	30.599	18.777	1'52.273	176,2	10:25'34.581
2	23.382	34.391	30.407	18.610	1'46.790	233,8	10:27'21.371
3	23.251	34.045	30.436	18.573	1'46.305	234,8	10:29'07.676
4	23.355	34.081	30.312	18.596	1'46.344	233,3	10:30'54.020
5	23.738	34.176	33.879	19.142	1'50.935	233,8	10:32'44.955
6	46.358	54.313	50.970	30.658	3'02.299	167,4	10:35'47.254
7	48.329	54.822	58.470	34.879	3'16.500	99,1	10:39'03.754
8	23.929	34.723	30.733	18.986	1'48.371	232,8	10:40'52.125
9	23.648	37.446	39.495	22.237	2'02.826	236,8	10:42'54.951
10	47.602	1'05.028	53.219	28.093	3'13.942	162,2	10:46'08.893
11	24.240	35.161	30.686	18.700	1'48.787	227,8	10:47'57.680
12	23.313	34.152	30.325	18.715	1'46.505	236,8	10:49'44.185
13	23.381	34.248	30.212	18.689	1'46.530	234,8	10:51'30.715
14	23.392	34.232	30.116	18.559	1'46.299	231,8	10:53'17.014
15	23.256	34.238	30.501	19.058	1'47.053	232,3	10:55'04.067
16	23.570	34.178	30.329	18.722	1'46.799	230,8	10:56'50.866

Race Time 33'08.558

86 B. VALINT (1'45.316)

Lap	Seg.1	Seg.2	Seg.3	Seg.4	Lap Time	km/h	Local Time
1		34.706	30.461	18.637	1'50.954	174,5	10:25'33.262
2	23.095	34.697	30.151	18.525	1'46.468	236,8	10:27'19.730
3	22.934	33.904	29.961	18.733	1'45.532	241,6	10:29'05.262
4	22.934	34.372	30.397	18.636	1'46.339	242,2	10:30'51.601
5	23.082	33.802	33.871	19.846	1'50.601	234,8	10:32'42.202
6	47.149	54.977	50.840	31.087	3'04.053	169,5	10:35'46.255
7	48.011	54.675	58.414	35.036	3'16.136	90,8	10:39'02.391
8	24.177	34.877	30.290	18.531	1'47.875	236,3	10:40'50.266
9	22.916	37.917	40.108	21.909	2'02.850	242,2	10:42'53.116
10	47.816	1'05.116	53.441	28.754	3'15.127	141,0	10:46'08.243
11	23.710	34.678	30.096	19.247	1'47.731	237,4	10:47'55.974
12	23.608	34.091	29.981	18.546	1'46.226	236,8	10:49'42.200
13	23.088	33.926	29.899	18.605	1'45.518	236,8	10:51'27.718
14	23.128	33.817	29.801	18.570	1'45.316	234,3	10:53'13.034
15	23.113	33.923	29.904	18.858	1'45.798	234,8	10:54'58.832
16	23.721	33.689	29.936	18.611	1'45.957	231,8	10:56'44.789

Race Time 33'02.481

87 O. BEARMAN (1'44.996)

Lap	Seg.1	Seg.2	Seg.3	Seg.4	Lap Time	km/h	Local Time
1		33.856	29.921	18.596	1'47.078	164,1	10:25'29.386
2	23.125	33.855	29.883	18.545	1'45.408	232,3	10:27'14.794
3	23.032	33.658	29.805	18.501	1'44.996	232,3	10:28'59.790
4	23.130	33.724	29.822	18.588	1'45.264	232,3	10:30'45.054
5	23.100	33.735	33.909	21.445	1'52.189	232,3	10:32'37.243
6	47.539	56.741	49.538	31.955	3'05.773	152,5	10:35'43.016
7	47.376	55.335	58.771	37.036	3'18.518	105,6	10:39'01.534
8	24.022	34.050	29.951	18.598	1'46.621	227,8	10:40'48.155
9	23.157	36.660	38.831	22.906	2'01.554	233,8	10:42'49.709
10	47.983	1'04.873	54.910	29.906	3'17.672	153,0	10:46'07.381
11	23.677	33.979	29.883	18.554	1'46.093	229,3	10:47'53.474
12	23.123	33.737	29.930	18.577	1'45.367	233,8	10:49'38.841
13	23.105	33.712	29.807	18.443	1'45.067	232,3	10:51'23.908
14	23.195	33.955	29.932	18.528	1'45.610	232,8	10:53'09.518
15	23.323	33.913	29.886	18.592	1'45.714	232,8	10:54'55.232
16	23.368	33.707	30.004	18.580	1'45.659	230,8	10:56'40.891

Race Time 32'58.583

79 G. MARKOGIANNIS (1'46.750)

Lap	Seg.1	Seg.2	Seg.3	Seg.4	Lap Time	km/h	Local Time
1		36.228	32.129	19.202	1'59.381	196,4	10:25'41.689
2	23.239	35.489	30.775	19.172	1'48.675	240,0	10:27'30.364
3	23.663	34.614	30.972	18.636	1'47.885	237,4	10:29'18.249
4	28.982	34.682	30.220	18.505	1'52.389	242,7	10:31'10.638
5	23.104	36.362	37.604	20.118	1'57.188	240,0	10:33'07.826
6	42.644	50.963	49.388	30.012	2'53.007	200,0	10:36'00.833
7	50.269	54.560	59.126	24.751	3'08.706	67,4	10:39'09.539
8	23.483	35.307	32.449	18.960	1'50.199	238,4	10:40'59.738
9	24.039	38.893	41.576	21.267	2'05.775	239,5	10:43'05.513
10	49.051	1'03.065	53.193	23.021	3'08.330	96,9	10:46'13.843
11	23.512	35.282	31.222	19.414	1'49.430	234,8	10:48'03.273

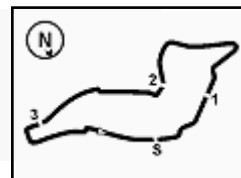
25/07/2021

P = Pits In/Out - C = Lap Time Cancelled



Powered by FICr PERUGIA TIMING




ACI Racing Weekend Imola, 24-25 Luglio 2021
Italian F4 Championship by Abarth - Chronological Analysis Race 2

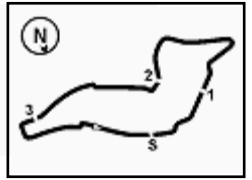
Start at 10:23'42.308

88 H. AL QUBAISI (1'45.826)

Lap	Seg.1	Seg.2	Seg.3	Seg.4	Lap Time	km/h	Local Time
1		36.335	31.590	19.342	1'56.448	184,3	10:25'38.756
2	23.887	34.805	30.837	18.693	1'48.222	237,9	10:27'26.978
3	22.919	34.009	30.583	18.630	1'46.141	238,4	10:29'13.119
4	23.348	34.585	30.103	18.592	1'46.628	243,2	10:30'59.747
5	25.388	35.116	34.502	19.732	1'54.738	240,5	10:32'54.485
6	43.574	53.609	50.745	30.485	2'58.413	215,1	10:35'52.898
7	48.447	54.498	59.543	29.918	3'12.406	73,3	10:39'05.304
8	24.265	35.716	31.107	19.188	1'50.276	241,6	10:40'55.580
9	23.806	38.496	41.386	21.201	2'04.889	233,8	10:43'00.469
10	47.857	1'04.406	53.025	25.225	3'10.513	146,5	10:46'10.982
11	24.073	35.048	31.120	18.910	1'49.151	240,5	10:48'00.133
12	23.213	34.976	30.341	18.735	1'47.265	239,5	10:49'47.398
13	23.166	33.771	30.272	18.617	1'45.826	236,3	10:51'33.224
14	24.864	35.149	31.371	18.929	1'50.313	241,1	10:53'23.537
15	23.109	35.641	30.173	18.633	1'47.556	237,4	10:55'11.093
16	23.080	35.224	30.457	18.575	1'47.336	238,9	10:56'58.429

Race Time 33'16.121

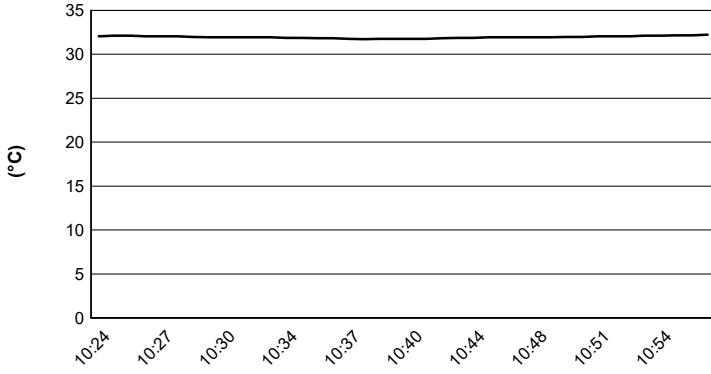




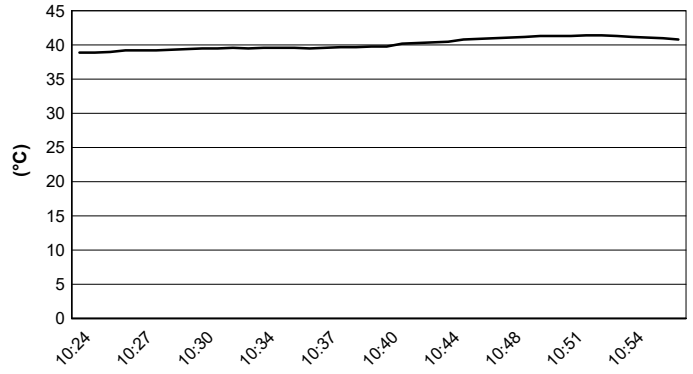
Imola Circuit 4.909 m

ACI Racing Weekend Imola, 24-25 Luglio 2021
Italian F4 Championship by Abarth - Weather Report Race 2
 Session started 10:24 - Session ended 10:57

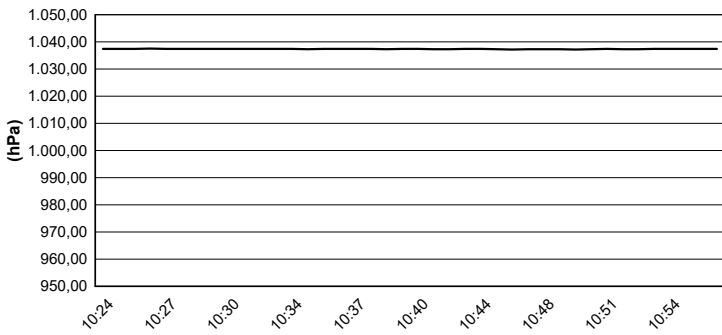
Air Temperature



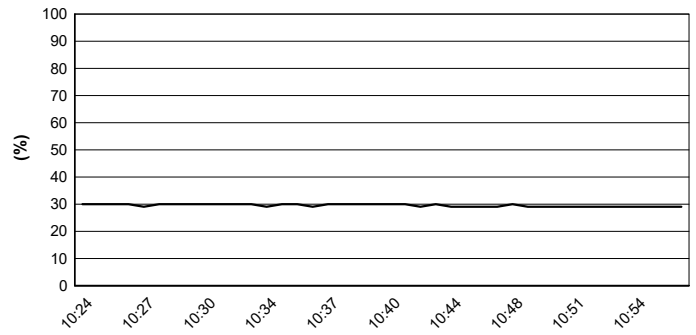
Track Temperature



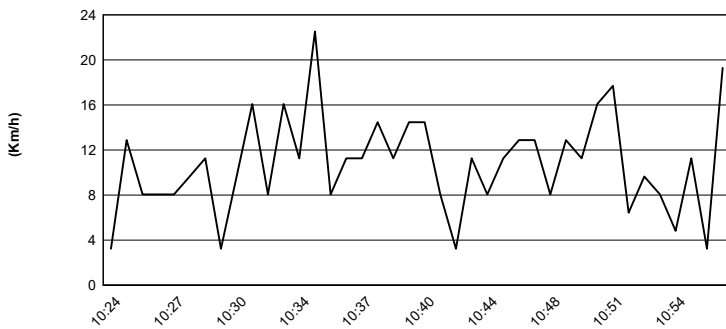
Air Pressure



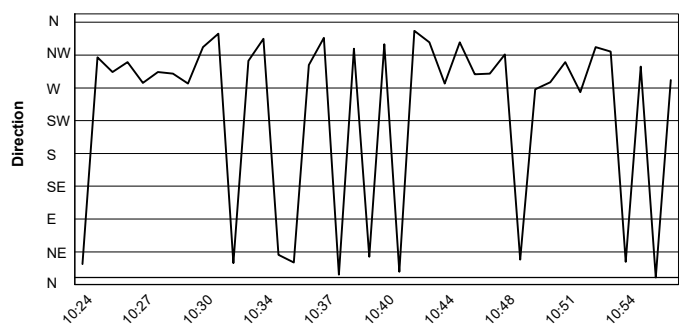
Humidity



Wind Speed

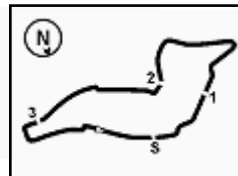


Wind Direction



25/07/2021




ACI Racing Weekend Imola, 24-25 Luglio 2021
REVISED
Italian F4 Championship by Abarth - Starting Grid Race 2 (Duration: 30' +1 Lap)

Imola Circuit 4.909 m

52	REXHEPI E. Tatuus F4 T0	1'45.700	27	GARCJARCE DAVILA Tatuus F4 T0	1'46.026	15
79	MARKOGIANNIS G. Tatuus F4 T0	1'45.910	68	RAMOS REYNOSO S. Tatuus F4 T0	1'45.896	14
77	PERINO P. Tatuus F4 T0	1'45.880	11	REVESZ L. Tatuus F4 T0	1'45.835	13
35	BAPTISTE N. Tatuus F4 T0	1'45.694	41	RIED J. Tatuus F4 T0	1'45.669	12
22	CATINO V. Tatuus F4 T0	1'45.391	25	BEN S. Tatuus F4 T0	1'45.366	11
17	BIZZOTTO L. Tatuus F4 T0	1'45.349	12	PATRESE L. Tatuus F4 T0	1'45.228	10
88	AL QUBAISI H. Tatuus F4 T0	1'45.224	24	WISNICKI P. Tatuus F4 T0	1'45.211	9
83	WEUG M. Tatuus F4 T0	1'45.211	18	CENYU H. Tatuus F4 T0	1'45.165	8
20	LAURSEN C. Tatuus F4 T0	1'45.101	13	DUFEK J. Tatuus F4 T0	1'45.078	7
5	CAPIETTO M. Tatuus F4 T0	1'45.047	37	SZTUKA K. Tatuus F4 T0	1'44.891	6
10	DÜRKSEN J. Tatuus F4 T0	1'44.868	73	ARMANNI P. Tatuus F4 T0	1'44.831	5
86	VALINT B. Tatuus F4 T0	1'44.740	23	ZUNIGA E. Tatuus F4 T0	1'44.677	4
7	SMAL K. Tatuus F4 T0	1'44.478	15	BEDRIN N. Tatuus F4 T0	1'44.476	3
6	MONTOYA S. Tatuus F4 T0	1'44.465	28	BRASCHI F. Tatuus F4 T0	1'44.319	2
72	FORNAROLI L. Tatuus F4 T0	1'44.250	87	BEARMAN O. Tatuus F4 T0	1'43.818	1

The Drive n. 52 (Rexhepi E.) drop 10 position for Stewards decision

25/07/2021 Chairman of the Jury

