

ACI Racing Weekend Vallelunga, 26-27 Giugno 2021

TCR Italy - Classifica Free Practice 1

Num.	Conduuttore	Naz	Concorrente	Team	Auto	Classe	Tempo	Dist.	Rel.	Giri
1	68 BRIGLIADORI Eric	ITA	Brigliadori Eric	BF Motorsport	Audi Rs3 LMS	TCR	1'40.966			10
2	4 TAVANO Salvatore	ITA	Girasole	Girasole	Cupra Leon Competicion	TCR	1'41.394	0.428	0.428	13
3	31 CECCON Kevin	ITA	Ceccon Kevin	Aggressive Team	Hyundai i30 N TCR	TCR	1'41.458	0.492	0.064	12
4	13 BURI Antti	FIN	Target	Target Competition	Hyundai i30 N TCR	TCR	1'41.708	0.742	0.250	13
5	8 BALDAN Nicola	ITA	Target	Target Competition	Hyundai i30 N TCR	TCR	1'41.841	0.875	0.133	13
6	16 LEONOV Evgenii	RUS	Volcano Motorsport	Victory Asserto SL	Cupra Leon Competicion	TCR	1'41.923	0.957	0.082	13
7	14 STEFANOVSKI Igor	MKD	Stefanovski Igor	AKK Stefanovski	Hyundai i30 N TCR	TCR	1'41.995	1.029	0.072	9
8	24 GIACON Jonathan	ITA	Giacon Jonathan	Tecnodom Sport	Honda Civic FK7 H70	TCR	1'42.071	1.105	0.076	11
9	27 RUBEN Volt	EST	ALM Honda Racing	ALM Honda Racing	Honda Civic FK7 H70	TCR	1'42.334	1.368	0.263	14
10	10 PAOLINO Federico	ITA	Paolino Federico	Girasole	Cupra Leon Competicion	TCR	1'42.584	1.618	0.250	13
11	44 IMBERTI Michele	ITA	Imberti Michele	Elite Motorsport	Cupra Leon Competicion	TCR	1'42.696	1.730	0.112	8
12	6 GURRIERI Raffaele	ITA	Gurrieri Raffaele	Girasole	Cupra Leon TCR	TCR	1'43.053	2.087	0.357	15
13	25 VAHTEL Mattias	EST	ALM Honda Racing	ALM Honda Racing	Honda Civic FK7 H70	TCR	1'43.206	2.240	0.153	14
14	90 BABUIN Denis	ITA	Babuin Denis		Cupra TCR DSG	TCDS	1'43.345	2.379	0.139	10
15	33 ROMAGNOLI Riccardo	ITA	Proteam Race	Proteam Race	Cupra Leon TCR	TCR	1'43.560	2.594	0.215	10
16	82 BUTTI Marco	ITA	DMAX Suisse	Elite Motorsport	VW Golf TCR	TCDS	1'44.178	3.212	0.618	14
17	84 DI MARE Sabatino	ITA	Di Mare Sabatino	Scuderia Vesuvio	Cupra TCR DSG	TCDS	1'44.263	3.297	0.085	13
18	21 GUIDA Nicola	ITA	Guida Nicola	Girasole	Cupra Leon Competicion	TCR	1'44.443	3.477	0.180	14
19	76 CAPPELLARI Daniele	ITA	Cappellari Daniele		VW Golf	TCR	1'45.456	4.490	1.013	15
20	85 FANTILLI Giorgio	ITA	Fantilli Giorgio		Cupra TCR DSG	TCDS	1'45.539	4.573	0.083	14

Umidità	51%	ARIA	26°C
Condizioni	DRY	Temp.	34°C

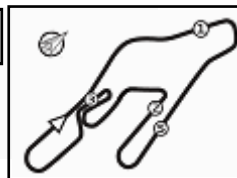
Direttore di Gara : Gianfranco Bonifacio

Direttore di Prova : Gianluca Marotta

26/06/2021 Inizio 09:49 Fine 10:21

Esposta alle:





Vallelunga auto 4.085 m

ACI Racing Weekend Vallelunga, 26-27 Giugno 2021
TCR Italy - Best Sectors & Speed Free Practice 1
MIGLIOR GIRO

1	68 BRIGLIADORI Eric	Audi Rs3 LMS	1'40.966
2	4 TAVANO Salvatore	Cupra Leon Competicion	1'41.394
3	31 CECCON Kevin	Hyundai i30 N TCR	1'41.458
4	13 BURI Antti	Hyundai i30 N TCR	1'41.708
5	8 BALDAN Nicola	Hyundai i30 N TCR	1'41.841
6	16 LEONOV Evgenii	Cupra Leon Competicion	1'41.923
7	14 STEFANOVSKI Igor	Hyundai i30 N TCR	1'41.995
8	24 GIACON Jonathan	Honda Civic FK7 H70	1'42.071
9	27 RUBEN Volt	Honda Civic FK7 H70	1'42.334
10	10 PAOLINO Federico	Cupra Leon Competicion	1'42.584
11	44 IMBERTI Michele	Cupra Leon Competicion	1'42.696
12	6 GURRIERI Raffaele	Cupra Leon TCR	1'43.053
13	25 VAHTEL Mattias	Honda Civic FK7 H70	1'43.206
14	90 BABUIN Denis	Cupra TCR DSG	1'43.345
15	33 ROMAGNOLI Riccardo	Cupra Leon TCR	1'43.560
16	82 BUTTI Marco	VW Golf TCR	1'44.178
17	84 DI MARE Sabatino	Cupra TCR DSG	1'44.263
18	21 GUIDA Nicola	Cupra Leon Competicion	1'44.443
19	76 CAPPELLARI Daniele	VW Golf	1'45.456
20	85 FANTILLI Giorgio	Cupra TCR DSG	1'45.539

SPEED

1	44 IMBERTI Michele	Cupra Leon Competicion	216,4
2	4 TAVANO Salvatore	Cupra Leon Competicion	216,0
3	16 LEONOV Evgenii	Cupra Leon Competicion	216,0
4	68 BRIGLIADORI Eric	Audi Rs3 LMS	215,6
5	25 VAHTEL Mattias	Honda Civic FK7 H70	214,7
6	27 RUBEN Volt	Honda Civic FK7 H70	213,4
7	10 PAOLINO Federico	Cupra Leon Competicion	213,4
8	33 ROMAGNOLI Riccardo	Cupra Leon TCR	212,6
9	8 BALDAN Nicola	Hyundai i30 N TCR	212,6
10	21 GUIDA Nicola	Cupra Leon Competicion	212,2
11	31 CECCON Kevin	Hyundai i30 N TCR	210,9
12	13 BURI Antti	Hyundai i30 N TCR	210,9
13	6 GURRIERI Raffaele	Cupra Leon TCR	210,9
14	14 STEFANOVSKI Igor	Hyundai i30 N TCR	210,9
15	82 BUTTI Marco	VW Golf TCR	210,1
16	24 GIACON Jonathan	Honda Civic FK7 H70	209,7
17	76 CAPPELLARI Daniele	VW Golf	209,3
18	85 FANTILLI Giorgio	Cupra TCR DSG	208,5
19	90 BABUIN Denis	Cupra TCR DSG	207,7
20	84 DI MARE Sabatino	Cupra TCR DSG	206,9

SEG. 1

1	68 BRIGLIADORI Eric	13.270
2	4 TAVANO Salvatore	13.444
3	31 CECCON Kevin	13.479
4	25 VAHTEL Mattias	13.575
5	14 STEFANOVSKI Igor	13.577
6	16 LEONOV Evgenii	13.616
7	27 RUBEN Volt	13.661
8	44 IMBERTI Michele	13.677
9	33 ROMAGNOLI Riccardo	13.705
10	6 GURRIERI Raffaele	13.751
11	13 BURI Antti	13.765
12	82 BUTTI Marco	13.770
13	8 BALDAN Nicola	13.816
14	24 GIACON Jonathan	13.830
15	84 DI MARE Sabatino	13.860
16	90 BABUIN Denis	14.063
17	21 GUIDA Nicola	14.085
18	10 PAOLINO Federico	14.269
19	85 FANTILLI Giorgio	14.355
20	76 CAPPELLARI Daniele	14.451

SEG. 2

1	4 TAVANO Salvatore	34.821
2	8 BALDAN Nicola	35.130
3	68 BRIGLIADORI Eric	35.142
4	10 PAOLINO Federico	35.166
5	31 CECCON Kevin	35.168
6	16 LEONOV Evgenii	35.169
7	13 BURI Antti	35.321
8	27 RUBEN Volt	35.346
9	24 GIACON Jonathan	35.387
10	14 STEFANOVSKI Igor	35.416
11	44 IMBERTI Michele	35.693
12	6 GURRIERI Raffaele	35.720
13	21 GUIDA Nicola	35.775
14	82 BUTTI Marco	35.964
15	90 BABUIN Denis	35.970
16	33 ROMAGNOLI Riccardo	36.007
17	25 VAHTEL Mattias	36.058
18	85 FANTILLI Giorgio	36.293
19	84 DI MARE Sabatino	36.303
20	76 CAPPELLARI Daniele	36.342

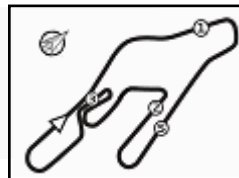
SEG. 3

1	68 BRIGLIADORI Eric	30.556
2	8 BALDAN Nicola	30.574
3	31 CECCON Kevin	30.696
4	24 GIACON Jonathan	30.716
5	13 BURI Antti	30.720
6	4 TAVANO Salvatore	30.733
7	10 PAOLINO Federico	30.746
8	14 STEFANOVSKI Igor	30.819
9	16 LEONOV Evgenii	30.863
10	44 IMBERTI Michele	30.951
11	90 BABUIN Denis	30.997
12	27 RUBEN Volt	31.126
13	33 ROMAGNOLI Riccardo	31.127
14	25 VAHTEL Mattias	31.136
15	6 GURRIERI Raffaele	31.162
16	21 GUIDA Nicola	31.286
17	84 DI MARE Sabatino	31.400
18	82 BUTTI Marco	31.654
19	76 CAPPELLARI Daniele	31.848
20	85 FANTILLI Giorgio	31.998

SEG. 4

1	4 TAVANO Salvatore	21.734
2	31 CECCON Kevin	21.760
3	16 LEONOV Evgenii	21.808
4	13 BURI Antti	21.857
5	68 BRIGLIADORI Eric	21.872
6	27 RUBEN Volt	21.898
7	8 BALDAN Nicola	21.939
8	24 GIACON Jonathan	21.962
9	25 VAHTEL Mattias	21.980
10	14 STEFANOVSKI Igor	21.993
11	10 PAOLINO Federico	22.038
12	33 ROMAGNOLI Riccardo	22.111
13	6 GURRIERI Raffaele	22.137
14	44 IMBERTI Michele	22.157
15	90 BABUIN Denis	22.226
16	21 GUIDA Nicola	22.243
17	84 DI MARE Sabatino	22.377
18	85 FANTILLI Giorgio	22.394
19	76 CAPPELLARI Daniele	22.409
20	82 BUTTI Marco	22.428





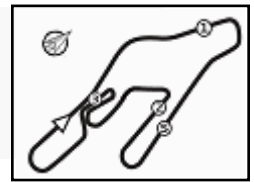
Vallelunga auto 4.085 m

ACI Racing Weekend Vallelunga, 26-27 Giugno 2021

TCR Italy - Ideal Time Free Practice 1

Num.	Conduuttore	Auto	Seg. 1	Seg. 2	Seg. 3	Seg. 4	Ideal Time		
			Diff. 1	Diff. 2	Diff. 3	Diff. 4	Miglior Giro	Pos.	Diff.
1	4 TAVANO S. (ITA)	Cupra Leon Competicion	13.444 +0.332	34.821 +0.048	30.733 +0.289	21.734 +0.041	1'40.732 1'41.394	2	0.662
2	68 BRIGLIADORI E. (ITA)	Audi Rs3 LMS	13.270 +0.078	35.142 +0.048	30.556	21.872	1'40.840 1'40.966	1	0.126
3	31 CECCON K. (ITA)	Hyundai i30 N TCR	13.479 +0.076	35.168 +0.120	30.696	21.760 +0.159	1'41.103 1'41.458	3	0.355
4	16 LEONOV E. (RUS)	Cupra Leon Competicion	13.616 +0.135	35.169	30.863 +0.186	21.808 +0.146	1'41.456 1'41.923	6	0.467
5	8 BALDAN N. (ITA)	Hyundai i30 N TCR	13.816 +0.143	35.130 +0.193	30.574 +0.046	21.939	1'41.459 1'41.841	5	0.382
6	13 BURI A. (FIN)	Hyundai i30 N TCR	13.765 +0.045	35.321	30.720	21.857	1'41.663 1'41.708	4	0.045
7	14 STEFANOVSKI I. (MKD)	Hyundai i30 N TCR	13.577	35.416	30.819	21.993 +0.190	1'41.805 1'41.995	7	0.190
8	24 GIACON J. (ITA)	Honda Civic FK7 H70	13.830 +0.076	35.387	30.716 +0.100	21.962	1'41.895 1'42.071	8	0.176
9	27 RUBEN V. (EST)	Honda Civic FK7 H70	13.661 +0.122	35.346 +0.018	31.126	21.898 +0.163	1'42.031 1'42.334	9	0.303
10	10 PAOLINO F. (ITA)	Cupra Leon Competicion	14.269 +0.265	35.166 +0.002	30.746	22.038 +0.098	1'42.219 1'42.584	10	0.365
11	44 IMBERTI M. (ITA)	Cupra Leon Competicion	13.677 +0.218	35.693	30.951	22.157	1'42.478 1'42.696	11	0.218
12	25 VAHTEL M. (EST)	Honda Civic FK7 H70	13.575 +0.227	36.058 +0.100	31.136 +0.027	21.980 +0.103	1'42.749 1'43.206	13	0.457
13	6 GURRIERI R. (ITA)	Cupra Leon TCR	13.751 +0.069	35.720 +0.097	31.162	22.137 +0.117	1'42.770 1'43.053	12	0.283
14	33 ROMAGNOLI R. (ITA)	Cupra Leon TCR	13.705 +0.101	36.007 +0.306	31.127 +0.127	22.111 +0.076	1'42.950 1'43.560	15	0.610
15	90 BABUIN D. (ITA)	Cupra TCR DSG	14.063	35.970 +0.089	30.997	22.226	1'43.256 1'43.345	14	0.089
16	21 GUIDA N. (ITA)	Cupra Leon Competicion	14.085 +0.690	35.775 +0.364	31.286	22.243	1'43.389 1'44.443	18	1.054
17	82 BUTTI M. (ITA)	VW Golf TCR	13.770 +0.110	35.964 +0.109	31.654 +0.143	22.428	1'43.816 1'44.178	16	0.362
18	84 DI MARE S. (ITA)	Cupra TCR DSG	13.860 +0.100	36.303 +0.167	31.400	22.377 +0.056	1'43.940 1'44.263	17	0.323
19	85 FANTILLI G. (ITA)	Cupra TCR DSG	14.355 +0.165	36.293 +0.183	31.998 +0.035	22.394 +0.116	1'45.040 1'45.539	20	0.499
20	76 CAPPELLARI D. (ITA)	VW Golf	14.451 +0.045	36.342	31.848 +0.183	22.409 +0.178	1'45.050 1'45.456	19	0.406
Ideal Time Assoluto			13.270	34.821	30.556	21.734	1'40.381		





Vallelunga auto 4.085 m

ACI Racing Weekend Vallelunga, 26-27 Giugno 2021
TCR Italy - Analisi Tempi Free Practice 1

1 / 3

4 S. TAVANO (1'41.394)

Giro	Seg.1	Seg.2	Seg.3	Seg.4	T. Giro	km/h	Local Time
							9:50'25.788
1	21.234	42.248	35.273	23.089	2'01.844P	184,6	9:52'27.632
2	15.059	38.325	32.253	22.438	1'48.075	210,1	9:54'15.707
3	15.052	36.515	32.332	3'24.523	4'48.422P	210,5	9:59'04.129
4	18.473	57.069	57.015	49.107	3'01.664P	90,2	10:02'05.793
5	17.122	39.260	32.924	21.734	1'51.040	208,1	10:03'56.833
6	13.776	34.821	31.022	21.775	1'41.394	213,9	10:05'38.227
7	13.574	35.623	48.415	34.733	2'12.345	215,1	10:07'50.572
8	13.900	35.140	30.733	22.066	1'41.839	213,4	10:09'32.411
9	13.480	35.091	30.873	3'41.653	5'01.097P	216,0	10:14'33.508
10	18.078	35.783	32.460	23.003	1'49.324P	212,2	10:16'22.832
11	13.702	34.992	30.974	21.994	1'41.662	213,4	10:18'04.494
12	13.587	35.626	31.051	22.023	1'42.287	211,4	10:19'46.781
13	13.444	35.252	31.158	22.086	1'41.940	211,8	10:21'28.721

8	14.269	35.365	30.837	22.184	1'42.655	211,4	10:10'04.415
9	15.481	38.824	43.692	2'18.920	3'56.917P	201,5	10:14'01.332
10	18.911	39.980	33.195	22.919	1'55.005P	193,5	10:15'56.337
11	14.699	35.394	30.951	22.181	1'43.225	212,2	10:17'39.562
12	14.603	35.366	31.303	22.378	1'43.650	211,4	10:19'23.212
13	14.299	35.591	31.041	22.209	1'43.140	210,5	10:21'06.352

13 A. BURI (1'41.708)

Giro	Seg.1	Seg.2	Seg.3	Seg.4	T. Giro	km/h	Local Time
							9:51'14.923
1	20.883	42.603	35.437	24.214	2'03.137P	172,0	9:53'18.060
2	15.000	38.715	32.658	22.828	1'49.201	206,9	9:55'07.261
3	14.226	46.351	35.867	22.627	1'59.071	194,9	9:57'06.332
4	14.010	36.155	32.118	22.341	1'44.624	209,3	9:58'50.956
5	13.998	46.528	1'00.417	54.266	2'55.209	173,9	10:01'46.165
6	24.159	36.326	31.387	22.254	1'54.126	206,9	10:03'40.291
7	13.914	1'07.559	1'10.816	2'46.868	5'19.157P		10:08'59.448
8	28.485	41.152	33.623	26.579	2'09.839P	180,0	10:11'09.287
9	26.569	1'02.488	33.128	22.259	2'24.444	120,5	10:13'33.731
10	13.804	36.002	30.885	21.920	1'42.611	208,9	10:15'16.342
11	13.810	35.321	30.720	21.857	1'41.708	210,9	10:16'58.050
12	13.828	35.567	30.913	21.990	1'42.298	210,1	10:18'40.348
13	13.765	35.479	30.832	21.904	1'41.980	210,1	10:20'22.328

6 R. GURRIERI (1'43.053)

Giro	Seg.1	Seg.2	Seg.3	Seg.4	T. Giro	km/h	Local Time
							9:51'01.376
1	21.519	49.991	42.617	25.639	2'19.766P	142,5	9:53'21.142
2	16.055	41.772	33.449	22.967	1'54.243	183,1	9:55'15.385
3	14.964	48.332	33.075	22.403	1'58.774	199,6	9:57'14.159
4	14.630	35.847	32.284	22.381	1'45.142	209,7	9:58'59.301
5	14.322	45.722	1'00.687	52.890	2'53.621	208,5	10:01'52.922
6	25.058	37.127	32.376	22.259	1'56.820	207,7	10:03'49.742
7	14.403	36.406	31.726	22.478	1'45.013	210,1	10:05'34.755
8	14.727	37.176	34.179	22.182	1'48.264	208,9	10:07'23.019
9	14.140	36.094	31.762	22.137	1'44.133	210,5	10:09'07.152
10	14.466	41.335	31.921	2'17.852	3'45.574P	173,1	10:12'52.726
11	18.094	37.128	31.788	22.534	1'49.544P	208,1	10:14'42.270
12	14.481	35.944	31.293	22.152	1'43.870	208,9	10:16'26.140
13	13.820	35.817	31.162	22.254	1'43.053	210,9	10:18'09.193
14	13.751	35.929	31.479	22.380	1'43.539	210,5	10:19'52.732
15	13.806	35.720	31.438	22.411	1'43.375	209,7	10:21'36.107

14 I. STEFANOVSKI (1'41.995)

Giro	Seg.1	Seg.2	Seg.3	Seg.4	T. Giro	km/h	Local Time
							9:50'19.636
1	23.380	44.586	36.283	23.186	2'07.435P	177,0	9:52'27.071
2	14.826	38.172	34.097	6'32.780	7'59.875P	205,7	10:00'26.946
3	36.915	1'12.380	32.071	22.490	2'43.856P	69,0	10:03'10.802
4	13.794	35.798	31.135	21.993	1'42.720	208,5	10:04'53.522
5	13.771	35.835	31.099	22.317	1'43.022	209,7	10:06'36.544
6	13.577	35.416	30.819	22.183	1'41.995	210,5	10:08'18.539
7	13.686	35.787	31.304	2'40.232	4'01.009P	210,9	10:12'19.548
8	19.219	36.750	31.376	22.383	1'49.728P	204,9	10:14'09.276
9	13.665	36.391	39.561	23.518	1'53.135	210,1	10:16'02.411

8 N. BALDAN (1'41.841)

Giro	Seg.1	Seg.2	Seg.3	Seg.4	T. Giro	km/h	Local Time
							9:51'11.696
1	20.697	42.924	35.936	23.728	2'03.285P	178,8	9:53'14.981
2	15.895	39.553	32.374	22.781	1'50.603	189,5	9:55'05.584
3	14.385	42.706	38.199	22.983	1'58.273	180,0	9:57'03.857
4	14.166	35.603	33.313	3'47.149	5'10.231P	209,7	10:02'14.088
5	20.765	38.203	32.576	22.256	1'53.800P	206,5	10:04'07.888
6	13.959	35.323	30.620	21.939	1'41.841	210,9	10:05'49.729
7	13.861	37.618	34.819	23.718	1'50.016	187,8	10:07'39.745
8	13.897	35.363	30.574	23.055	1'42.889	211,8	10:09'22.634
9	13.898	35.130	30.641	23.962	1'43.631	212,6	10:11'06.265
10	23.925	1'07.048	32.993	22.071	2'26.037	121,6	10:13'32.302
11	13.816	40.655	31.859	1'44.325	3'10.655P	177,6	10:16'42.957
12	33.575	37.330	36.587	22.244	2'09.736P	210,1	10:18'52.693
13	13.842	35.451	30.936	22.249	1'42.478	210,9	10:20'35.171

16 E. LEONOV (1'41.923)

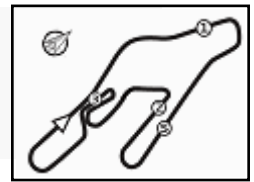
Giro	Seg.1	Seg.2	Seg.3	Seg.4	T. Giro	km/h	Local Time
							9:50'43.744
1	23.105	41.766	34.722	23.687	2'03.280P	197,8	9:52'47.024
2	15.115	36.916	31.829	22.600	1'46.460	210,9	9:54'33.484
3	14.119	36.365	39.275	32.182	2'01.941	211,4	9:56'35.425
4	14.183	36.424	31.886	2'25.678	3'48.171P	212,2	10:00'23.596
5	38.499	1'10.717	33.538	22.521	2'45.275P	67,7	10:03'08.871
6	13.937	35.503	30.863	21.808	1'42.111	213,4	10:04'50.982
7	13.920	36.448	31.679	22.296	1'44.343	214,3	10:06'35.325
8	13.751	35.169	31.049	21.954	1'41.923	214,3	10:08'17.248
9	13.680	35.582	30.939	3'47.746	5'07.947P	213,9	10:13'25.195
10	20.306	40.739	31.518	22.082	1'54.645P	177,0	10:15'19.840
11	13.642	35.251	34.510	22.248	1'45.651	216,0	10:17'05.491
12	13.616	35.777	30.981	22.203	1'42.577	214,7	10:18'48.068
13	13.645	35.537	31.186	22.153	1'42.521	214,3	10:20'30.589

10 F. PAOLINO (1'42.584)

Giro	Seg.1	Seg.2	Seg.3	Seg.4	T. Giro	km/h	Local Time
							9:50'55.517
1	22.967				5'26.397P		9:56'21.914
2	19.888	43.073	36.974	23.805	2'03.740P	142,9	9:58'25.654
3	15.158	36.634	44.156	38.957	2'14.905	209,7	10:00'40.559
4	34.394	1'04.376	31.445	22.430	2'32.645	63,0	10:03'13.204
5	14.666	35.315	31.154	22.151	1'43.286	211,4	10:04'56.490
6	14.534	35.168	30.746	22.136	1'42.584	213,0	10:06'39.074
7	14.585	35.166	30.897	22.038	1'42.686	213,4	10:08'21.760

21 N. GUIDA (1'44.443)

Giro	Seg.1	Seg.2	Seg.3	Seg.4	T. Giro	km/h	Local Time
							9:50'33.110
1	22.378				2'38.334P	126,3	9:53'11.444
2	18.446	44.501	35.042	24.344	2'02.333	181,8	9:55'13.777
3	16.045	58.472	34.467	23.546	2'12.530	94,3	9:57'26.307
4	15.109	36.645	32.578	23.125	1'47.457	208,5	9:59'13.764
5	16.768	1'0					



Vallelunga auto 4.085 m

ACI Racing Weekend Vallelunga, 26-27 Giugno 2021
TCR Italy - Analisi Tempi Free Practice 1

2 / 3

6	26.897	39.374	34.031	22.949	2'03.251P	204,9	10:05'46.828
7	15.408	40.065	35.167	25.172	1'55.812	192,5	10:07'42.640
8	15.336	36.907	31.945	22.939	1'47.127	207,3	10:09'29.767
9	15.126	37.011	31.516	33.496	1'57.149	210,9	10:11'26.916
10	38.433	45.007	31.788	22.806	2'18.034	202,2	10:13'44.950
11	14.775	36.139	31.286	22.243	1'44.443	212,2	10:15'29.393
12	14.269	35.775	32.007	22.500	1'44.551	212,2	10:17'13.944
13	14.388	36.271	31.445	22.644	1'44.748	211,8	10:18'58.692
14	14.085	36.244	31.985	22.525	1'44.839	212,2	10:20'43.531

1	20.460	41.717	35.423	23.476	2'01.076P	196,4	9:50'28.085
2	14.880	38.538	32.856	2'59.764	4'26.038P	207,3	9:52'29.161
3	17.868	39.187	32.632	22.404	1'52.091P		9:58'47.290
4	13.631	47.555	57.424	56.687	2'55.297	210,5	10:01'42.587
5	27.759	37.939	31.822	22.215	1'59.735	206,5	10:03'42.322
6	13.503	35.168	32.171	21.760	1'42.602	209,3	10:05'24.924
7	13.555	35.288	30.696	21.919	1'41.458	210,5	10:07'06.382
8	14.623	44.152	37.868	22.363	1'59.006	156,7	10:09'05.388
9	13.688	35.338	31.070	22.112	1'42.208	210,9	10:10'47.596
10	13.503	1'17.284	31.836	2'43.043	4'45.666P		10:15'33.262
11	17.348	36.347	31.272	22.270	1'47.237P	209,3	10:17'20.499
12	13.530	35.605	30.861	22.186	1'42.182	210,5	10:19'02.681

24 J. GIACON (1'42.071)

Giro	Seg.1	Seg.2	Seg.3	Seg.4	T. Giro	km/h	Local Time
9:50'30.148							
1	22.432	54.722	43.611	2'45.464	4'46.229P	99,2	9:55'16.377
2	19.513	1'01.519	37.390	24.764	2'23.186P	78,5	9:57'39.563
3	14.503	36.903	31.284	22.266	1'44.956	206,9	9:59'24.519
4	22.778	1'03.072	54.037	30.466	2'50.353	100,7	10:02'14.872
5	14.212	37.079	31.887	22.838	1'46.016	208,1	10:04'00.888
6	14.138	35.922	37.896	4'29.830	5'57.786P	209,7	10:09'58.674
7	25.976	52.455	50.558	26.523	2'35.512P	127,8	10:12'34.186
8	14.261	35.646	30.716	22.652	1'43.275	208,5	10:14'17.862
9	13.979	35.396	31.460	22.260	1'43.095	209,7	10:16'00.556
10	13.906	35.387	30.816	21.962	1'42.071	209,3	10:17'42.627
11	13.830	35.636	31.062	22.104	1'42.632	209,3	10:19'25.259

33 R. ROMAGNOLI (1'43.560)

Giro	Seg.1	Seg.2	Seg.3	Seg.4	T. Giro	km/h	Local Time
9:50'50.163							
1	21.069	45.192	38.250	24.736	2'09.247P	145,2	9:52'59.410
2	14.791	36.928	32.047	22.656	1'46.422	205,7	9:54'45.832
3	14.011	37.011	39.158	27.466	1'57.646	208,9	9:56'43.478
4	14.018	36.129	36.129	8'53.342P	210,1	10:05'36.820	
5	18.427	37.909	33.982	22.561	1'52.879P	207,3	10:07'29.699
6	14.048	36.493	31.127	22.111	1'43.779	210,5	10:09'13.478
7	14.226	36.007	31.463	23.258	1'44.954	211,8	10:10'58.432
8	21.062	1'06.576	32.792	22.451	2'22.881		10:13'21.313
9	13.806	36.313	31.254	22.187	1'43.560	210,9	10:15'04.873
10	13.783	36.518	31.286	22.238	1'43.825	212,6	10:16'48.698

25 M. VAHTEL (1'43.206)

Giro	Seg.1	Seg.2	Seg.3	Seg.4	T. Giro	km/h	Local Time
9:50'22.202							
1	21.838	42.595	34.851	23.297	2'02.581P	179,1	9:52'24.783
2	14.880	37.479	32.559	3'15.352	4'40.270P	211,8	9:57'05.053
3	27.776	37.723	33.523	22.335	2'01.357P	211,4	9:59'06.410
4	14.333	54.560	52.433	52.213	2'53.539	98,3	10:01'59.949
5	18.921	38.108	32.489	22.378	1'51.896	211,8	10:03'51.845
6	14.057	36.350	31.783	22.187	1'44.377	213,4	10:05'36.222
7	14.103	37.530	40.258	23.929	1'55.820	214,7	10:07'32.042
8	13.939	36.066	31.663	22.054	1'43.722	213,9	10:09'15.764
9	13.998	36.266	31.517	22.575	1'44.356	210,9	10:11'00.120
10	25.788	1'13.442	33.209	22.279	2'34.718		10:13'34.838
11	13.575	36.058	31.508	22.173	1'43.314	213,4	10:15'18.152
12	13.676	36.183	31.514	22.174	1'43.547	213,9	10:17'01.699
13	15.002	36.283	31.136	21.980	1'44.401	212,6	10:18'46.100
14	13.802	36.158	31.163	22.083	1'43.206	211,8	10:20'29.306

44 M. IMBERTI (1'42.696)

Giro	Seg.1	Seg.2	Seg.3	Seg.4	T. Giro	km/h	Local Time
9:50'53.258							
1	21.503	45.045	38.428	1'47.455	3'32.431P	170,1	9:54'25.689
2	18.948	40.442	39.821	31.194	2'10.405P	207,3	9:56'36.094
3	14.249	36.740	31.813	22.364	1'45.166	212,6	9:58'21.260
4	13.904	36.180	34.587	33.596	1'58.267	210,9	10:00'19.527
5	35.607	1'11.342	31.581	22.254	2'40.784	72,1	10:03'00.311
6	13.895	35.693	30.951	22.157	1'42.696	213,0	10:04'43.007
7	13.764	35.879	31.261	22.196	1'43.100	214,7	10:06'26.107
8	13.727	36.143	31.227	22.294	1'43.391	216,4	10:08'09.498

68 E. BRIGLIADORI (1'40.966)

Giro	Seg.1	Seg.2	Seg.3	Seg.4	T. Giro	km/h	Local Time
9:51'06.880							
1	20.974	43.378	37.081	23.936	2'05.369P	193,2	9:53'12.249
2	16.107	37.234	32.404	22.924	1'48.669	208,9	9:55'00.918
3	13.609	43.742	40.160	22.348	1'59.859	213,9	9:57'00.777
4	13.480	35.617	31.713	22.070	1'42.880	213,4	9:58'43.657
5	13.385	42.492	43.788	2'01.895	3'41.560P	213,4	10:02'25.217
6	19.675	40.137	35.698	23.558	1'59.068P	191,8	10:04'24.285
7	13.421	35.142	30.672	21.932	1'41.167	215,1	10:06'05.452
8	13.810	38.711	34.211	23.552	1'50.284	198,9	10:07'55.736
9	13.348	35.190	30.556	21.872	1'40.966	215,1	10:09'36.702
10	13.270	35.264	30.834	35.292	1'54.660	215,6	10:11'31.362

76 D. CAPPELLARI (1'45.456)

Giro	Seg.1	Seg.2	Seg.3	Seg.4	T. Giro	km/h	Local Time
9:50'46.648							
1	24.981	58.924	42.379	28.542	2'34.826P	101,6	9:53'21.474
2	18.827	46.889	41.014	26.066	2'12.796	156,1	9:55'34.270
3	15.781	58.774	33.864	23.160	2'11.579	147,1	9:57'45.849
4	15.138	37.266	32.620	27.273	1'52.297	205,7	9:59'38.146
5	38.265	1'33.202	36.622	23.607	3'11.696	57,7	10:02'49.842
6	14.735	37.110	32.135	22.531	1'46.511	207,7	10:04'36.353

31 K. CECCON (1'41.458)

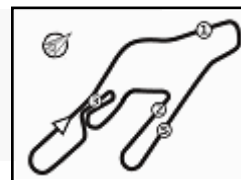
Giro	Seg.1	Seg.2	Seg.3	Seg.4	T. Giro	km/h	Local Time
9:50'20.401							
1	22.924	41.921	33.511	22.963	2'01.319P	179,1	9:52'21.720
2	15.254	36.851	31.860	22.494	1'46.459	210,1	9:54'08.179
3	14.700	36.727	41.667	3'43.628	5'16.722P	210,9	9:59'24.901
4	22.529	1'05.124	54.421	28.696	2'50.770P	84,8	10:02'15.671
5	14.314	35.863	31.575	21.898	1'43.650	212,6	10:03'59.321
6	14.027	36.862	32.068	22.015	1'44.972	213,4	10:05'44.293
7	13.980	35.855	31.627	21.981	1'43.443	212,6	10:07'27.736
8	13.903	35.584	31.189	22.101	1'42.777	212,6	10:09'10.513
9	13.920	35.704	31.391	22.439	1'43.454	212,6	10:10'53.967
10	17.828	1'13.473	39.791	22.156	2'33.248		10:13'27.215
11	13.783	35.364	31.126	22.061	1'42.334	213,0	10:15'09.549
12	13.759	35.346	31.296	22.220	1'42.621	213,0	10:16'52.170
13	13.661	35.603	31.284	21.981	1'42.529	210,5	10:18'34.699
14	13.785	35.508	31.332	22.133	1'42.758	211,4	10:20'17.457

26/06/2021 P = Box In/Out - C = Tempo Invalidato



Powered by FICr PERUGIA TIMING





Vallelunga auto 4.085 m

ACI Racing Weekend Vallelunga, 26-27 Giugno 2021

TCR Italy - Analisi Tempi Free Practice 1

7	15.100	37.239	32.672	22.444	1'47.455	207,3	10:06'23.808
8	15.184	37.721	32.118	22.732	1'47.755	209,3	10:08'11.563
9	14.586	36.989	31.948	22.479	1'46.002	207,3	10:09'57.565
10	14.755	36.413	32.248	30.418	1'53.834	208,1	10:11'51.399
11	29.927	37.985	32.387	22.662	2'02.961	207,3	10:13'54.360
12	14.702	36.650	32.130	22.409	1'45.891	208,5	10:15'40.251
13	14.451	36.643	31.848	22.520	1'45.462	209,3	10:17'25.713
14	14.556	37.159	35.039	22.517	1'49.271	208,1	10:19'14.984
15	14.496	36.342	32.031	22.587	1'45.456	208,1	10:21'00.440

82 M. BUTTI (1'44.178)

Giro	Seg.1	Seg.2	Seg.3	Seg.4	T. Giro	km/h	Local Time
							9:50'42.816
1	23.620	52.305	42.776	28.298	2'26.999P	129,7	9:53'09.815
2	19.150	49.086	40.616	24.735	2'13.587	132,0	9:55'23.402
3	15.382	1'02.047	38.588	23.373	2'19.390	96,6	9:57'42.792
4	14.419	36.357	32.948	22.914	1'46.638	208,5	9:59'29.430
5	27.040	1'10.979	44.677	25.499	2'48.195	78,1	10:02'17.625
6	14.197	36.360	31.791	22.722	1'45.070	206,9	10:04'02.695
7	13.891	36.150	32.091	22.934	1'45.066	210,1	10:05'47.761
8	14.481	36.461	33.107	22.585	1'46.634	210,1	10:07'34.395
9	13.901	36.346	34.014	3'48.221	5'12.482P	205,3	10:12'46.877
10	18.208	36.555	32.024	22.794	1'49.581P	208,5	10:14'36.458
11	14.034	35.964	34.083	23.352	1'47.433	208,9	10:16'23.891
12	13.880	36.073	31.797	22.428	1'44.178	209,7	10:18'08.069
13	13.970	36.340	32.762	22.596	1'45.668	208,5	10:19'53.737
14	13.770	36.426	31.654	22.497	1'44.347	208,5	10:21'38.084

84 S. DI MARE (1'44.263)

Giro	Seg.1	Seg.2	Seg.3	Seg.4	T. Giro	km/h	Local Time
							9:50'56.972
1	22.952	47.939	37.945	26.914	2'15.750P	122,3	9:53'12.722
2	18.081	41.029	35.361	22.945	1'57.416	187,2	9:55'10.138
3	14.113	46.600	39.057	22.533	2'02.303	204,2	9:57'12.441
4	14.171	36.482	32.177	22.415	1'45.245	206,5	9:58'57.686
5	13.919	44.506	1'01.995	52.271	2'52.691	205,7	10:01'50.377
6	25.335	36.618	31.865	22.436	1'56.254	205,3	10:03'46.631
7	13.960	36.470	31.400	22.433	1'44.263	205,7	10:05'30.894
8	13.862	36.659	31.562	22.420	1'44.503	206,9	10:07'15.397
9	13.860	36.861	31.668	22.377	1'44.766	205,7	10:09'00.163
10	13.914	36.303	31.672	24.690	1'46.579	206,1	10:10'46.742
11	22.890	1'13.225	39.692	4'40.107	6'55.914P		10:17'42.656
12	18.167	36.736	33.583	22.459	1'50.945P	204,9	10:19'33.601
13	13.977	36.694	31.788	22.683	1'45.142	205,3	10:21'18.743

85 G. FANTILLI (1'45.539)

Giro	Seg.1	Seg.2	Seg.3	Seg.4	T. Giro	km/h	Local Time
							9:50'40.412
1	22.678	51.272	41.987	27.428	2'23.365P	158,8	9:53'03.777
2	18.652	40.283	34.454	24.418	1'57.807	203,0	9:55'01.584
3	14.838	43.649	40.486	23.909	2'02.882	205,7	9:57'04.466
4	14.898	38.042	32.901	22.961	1'48.802	204,9	9:58'53.268
5	14.933	44.633	59.885	54.375	2'53.826	205,3	10:01'47.094
6	24.706	38.268	35.162	22.733	2'00.869	205,3	10:03'47.963
7	14.562	37.206	31.998	22.725	1'46.491	205,7	10:05'34.454
8	14.736	36.846	32.687	22.394	1'46.663	206,9	10:07'21.117
9	14.520	36.476	32.033	22.510	1'45.539	208,5	10:09'06.656
10	14.355	36.293	33.040	22.783	1'46.471	207,7	10:10'53.127
11	14.781	1'12.285	33.607	23.099	2'23.772		10:13'16.899
12	14.720	37.050	32.216	22.468	1'46.454	206,9	10:15'03.353
13	14.518	37.252	32.944	22.978	1'47.692	206,1	10:16'51.045
14	14.514	37.380	32.269	24.959	1'49.122	207,7	10:18'40.167

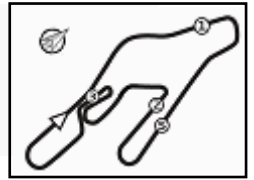
26/06/2021

P = Box In/Out - C = Tempo Invalidato



Powered by FICR PERUGIA TIMING





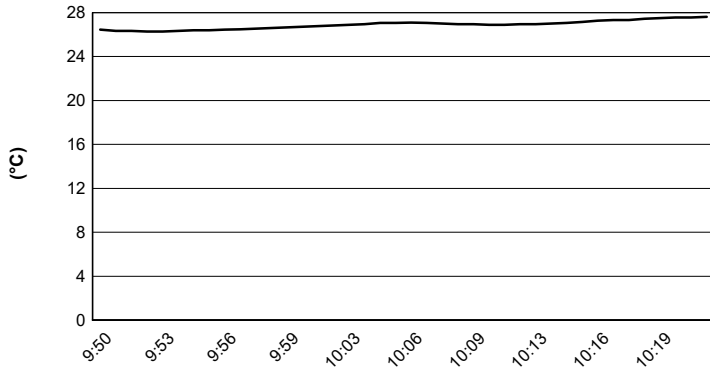
Vallelunga auto 4.085 m

ACI Racing Weekend Vallelunga, 26-27 Giugno 2021

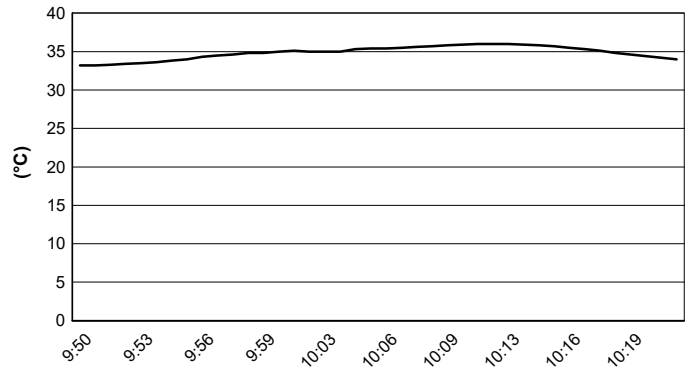
TCR Italy - Meteo Free Practice 1

Session started 09:49 - Session ended 10:21

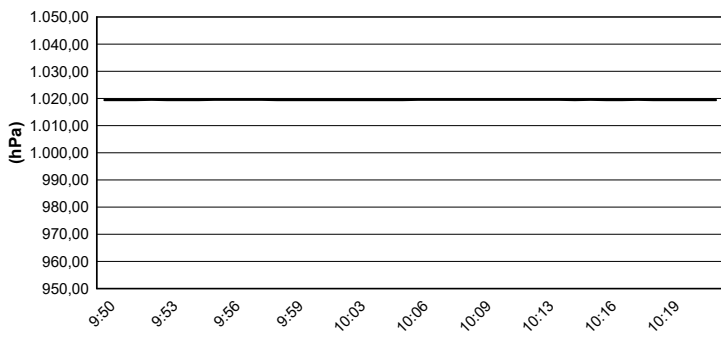
Air Temperature



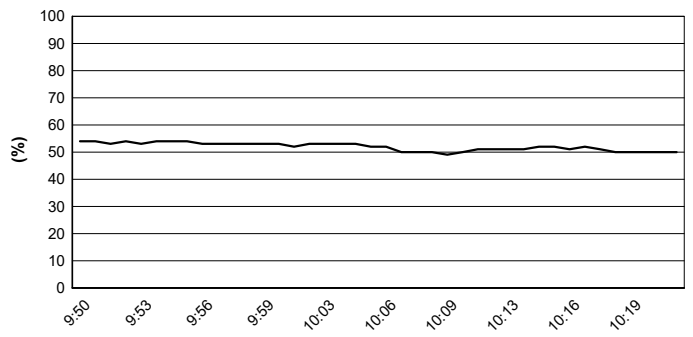
Track Temperature



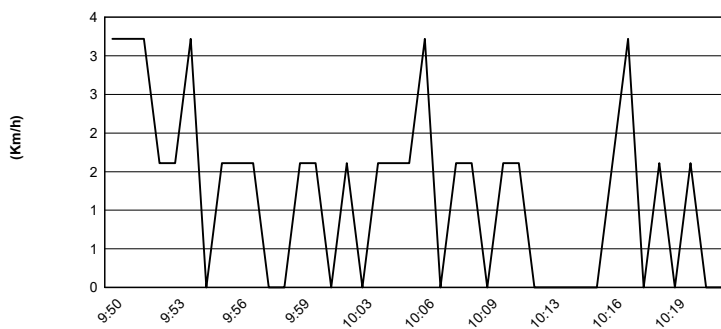
Air Pressure



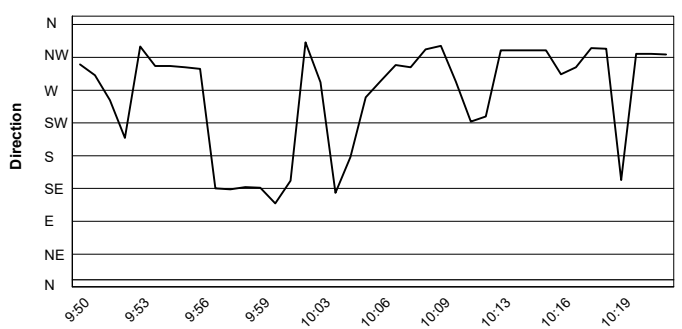
Humidity



Wind Speed



Wind Direction



26/06/2021

