

ACI Racing Weekend Vallelunga, 26-27 Giugno 2021

TCR Italy - Classifica Free Practice 2

Num.	Conducente	Naz	Concorrente	Team	Auto	Classe	Tempo	Dist.	Rel.	Giri
1	4 TAVANO Salvatore	ITA	Girasole	Girasole	Cupra Leon Competicion	TCR	1'40.891			11
2	8 BALDAN Nicola	ITA	Target	Target Competition	Hyundai i30 N TCR	TCR	1'41.212	0.321	0.321	12
3	68 BRIGLIADORI Eric	ITA	Brigliadori Eric	BF Motorsport	Audi Rs3 LMS	TCR	1'41.398	0.507	0.186	12
4	33 ROMAGNOLI Riccardo	ITA	Proteam Race	Proteam Race	Cupra Leon TCR	TCR	1'41.726	0.835	0.328	15
5	44 IMBERTI Michele	ITA	Imberti Michele	Elite Motorsport	Cupra Leon Competicion	TCR	1'42.046	1.155	0.320	12
6	24 GIACON Jonathan	ITA	Giacon Jonathan	Tecnodom Sport	Honda Civic FK7 H70	TCR	1'42.192	1.301	0.146	13
7	13 BURI Antti	FIN	Target	Target Competition	Hyundai i30 N TCR	TCR	1'42.590	1.699	0.398	10
8	31 CECCON Kevin	ITA	Ceccon Kevin	Aggressive Team	Hyundai i30 N TCR	TCR	1'42.591	1.700	0.001	14
9	25 VAHTEL Mattias	EST	ALM Honda Racing	ALM Honda Racing	Honda Civic FK7 H70	TCR	1'42.687	1.796	0.096	14
10	27 RUBEN Volt	EST	ALM Honda Racing	ALM Honda Racing	Honda Civic FK7 H70	TCR	1'42.716	1.825	0.029	12
11	10 PAOLINO Federico	ITA	Paolino Federico	Girasole	Cupra Leon Competicion	TCR	1'42.799	1.908	0.083	13
12	16 LEONOV Evgenii	RUS	Volcano Motorsport	Victory Asserto SL	Cupra Leon Competicion	TCR	1'43.323	2.432	0.524	15
13	6 GURRIERI Raffaele	ITA	Gurrieri Raffaele	Girasole	Cupra Leon TCR	TCR	1'43.539	2.648	0.216	15
14	90 BABUIN Denis	ITA	Babuin Denis		Cupra TCR DSG	TCDS	1'43.651	2.760	0.112	14
15	21 GUIDA Nicola	ITA	Guida Nicola	Girasole	Cupra Leon Competicion	TCR	1'43.862	2.971	0.211	14
16	82 BUTTI Marco	ITA	DMAX Suisse	Elite Motorsport	VW Golf TCR	TCDS	1'44.381	3.490	0.519	13
17	84 DI MARE Sabatino	ITA	Di Mare Sabatino	Scuderia Vesuvio	Cupra TCR DSG	TCDS	1'44.678	3.787	0.297	14
18	85 FANTILLI Giorgio	ITA	Fantilli Giorgio		Cupra TCR DSG	TCDS	1'46.643	5.752	1.965	14
19	14 STEFANOVSKI Igor	MKD	Stefanovski Igor	AKK Stefanovski	Hyundai i30 N TCR	TCR				0
20	76 CAPPELLARI Daniele	ITA	Cappellari Daniele		VW Golf	TCR				0

Umidità	27%	ARIA	31°C
Condizioni	DRY	Temp.	47°C

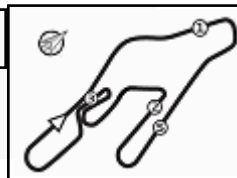
Direttore di Gara : Gianfranco Bonifacio

Direttore di Prova : Gianluca Marotta

26/06/2021 Inizio Fine
11:49 12:22

Esposta alle:





ACI Racing Weekend Vallelunga, 26-27 Giugno 2021

TCR Italy - Riepilogativa Libere

Num.	Conducente	Naz	Concorrente	Team	Auto	Classe	Sess. 1	Sess. 2	Tempo	Dist.	Rel.	Giri
1	4 TAVANO Salvatore	ITA	Girasole	Girasole	Cupra Leon Competicion	TCR	1'41.394	1'40.891	1'40.891			24
2	68 BRIGLIADORI Eric	ITA	Brigliadori Eric	BF Motorsport	Audi Rs3 LMS	TCR	1'40.966	1'41.398	1'40.966	0.075	0.075	22
3	8 BALDAN Nicola	ITA	Target	Target Competition	Hyundai i30 N TCR	TCR	1'41.841	1'41.212	1'41.212	0.321	0.246	25
4	31 CECCON Kevin	ITA	Ceccon Kevin	Aggressive Team	Hyundai i30 N TCR	TCR	1'41.458	1'42.591	1'41.458	0.567	0.246	26
5	13 BURI Antti	FIN	Target	Target Competition	Hyundai i30 N TCR	TCR	1'41.708	1'42.590	1'41.708	0.817	0.250	23
6	33 ROMAGNOLI Riccardo	ITA	Proteam Race	Proteam Race	Cupra Leon TCR	TCR	1'43.560	1'41.726	1'41.726	0.835	0.018	25
7	16 LEONOV Evgenii	RUS	Volcano Motorsport	Victory Asserto SL	Cupra Leon Competicion	TCR	1'41.923	1'43.323	1'41.923	1.032	0.197	28
8	14 STEFANOVSKI Igor	MKD	Stefanovski Igor	AKK Stefanovski	Hyundai i30 N TCR	TCR	1'41.995		1'41.995	1.104	0.072	9
9	44 IMBERTI Michele	ITA	Imberti Michele	Elite Motorsport	Cupra Leon Competicion	TCR	1'42.696	1'42.046	1'42.046	1.155	0.051	20
10	24 GIACON Jonathan	ITA	Giacon Jonathan	Tecnodom Sport	Honda Civic FK7 H70	TCR	1'42.071	1'42.192	1'42.071	1.180	0.025	24
11	27 RUBEN Volt	EST	ALM Honda Racing	ALM Honda Racing	Honda Civic FK7 H70	TCR	1'42.334	1'42.716	1'42.334	1.443	0.263	26
12	10 PAOLINO Federico	ITA	Paolino Federico	Girasole	Cupra Leon Competicion	TCR	1'42.584	1'42.799	1'42.584	1.693	0.250	26
13	25 VAHTEL Mattias	EST	ALM Honda Racing	ALM Honda Racing	Honda Civic FK7 H70	TCR	1'43.206	1'42.687	1'42.687	1.796	0.103	28
14	6 GURRIERI Raffaele	ITA	Gurrieri Raffaele	Girasole	Cupra Leon TCR	TCR	1'43.053	1'43.539	1'43.053	2.162	0.366	30
15	90 BABUIN Denis	ITA	Babuin Denis		Cupra TCR DSG	TCDS	1'43.345	1'43.651	1'43.345	2.454	0.292	24
16	21 GUIDA Nicola	ITA	Guida Nicola	Girasole	Cupra Leon Competicion	TCR	1'44.443	1'43.862	1'43.862	2.971	0.517	28
17	82 BUTTI Marco	ITA	DMAX Suisse	Elite Motorsport	VW Golf TCR	TCDS	1'44.178	1'44.381	1'44.178	3.287	0.316	27
18	84 DI MARE Sabatino	ITA	Di Mare Sabatino	Scuderia Vesuvio	Cupra TCR DSG	TCDS	1'44.263	1'44.678	1'44.263	3.372	0.085	27
19	76 CAPPELLARI Daniele	ITA	Cappellari Daniele		VW Golf	TCR	1'45.456		1'45.456	4.565	1.193	15
20	85 FANTILLI Giorgio	ITA	Fantilli Giorgio		Cupra TCR DSG	TCDS	1'45.539	1'46.643	1'45.539	4.648	0.083	28

Direttore di Gara : Gianfranco Bonifacio

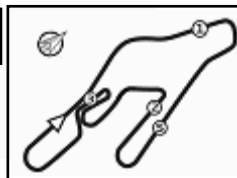
Direttore di Prova : Gianluca Marotta

26/06/2021



Powered by FICr PERUGIA TIMING





ACI Racing Weekend Vallelunga, 26-27 Giugno 2021
TCR Italy - Best Sectors & Speed Free Practice 2

MIGLIOR GIRO

1	4	TAVANO Salvatore	Cupra Leon Competicion	1'40.891
2	8	BALDAN Nicola	Hvundai i30 N TCR	1'41.212
3	68	BRIGLIADORI Eric	Audi Rs3 LMS	1'41.398
4	33	ROMAGNOLI Riccardo	Cupra Leon TCR	1'41.726
5	44	IMBERTI Michele	Cupra Leon Competicion	1'42.046
6	24	GIACON Jonathan	Honda Civic FK7 H70	1'42.192
7	13	BURI Antti	Hvundai i30 N TCR	1'42.590
8	31	CECCON Kevin	Hvundai i30 N TCR	1'42.591
9	25	VAHTEL Mattias	Honda Civic FK7 H70	1'42.687
10	27	RUBEN Volt	Honda Civic FK7 H70	1'42.716
11	10	PAOLINO Federico	Cupra Leon Competicion	1'42.799
12	16	LEONOV Evgenii	Cupra Leon Competicion	1'43.323
13	6	GURRIERI Raffaele	Cupra Leon TCR	1'43.539
14	90	BABUIN Denis	Cupra TCR DSG	1'43.651
15	21	GUIDA Nicola	Cupra Leon Competicion	1'43.862
16	82	BUTTI Marco	VW Golf TCR	1'44.381
17	84	DI MARE Sabatino	Cupra TCR DSG	1'44.678
18	85	FANTILLI Giorgio	Cupra TCR DSG	1'46.643
19	14	STEFANOVSKI Igor	Hvundai i30 N TCR	
20	76	CAPELLARI Daniele	VW Golf	

SPEED

1	16	LEONOV Evgenii	Cupra Leon Competicion	217,7
2	44	IMBERTI Michele	Cupra Leon Competicion	216,9
3	4	TAVANO Salvatore	Cupra Leon Competicion	215,1
4	68	BRIGLIADORI Eric	Audi Rs3 LMS	214,3
5	21	GUIDA Nicola	Cupra Leon Competicion	214,3
6	25	VAHTEL Mattias	Honda Civic FK7 H70	214,3
7	33	ROMAGNOLI Riccardo	Cupra Leon TCR	214,3
8	10	PAOLINO Federico	Cupra Leon Competicion	213,9
9	31	CECCON Kevin	Hyundai i30 N TCR	213,0
10	27	RUBEN Volt	Honda Civic FK7 H70	212,6
11	8	BALDAN Nicola	Hyundai i30 N TCR	211,4
12	6	GURRIERI Raffaele	Cupra Leon TCR	211,4
13	24	GIACON Jonathan	Honda Civic FK7 H70	210,5
14	13	BURI Antti	Hyundai i30 N TCR	210,1
15	82	BUTTI Marco	VW Golf TCR	210,1
16	90	BABUIN Denis	Cupra TCR DSG	208,5
17	85	FANTILLI Giorgio	Cupra TCR DSG	208,1
18	84	DI MARE Sabatino	Cupra TCR DSG	207,7

SEG. 1

1	31	CECCON Kevin	13.345
2	68	BRIGLIADORI Eric	13.353
3	44	IMBERTI Michele	13.362
4	16	LEONOV Evgenii	13.436
5	25	VAHTEL Mattias	13.451
6	8	BALDAN Nicola	13.499
7	24	GIACON Jonathan	13.562
8	33	ROMAGNOLI Riccardo	13.580
9	13	BURI Antti	13.588
10	4	TAVANO Salvatore	13.609
11	27	RUBEN Volt	13.620
12	84	DI MARE Sabatino	13.672
13	82	BUTTI Marco	13.720
14	6	GURRIERI Raffaele	13.785
15	90	BABUIN Denis	13.870
16	21	GUIDA Nicola	13.916
17	10	PAOLINO Federico	14.158
18	85	FANTILLI Giorgio	14.312

SEG. 2

1	4	TAVANO Salvatore	34.724
2	8	BALDAN Nicola	35.143
3	16	LEONOV Evgenii	35.145
4	10	PAOLINO Federico	35.168
5	68	BRIGLIADORI Eric	35.274
6	13	BURI Antti	35.333
7	24	GIACON Jonathan	35.346
8	33	ROMAGNOLI Riccardo	35.382
9	44	IMBERTI Michele	35.437
10	25	VAHTEL Mattias	35.456
11	27	RUBEN Volt	35.477
12	6	GURRIERI Raffaele	35.613
13	31	CECCON Kevin	35.676
14	21	GUIDA Nicola	35.686
15	90	BABUIN Denis	36.109
16	84	DI MARE Sabatino	36.147
17	82	BUTTI Marco	36.237
18	85	FANTILLI Giorgio	36.849

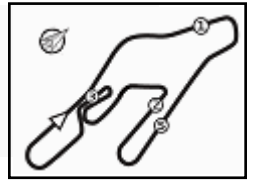
SEG. 3

1	8	BALDAN Nicola	30.576
2	4	TAVANO Salvatore	30.587
3	68	BRIGLIADORI Eric	30.626
4	33	ROMAGNOLI Riccardo	30.690
5	44	IMBERTI Michele	30.780
6	31	CECCON Kevin	30.892
7	10	PAOLINO Federico	30.961
8	13	BURI Antti	31.019
9	24	GIACON Jonathan	31.020
10	16	LEONOV Evgenii	31.127
11	25	VAHTEL Mattias	31.129
12	27	RUBEN Volt	31.200
13	21	GUIDA Nicola	31.290
14	6	GURRIERI Raffaele	31.292
15	90	BABUIN Denis	31.356
16	82	BUTTI Marco	31.501
17	84	DI MARE Sabatino	31.897
18	85	FANTILLI Giorgio	32.095

SEG. 4

1	8	BALDAN Nicola	21.769
2	68	BRIGLIADORI Eric	21.904
3	4	TAVANO Salvatore	21.914
4	33	ROMAGNOLI Riccardo	21.929
5	16	LEONOV Evgenii	21.992
6	27	RUBEN Volt	22.064
7	13	BURI Antti	22.084
8	44	IMBERTI Michele	22.088
9	25	VAHTEL Mattias	22.098
10	24	GIACON Jonathan	22.098
11	31	CECCON Kevin	22.236
12	10	PAOLINO Federico	22.263
13	90	BABUIN Denis	22.281
14	6	GURRIERI Raffaele	22.339
15	84	DI MARE Sabatino	22.354
16	21	GUIDA Nicola	22.413
17	82	BUTTI Marco	22.555
18	85	FANTILLI Giorgio	22.717





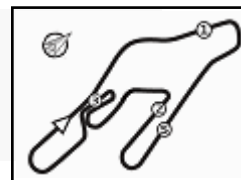
Vallelunga auto 4.085 m

ACI Racing Weekend Vallelunga, 26-27 Giugno 2021

TCR Italy - Ideal Time Free Practice 2

Num.	Condotto	Auto	Seg. 1	Seg. 2	Seg. 3	Seg. 4	Ideal Time		
			Diff. 1	Diff. 2	Diff. 3	Diff. 4	Miglior Giro	Pos.	Diff.
1	4 TAVANO S. (ITA)	Cupra Leon Competicion	13.609 +0.057	34.724	30.587	21.914	1'40.834 1'40.891	1	0.057
2	8 BALDAN N. (ITA)	Hyundai i30 N TCR	13.499	35.143	30.576 +0.057	21.769 +0.168	1'40.987 1'41.212	2	0.225
3	68 BRIGLIADORI E. (ITA)	Audi Rs3 LMS	13.353 +0.110	35.274	30.626	21.904 +0.131	1'41.157 1'41.398	3	0.241
4	33 ROMAGNOLI R. (ITA)	Cupra Leon TCR	13.580 +0.145	35.382	30.690	21.929	1'41.581 1'41.726	4	0.145
5	44 IMBERTI M. (ITA)	Cupra Leon Competicion	13.362 +0.311	35.437	30.780	22.088 +0.068	1'41.667 1'42.046	5	0.379
6	16 LEONOV E. (RUS)	Cupra Leon Competicion	13.436 +0.278	35.145 +0.571	31.127 +0.423	21.992 +0.351	1'41.700 1'43.323	12	1.623
7	13 BURI A. (FIN)	Hyundai i30 N TCR	13.588	35.333	31.019 +0.385	22.084 +0.181	1'42.024 1'42.590	7	0.566
8	24 GIACON J. (ITA)	Honda Civic FK7 H70	13.562 +0.044	35.346 +0.028	31.020 +0.071	22.098 +0.023	1'42.026 1'42.192	6	0.166
9	25 VAHTEL M. (EST)	Honda Civic FK7 H70	13.451 +0.114	35.456 +0.123	31.129 +0.239	22.098 +0.077	1'42.134 1'42.687	9	0.553
10	31 CECCON K. (ITA)	Hyundai i30 N TCR	13.345 +0.167	35.676 +0.163	30.892	22.236 +0.112	1'42.149 1'42.591	8	0.442
11	27 RUBEN V. (EST)	Honda Civic FK7 H70	13.620 +0.095	35.477 +0.096	31.200 +0.018	22.064 +0.146	1'42.361 1'42.716	10	0.355
12	10 PAOLINO F. (ITA)	Cupra Leon Competicion	14.158 +0.081	35.168	30.961	22.263 +0.168	1'42.550 1'42.799	11	0.249
13	6 GURRIERI R. (ITA)	Cupra Leon TCR	13.785 +0.064	35.613 +0.093	31.292 +0.059	22.339 +0.294	1'43.029 1'43.539	13	0.510
14	21 GUIDA N. (ITA)	Cupra Leon Competicion	13.916 +0.455	35.686	31.290 +0.102	22.413	1'43.305 1'43.862	15	0.557
15	90 BABUIN D. (ITA)	Cupra TCR DSG	13.870 +0.018	36.109	31.356 +0.017	22.281	1'43.616 1'43.651	14	0.035
16	82 BUTTI M. (ITA)	VW Golf TCR	13.720	36.237 +0.039	31.501	22.555 +0.329	1'44.013 1'44.381	16	0.368
17	84 DI MARE S. (ITA)	Cupra TCR DSG	13.672 +0.131	36.147 +0.378	31.897 +0.091	22.354 +0.008	1'44.070 1'44.678	17	0.608
18	85 FANTILLI G. (ITA)	Cupra TCR DSG	14.312 +0.364	36.849 +0.057	32.095	22.717 +0.249	1'45.973 1'46.643	18	0.670
	14 STEFANOVSKI I. (MKD)	Hyundai i30 N TCR							
	76 CAPPELLARI D. (ITA)	VW Golf							
Ideal Time Assoluto			13.345	34.724	30.576	21.769	1'40.414		





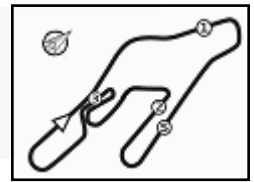
Vallelunga auto 4.085 m

ACI Racing Weekend Vallelunga, 26-27 Giugno 2021
TCR Italy - Analisi Tempi Free Practice 2

4 S. TAVANO (1'40.891)								11	14.656	35.581	31.202	22.324	1'43.763	212,6	12:18'02.233
Giro	Seg.1	Seg.2	Seg.3	Seg.4	T. Giro	km/h	Local Time	12	14.239	35.168	30.961	22.431	1'42.799	213,9	12:19'45.032
							11:50'27.020	13	14.158	35.539	31.184	22.489	1'43.370	212,2	12:21'28.402
1	25.732	40.575	35.863	23.220	2'05.390P	196,0	11:52'32.410								
2	15.846	38.855	32.683	22.738	1'50.122	165,1	11:54'22.532								
3	14.077	35.964	31.499	3'10.370	4'31.910P	214,3	11:58'54.442								
4	20.324	35.934	31.492	22.192	1'49.942P	212,2	12:00'44.384								
5	13.667	35.247	31.159	22.378	1'42.451	213,4	12:02'26.835								
6	13.609	35.362	31.086	22.206	1'42.263	214,3	12:04'09.098								
7	13.686	35.349	31.090	22.329	1'42.454	213,4	12:05'51.552								
8	13.699	35.203	31.118	22.240	1'42.260	214,7	12:07'33.812								
9	13.859	35.713	32.026	2'20.243	3'41.841P	212,6	12:11'15.653								
10	25.458	39.418	31.470	27.993	2'04.339P	166,2	12:13'19.992								
11	13.666	34.724	30.587	21.914	1'40.891	215,1	12:15'00.883								
13 A. BURI (1'42.590)															
Giro	Seg.1	Seg.2	Seg.3	Seg.4	T. Giro	km/h	Local Time								
1	19.848	39.131	32.563	22.727	1'54.269P	203,0	11:52'00.066								
2	14.301	35.994	33.881	22.292	1'46.468	209,3	11:55'40.803								
3	14.046	35.777	31.019	22.146	1'42.988	210,1	11:57'23.791								
4	14.088	35.778	31.163	22.168	1'43.197	208,9	11:59'06.988								
5	13.793	35.501	32.041	3'56.274	5'17.609P	209,7	12:04'24.597								
6	18.649	36.269	31.851	22.166	1'48.935P	207,3	12:06'13.532								
7	13.795	35.592	31.247	22.149	1'42.783	209,7	12:07'56.315								
8	13.919	35.408	31.227	22.084	1'42.638	208,5	12:09'38.953								
9	13.588	35.333	31.404	22.265	1'42.590	208,9	12:11'21.543								
10	13.637	35.333	31.268	22.366	1'42.604	209,3	12:13'04.147								
14 I. STEFANOVSKI															
Giro	Seg.1	Seg.2	Seg.3	Seg.4	T. Giro	km/h	Local Time								
							11:50'19.352								
16 E. LEONOV (1'43.323)															
Giro	Seg.1	Seg.2	Seg.3	Seg.4	T. Giro	km/h	Local Time								
							11:50'15.001								
1	21.198	39.977	35.282	23.507	1'59.964P	198,2	11:52'14.965								
2	14.911	36.184	31.671	22.369	1'45.135	213,0	11:54'00.100								
3	14.015	35.574	31.603	22.573	1'43.765	214,7	11:55'43.865								
4	13.895	35.656	32.092	22.103	1'43.746	213,9	11:57'27.611								
5	13.681	35.828	31.738	22.368	1'43.615	213,9	11:59'11.226								
6	13.674	35.829	31.225	22.635	1'43.363	212,6	12:00'54.589								
7	13.714	35.716	31.550	22.343	1'43.323	213,0	12:02'37.912								
8	13.806	36.125	31.469	2'39.289	4'00.689P	211,8	12:06'38.601								
9	18.615	35.918	31.962	22.472	1'48.967P	212,6	12:08'27.568								
10	13.802	35.862	31.806	22.187	1'43.657	214,3	12:10'11.225								
11	13.436	35.956	31.698	22.743	1'43.833	215,1	12:11'55.058								
12	14.627	35.557	31.516	1'59.303	3'21.003P	216,0	12:15'16.061								
13	20.781	37.322	32.775	22.077	1'52.955P	212,2	12:17'09.016								
14	13.753	35.794	31.877	21.992	1'43.416	217,7	12:18'52.432								
15	13.775	35.145	31.127	23.301	1'43.348	216,4	12:20'35.780								
21 N. GUIDA (1'43.862)															
Giro	Seg.1	Seg.2	Seg.3	Seg.4	T. Giro	km/h	Local Time								
							11:50'07.900								
1	22.205	43.434	35.233	25.028	2'05.900P	175,9	11:52'13.800								
2	17.135	39.674	33.509	3'16.067	4'46.385P	208,1	11:57'00.185								
3	23.626	39.359	32.991	22.896	1'58.872P	206,1	11:58'59.057								
4	14.676	36.019	32.943	22.573	1'46.211	210,5	12:00'45.268								
5	14.371	35.686	31.392	22.413	1'43.862	214,3	12:02'29.130								
6	14.097	36.036	31.290	22.516	1'43.939	213,0	12:04'13.069								
7	14.259	36.396	32.510	22.539	1'45.704	211,4	12:05'58.773								
8	14.077	36.126	31.606	22.604	1'44.413	212,2	12:07'43.186								
9	14.011	36.601	31.693	22.714	1'45.019	210,5	12:09'28.205								
10	14.039	35.975	31.835	22.847	1'44.696	211,4	12:11'12.901								
11	15.077	38.548	32.939	1'44.567	3'11.131P	209,7	12:14'24.032								
12	35.076	40.902	33.634	23.409	2'13.021P	207,7	12:16'37.053								
13	14.279	36.909	32.081	22.583	1'45.852	206,9	12:18'22.905								
14	13.916	36.114	31.584	22.704	1'44.318	212,6	12:20'07.223								
24 J. GIACON (1'42.192)															
Giro	Seg.1	Seg.2	Seg.3	Seg.4	T. Giro	km/h	Local Time								
							11:50'16.505								

26/06/2021 P = Box In/Out - C = Tempo Invalidato





Vallelunga auto 4.085 m

ACI Racing Weekend Vallelunga, 26-27 Giugno 2021

TCR Italy - Analisi Tempi Free Practice 2

2 / 3

Giro	Seg.1	Seg.2	Seg.3	Seg.4	T. Giro	km/h	Local Time
1	22.890	51.121	38.693	2'37.932	4'30.636P	150,0	11:54'47.141
2	21.370	47.204	38.007	23.109	2'09.690P		11:56'56.831
3	14.217	35.920	31.214	22.162	1'43.513	208,9	11:58'40.344
4	13.878	35.456	31.077	22.298	1'42.709	208,9	12:00'23.053
5	13.689	35.463	31.375	22.277	1'42.804	209,3	12:02'05.857
6	13.669	36.150	33.188	3'19.164	4'42.171P	210,1	12:06'48.028
7	19.539	40.131	35.161	22.427	1'57.258P	198,5	12:08'45.286
8	13.812	35.367	31.270	22.194	1'42.643	208,9	12:10'27.929
9	13.621	35.432	31.073	22.098	1'42.224	210,1	12:12'10.153
10	13.606	35.374	31.091	22.121	1'42.192	210,5	12:13'52.345
11	13.562	35.346	31.251	2'21.144	3'41.303P	210,1	12:17'33.648
12	18.585	52.952	35.337	22.671	2'09.545P	197,1	12:19'43.193
13	13.690	35.433	31.020	22.139	1'42.282	209,7	12:21'25.475

33 R. ROMAGNOLI (1'41.726)

Giro	Seg.1	Seg.2	Seg.3	Seg.4	T. Giro	km/h	Local Time
1	24.284	41.564	33.681	23.131	2'02.660P	180,0	11:52'44.149
2	14.121	36.356	31.733	22.324	1'44.534	210,9	11:54'28.683
3	13.731	35.768	31.496	22.456	1'43.451	213,9	11:56'12.134
4	13.896	35.786	31.378	22.511	1'43.571	212,6	11:57'55.705
5	13.807	36.045	31.431	22.456	1'43.739	212,2	11:59'39.444
6	13.816	37.108	32.566	1'29.749	2'53.239P		12:02'32.683
7	21.367	37.215	34.583	33.563	2'06.728P	207,7	12:04'39.411
8	13.623	36.013	31.575	22.502	1'43.713	213,4	12:06'23.124
9	13.684	36.707	31.731	22.713	1'44.835	211,8	12:08'07.959
10	13.794	37.370	32.114	2'26.347	3'49.625P	210,9	12:11'57.584
11	20.017	47.147	35.933	22.595	2'05.692P	118,8	12:14'03.276
12	13.725	35.382	30.690	21.929	1'41.726	213,4	12:15'45.002
13	13.645	35.595	30.739	21.994	1'41.973	213,4	12:17'26.975
14	13.580	35.704	30.834	22.267	1'42.385	213,9	12:19'09.360
15	13.588	35.696	31.108	22.575	1'42.967	214,3	12:20'52.327

25 M. VAHTEL (1'42.687)

Giro	Seg.1	Seg.2	Seg.3	Seg.4	T. Giro	km/h	Local Time
							11:50'13.704
1	22.567	49.378	35.492	25.465	2'12.902P	109,0	11:52'26.606
2	18.537	38.527	35.184	25.115	1'57.363	210,9	11:54'23.969
3	14.980	37.127	32.308	2'47.077	4'11.492P	213,0	11:58'35.461
4	21.775	39.972	32.276	22.502	1'56.525P	213,4	12:00'31.986
5	13.834	35.945	31.129	22.098	1'43.006	212,6	12:02'14.992
6	13.800	35.456	31.305	22.141	1'42.702	213,9	12:03'57.694
7	13.565	35.579	31.368	22.175	1'42.687	213,0	12:05'40.381
8	13.559	35.918	31.582	22.533	1'43.592	213,0	12:07'23.973
9	13.451	36.136	32.101	22.558	1'44.246	212,2	12:09'08.219
10	13.725	35.676	33.477	22.569	1'45.447	213,4	12:10'53.666
11	13.737	36.172	31.913	2'21.865	3'43.687P	213,0	12:14'37.353
12	22.089	37.294	31.477	22.534	1'53.394P	213,9	12:16'30.747
13	13.625	35.770	31.358	22.412	1'43.165	213,9	12:18'13.912
14	13.652	35.651	34.049	24.222	1'47.574	214,3	12:20'01.486

44 M. IMBERTI (1'42.046)

Giro	Seg.1	Seg.2	Seg.3	Seg.4	T. Giro	km/h	Local Time
							11:51'02.734
1	31.645	46.738	39.977	26.619	2'24.979P	146,3	11:53'27.713
2	15.466	43.015	35.266	24.306	1'58.053	174,8	11:55'25.766
3	17.033	40.694	33.972	24.942	1'56.641	196,0	11:57'22.407
4	15.414	40.827	33.042	2'14.830	3'44.113P	196,4	12:01'06.520
5	18.959	36.997	31.856	22.115	1'49.927P	214,7	12:02'56.447
6	13.673	35.437	30.780	22.156	1'42.046	214,7	12:04'38.493
7	13.362	35.813	30.919	22.088	1'42.182	216,9	12:06'20.675
8	13.473	35.580	31.041	22.240	1'42.334	216,4	12:08'03.009
9	13.874	38.276	32.727	3'12.523	4'37.400P	210,1	12:12'40.409
10	18.179	37.255	32.913	22.441	1'50.788P	214,3	12:14'31.197
11	13.566	35.593	31.261	22.099	1'42.519	216,4	12:16'13.716
12	13.568	35.617	31.136	22.504	1'42.825	214,7	12:17'56.541

27 V. RUBEN (1'42.716)

Giro	Seg.1	Seg.2	Seg.3	Seg.4	T. Giro	km/h	Local Time
							11:50'10.327
1	21.692	48.054	36.992	25.274	2'12.012P	129,2	11:52'22.339
2	18.793	43.888	36.237	23.839	2'02.757	128,4	11:54'25.096
3	15.289	38.907	33.096	22.922	1'50.214	170,3	11:56'15.310
4	14.640	36.998	32.905	2'35.823	4'00.366P	210,5	12:00'15.676
5	25.117	36.526	31.667	22.064	1'55.374P	211,8	12:02'11.050
6	13.946	35.918	31.510	22.237	1'43.611	211,8	12:03'54.661
7	13.880	35.477	32.012	22.210	1'43.579	211,8	12:05'38.240
8	13.776	35.571	31.544	22.228	1'43.119	211,8	12:07'21.359
9	13.715	35.573	31.218	22.210	1'42.716	211,4	12:09'04.075
10	13.682	35.537	32.083	22.393	1'43.695	211,8	12:10'47.770
11	13.628	35.490	31.578	22.250	1'42.946	212,6	12:12'30.716
12	13.620	35.744	31.200	22.216	1'42.780	212,6	12:14'13.496

68 E. BRIGLIADORI (1'41.398)

Giro	Seg.1	Seg.2	Seg.3	Seg.4	T. Giro	km/h	Local Time
							11:50'39.043
1	25.260	38.110	33.315	25.799	2'02.484P	212,2	11:52'41.527
2	13.662	35.773	32.210	2'45.835	4'07.480P	214,3	11:56'49.007
3	20.737	42.697	36.376	25.744	2'05.554P	145,9	11:58'54.561
4	13.487	35.416	30.934	21.904	1'41.741	213,0	12:00'36.302
5	16.261	38.651	31.159	22.523	1'48.594	194,2	12:02'24.896
6	13.353	35.411	30.833	22.118	1'41.715	213,9	12:04'06.611
7	13.429	35.442	30.844	22.069	1'41.784	212,2	12:05'48.395
8	13.463	35.274	30.626	22.035	1'41.398	213,0	12:07'29.793
9	13.455	35.462	30.819	2'05.905	3'32.841P	211,8	12:11'02.634
10	18.130	38.489	32.267	22.209	1'51.095P	196,0	12:12'53.729
11	13.450	35.288	30.687	22.146	1'41.571	213,0	12:14'35.300
12	13.456	35.832	31.067	22.348	1'42.703	213,0	12:16'18.003

31 K. CECCON (1'42.591)

Giro	Seg.1	Seg.2	Seg.3	Seg.4	T. Giro	km/h	Local Time
							11:51'08.003
1	25.826	42.631	35.507	23.507	2'07.471P	158,8	11:53'15.474
2	15.694	44.000	32.612	22.630	1'54.936	142,1	11:55'10.410
3	13.682	36.046	31.313	22.236	1'43.277	210,1	11:56'53.687
4	13.512	35.839	30.892	22.348	1'42.591	210,1	11:58'36.278
5	13.593	35.764	31.530	22.572	1'43.459	209,7	12:00'19.737
6	13.537	35.892	31.033	22.361	1'42.823	209,7	12:02'02.560
7	14.834	39.715	32.361	2'37.916	4'04.826P	162,4	12:06'07.386
8	17.652	38.669	31.614	22.576	1'50.511P	202,6	12:07'57.897
9	13.717	36.022	31.233	22.362	1'43.334	209,7	12:09'41.231
10	13.345	35.676	31.392	22.364	1'42.777	211,4	12:11'24.008
11	13.371	35.883	31.102	22.486	1'42.842	211,8	12:13'06.850
12	13.381	35.781	31.500	22.424	1'43.086	212,2	12:14'49.936

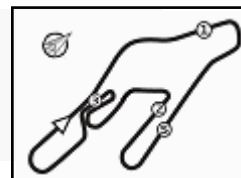
82 M. BUTTI (1'44.381)

Giro	Seg.1	Seg.2	Seg.3	Seg.4	T. Giro	km/h	Local Time
							11:50'53.791
1	33.713	44.945	49.005	27.406	2'35.069P	155,6	11:53'28.860
2	15.017	37.355	34.000	22.651	1'49.023	202,2	11:55'17.883
3	13.896	36.237	34.153	22.707	1'46.993	209,3	11:57'04.876
4	13.913	36.364	31.852	22.555	1'44.684	208,1	11:58'49.560
5	13.751	36.976	32.082	22.659	1'45.468	206,5	12:00'35.028
6	13.736	36.579	32.140	22.610	1'45.065	208,9	12:02'20.093

26/06/2021

P = Box In/Out - C = Tempo Invalidato





Vallelunga auto 4.085 m

ACI Racing Weekend Vallelunga, 26-27 Giugno 2021

TCR Italy - Analisi Tempi Free Practice 2

7	13.735	39.160	34.723	4'27.008	5'54.626P	196,4	12:08'14.719
8	19.126	37.133	31.981	22.681	1'50.921P	207,3	12:10'05.640
9	13.720	36.276	31.501	22.884	1'44.381	208,9	12:11'50.021
10	13.765	36.460	31.619	22.744	1'44.588	210,1	12:13'34.609
11	13.757	36.507	31.699	22.657	1'44.620	203,8	12:15'19.229
12	13.870	36.385	31.779	22.799	1'44.833	207,3	12:17'04.062
13	13.901	41.834	36.617	23.370	1'55.722	160,7	12:18'59.784

84 S. DI MARE (1'44.678)

Giro	Seg.1	Seg.2	Seg.3	Seg.4	T. Giro	km/h	Local Time
							11:50'35.168
1	24.485	39.549	32.560	23.439	2'00.033P	202,2	11:52'35.201
2	14.121	36.674	32.319	22.354	1'45.468	207,7	11:54'20.669
3	13.857	36.147	32.239	22.441	1'44.684	207,7	11:56'05.353
4	13.955	36.344	31.897	22.554	1'44.750	206,9	11:57'50.103
5	13.922	36.687	31.990	22.839	1'45.438	205,3	11:59'35.541
6	14.087	42.358	35.251	2'57.619	4'29.315P	177,6	12:04'04.856
7	25.549	39.812	32.497	22.441	2'00.299P	201,5	12:06'05.155
8	13.803	36.525	31.988	22.362	1'44.678	206,5	12:07'49.833
9	14.041	37.124	31.944	22.498	1'45.607	205,7	12:09'35.440
10	14.019	36.439	36.278	22.511	1'49.247	206,1	12:11'24.687
11	13.691	36.776	31.944	22.494	1'44.905	206,9	12:13'09.592
12	13.672	36.566	31.931	22.717	1'44.886	206,5	12:14'54.478
13	13.831	36.468	32.290	22.741	1'45.330	207,3	12:16'39.808
14	13.703	37.096	32.093	22.709	1'45.601	206,9	12:18'25.409

85 G. FANTILLI (1'46.643)

Giro	Seg.1	Seg.2	Seg.3	Seg.4	T. Giro	km/h	Local Time
							11:50'49.601
1	33.930	40.112	34.593	24.465	2'13.100P	201,9	11:53'02.701
2	14.891	37.057	33.127	22.717	1'47.792	206,9	11:54'50.493
3	14.754	36.933	32.184	23.018	1'46.889	207,7	11:56'37.382
4	14.668	37.149	32.221	22.823	1'46.861	207,7	11:58'24.243
5	14.928	39.206	36.292	3'31.157	5'01.583P	205,3	12:03'25.826
6	21.687	38.413	32.625	22.905	1'55.630P	204,5	12:05'21.456
7	14.676	36.906	32.095	22.966	1'46.643	207,3	12:07'08.099
8	14.576	37.037	32.477	23.278	1'47.368	206,9	12:08'55.467
9	14.468	37.140	32.487	23.089	1'47.184	206,5	12:10'42.651
10	14.312	36.849	32.652	23.168	1'46.981	206,9	12:12'29.632
11	14.543	37.250	32.504	23.296	1'47.593	208,1	12:14'17.225
12	18.745	47.142	38.151	28.018	2'12.056	154,3	12:16'29.281
13	18.420	44.739	33.839	23.025	2'00.023	191,2	12:18'29.304
14	14.458	37.120	32.809	22.989	1'47.376	207,7	12:20'16.680

90 D. BABUIN (1'43.651)

Giro	Seg.1	Seg.2	Seg.3	Seg.4	T. Giro	km/h	Local Time
							11:51'00.194
1	29.432	44.713	48.619	25.414	2'28.178P	168,2	11:53'28.372
2	14.946	36.424	31.997	22.527	1'45.894	206,1	11:55'14.266
3	14.298	36.261	31.539	22.338	1'44.436	208,1	11:56'58.702
4	14.079	36.294	31.586	22.423	1'44.382	206,9	11:58'43.084
5	14.426	38.359	34.938	22.719	1'50.442	208,1	12:00'33.526
6	14.000	36.279	31.356	22.456	1'44.091	207,3	12:02'17.617
7	13.915	36.389	31.562	22.505	1'44.371	207,3	12:04'01.988
8	14.090	36.267	32.959	2'47.187	4'10.503P	206,9	12:08'12.491
9	20.216	37.047	31.766	22.327	1'51.356P	206,5	12:10'03.847
10	13.888	36.109	31.373	22.281	1'43.651	206,5	12:11'47.498
11	13.870	36.117	31.539	22.327	1'43.853	208,5	12:13'31.351
12	13.879	36.147	31.793	22.347	1'44.166	208,1	12:15'15.517
13	13.910	36.220	31.775	22.473	1'44.378	208,1	12:16'59.895
14	13.979	36.210	34.142	26.703	1'51.034	208,1	12:18'50.929

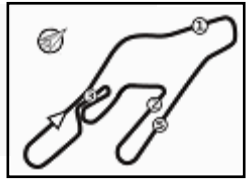
26/06/2021

P = Box In/Out - C = Tempo Invalidato



Powered by FICr PERUGIA TIMING





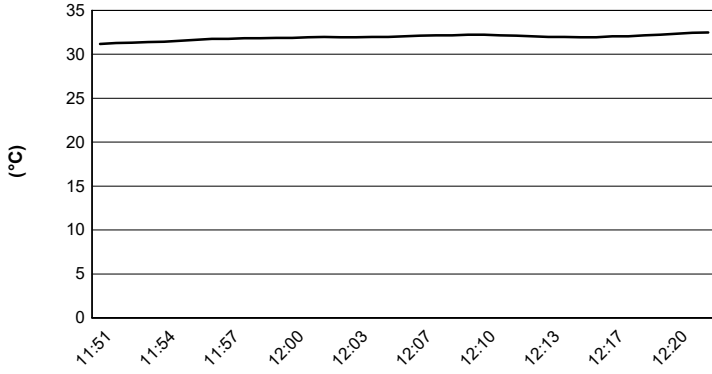
Vallelunga auto 4.085 m

ACI Racing Weekend Vallelunga, 26-27 Giugno 2021

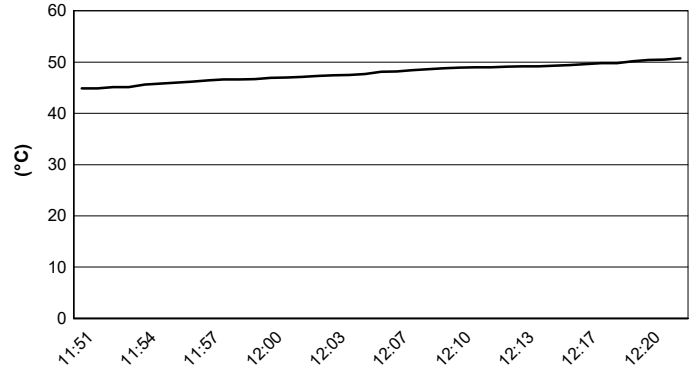
TCR Italy - Meteo Free Practice 2

Session started 11:50 - Session ended 12:22

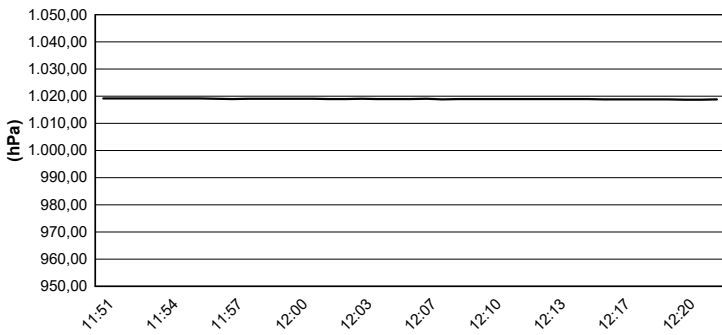
Air Temperature



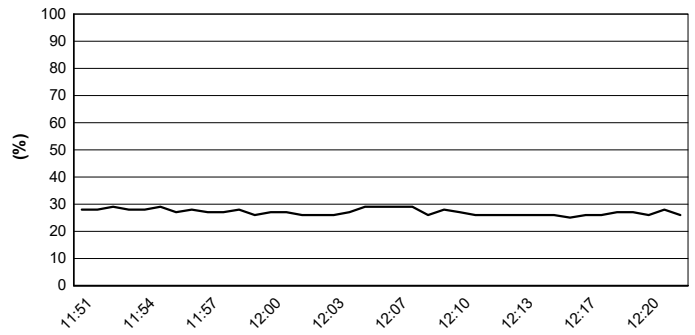
Track Temperature



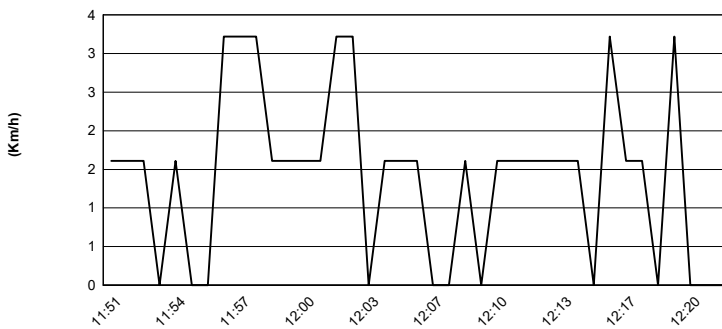
Air Pressure



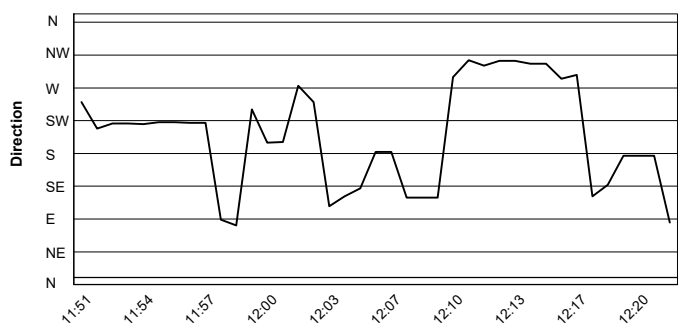
Humidity



Wind Speed



Wind Direction



26/06/2021

