
ACI Racing Weekend Mugello, 22-23 Ottobre 2022
AMENDE
Campionato Italiano GT Sprint - Classifica Prove Libere 2

Aut.Int. Mugello 5.245 m

1 / 3

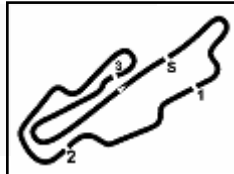
	Conduattore 1 Num. Concorrente	Conduattore 2 Team	Auto	Classe	Tempo	Dist.	Media	Giri
1	50 GLOCK Timo (DEU) BMW ITALIA CECCATO RACING	KLINGMANN Jens (DEU) BMW Italia Ceccato Racing	BMW M4	GT3PR	1'47.059		176,370	20
2	6 DI FOLCO Alberto Maria (ITA) IMPERIALE RACING	MIDDLETON Stuart (GBR) Imperiale Racing	LAMBORGHINI HURACAN	GT3PR	1'47.741	0.682	175,254	21
3	27 DI AMATO Daniele (ITA) SCUDERIA BALDINI 27	URCERA José Manuel (ARG) Scuderia Baldini 27	FERRARI 488 GT3 EVO	GT3PR	1'47.894	0.835	175,005	20
4	88 CECOTTO Jonathan (VEN) LP RACING	DI GIUSTO Mattia (ITA) LP Racing	LAMBORGHINI HURACAN	GT3PA	1'48.110	1.051	174,655	20
5	1 PATRINICOLA Simone (ITA) AUDI SPORT ITALIA	BUTTI Marco (ITA) Audi Sport Italia	AUDI R8 EVO 2	GT3PA	1'48.160	1.101	174,575	20
6	44 PESCE Emidio (ITA) ANTONELLI MOTORSPORT	RAPPANGE Jop (NED) Antonelli Motorsport	MERCEDES AMG	GT3PA	1'48.477	1.418	174,065	20
7	99 GRECO Matteo (ITA) NOVA RACE	GUERRA Francesco (ITA) Nova Race	HONDA NSX	GT3PR	1'48.841	1.782	173,482	19
8	55 GUIDETTI Jacopo (ITA) NOVA RACE	MONCINI Leonardo (ITA) Nova Race	HONDA NSX	GT3PR	1'48.852	1.793	173,465	17
9	17 GALBIATI Kikko (ITA) ANTONELLI MOTORSPORT	CRESSONI Matteo (ITA) Antonelli Motorsport	MERCEDES AMG	GT3PR	1'48.855	1.796	173,460	19
10	39 HAN Huilin (CHN) AF CORSE	GAI Stefano (ITA) AF Corse	FERRARI 488 GT3 EVO	GT3PA	1'49.232	2.173	172,861	20
11	25 COZZI Alessandro (ITA) AF CORSE	AF Corse	FERRARI 488 GT3 EVO	GT3AM	1'51.285	4.226	169,672	21
12	301 PIRIA Vittoria (ITA) TSUNAMI RT	POSTIGLIONE Vito (ITA) Tsunami RT	PORSCHE 991 GT3	GTCPA	1'51.417	4.358	169,471	19
13	306 BARRI Giacomo (ITA) TEAM ITALY	SCALVINI Eric (ITA) Team Italy	LAMBORGHINI HURACAN ST	GTCPA	1'51.864	4.805	168,794	18
14	310 TESTA Rodrigo (POR) REXAL FFF RACING TEAM	Rexal FFF Racing Team	LAMBORGHINI HURACAN ST	GTCPA	1'52.350	5.291	168,064	18
15	397 TABACCHI Emanuele (ITA) EF RACING	BARUCHELLI Dario (ITA) EF Racing	PORSCHE 991 GT3	GTCAM	1'52.405	5.346	167,982	19
16	371 PICCIOLI Gianluigi (ITA) EBIMOTORS	PERA Riccardo (ITA) EbiMotors	PORSCHE 991 GT3	GTCPA	1'52.449	5.390	167,916	20
17	333 BERTON Alessandro (ITA) SR&R	BUTTARELLI Samuele (ITA) SR&R	FERRARI 488 CHALLENGE	GTCAM	1'52.786	5.727	167,414	18
18	77 IP Paul (CHN) NOVA RACE	LEE Ying (CHN) Nova Race	HONDA NSX	GT3AM	1'52.901	5.842	167,244	18
19	308 PRIVITELIO Luciano (RSM) REXAL FFF RACING TEAM	PRIVITELIO Donovan (RSM) Rexal FFF Racing Team	LAMBORGHINI HURACAN ST	GTCAM	1'52.937	5.878	167,191	20
20	302 DI LEO Enrico (ITA) AB MOTORSPORT	POPPY (ITA) AB Motorsport	PORSCHE 991 GT3	GTCAM	1'53.189	6.130	166,818	19
21	303 MENDEZ Andres (COL) BONALDI MOTORSPORT	Bonaldi Motorsport	LAMBORGHINI HURACAN ST	GTCPA	1'53.275	6.216	166,692	19
22	389 PIERI Tazio (ITA) KRYPTON MOTORSPORT	Krypton Motorsport	PORSCHE 991 GT3	GTCAM	1'53.974	6.915	165,669	19
23	356 ROMANI Emanuele (ITA) ROMANI EMANUELE	CARBONI Gianluca (ITA) PS Performance	PORSCHE 991 GT3	GTCPA	1'54.208	7.149	165,330	19
24	323 COLUCCIO Luigi (ITA) EASY RACE	MAZZOLA Rocco (ITA) Easy Race	FERRARI 488 CHALLENGE	GTCPA	1'54.380	7.321	165,081	18
25	322 BERTON Giovanni (ITA) KRYPTON MOTORSPORT	MAINETTI Alessandro (ITA) Krypton Motorsport	PORSCHE 991 GT3	GTCPA	1'54.553	7.494	164,832	19
26	398 GHEZZI Giuseppe (ITA) AUTORLANDO SPORT	PICHLER Thomas (ITA) Autorlando Sport	PORSCHE 991 GT3	GTCAM	1'55.213	8.154	163,888	20

Direttore di Gara : Antonio Canu

Direttore di Prova : Alessandro Ferrari

 Inizio 21/10/2022 14:43
 Fine 15:31

Esposta alle:


ACI Racing Weekend Mugello, 22-23 Ottobre 2022
Campionato Italiano GT Sprint - Classifica Prove Libere 2
AMENDED

 Aut.Int. Mugello 5.245 m
 2 / 3

27	311 AMADUZZI Davide (ITA) EBIMOTORS	NELSON Jeffrey (USA) Ebimotors	PORSCHE 991 GT3	GTCPA	1'55.501	8.442	163,479	17
28	9 AUGUST Paul (LTU) IMPERIALE RACING	Imperiale Racing	LAMBORGHINI HURACAN	GT3AM	1'57.900	10.841	160,153	20
29	367 FECCHIO Roberto (ITA) GDL RACING	GDL Racing	PORSCHE 991 GT3	GTCAM	1'58.182	11.123	159,771	19
30	228 BENCIVENNI Filippo (ITA) NOVA RACE	FERRI Fulvio (ITA) Nova Race	MERCEDES AMG	GT4PA	1'59.637	12.578	157,827	19
31	207 MARCHETTI Alessandro (ITA) NOVA RACE	SCHJERPEN Aleksander (NOR) Nova Race	MERCEDES AMG	GT4PA	2'00.723	13.664	156,408	19
32	274 CERATI Dario (ITA) AUTORLANDO SPORT	FONDI Giuseppe (ITA) Autorlando Sport	PORSCHE CAYMAN 718	GT4PA	2'03.316	16.257	153,119	19
33	390 DE BELLIS Riccardo (ITA) ZRS MOTORSPORT	ZRS Motorsport	PORSCHE 991 GT3	GTCAM	2'13.883	26.824	141,034	2
34	312 MARZIALETTI Giammarco (ITA) BEST LAP	DONNO Eliseo (ITA) Best Lap	FERRARI 488 CHALLENGE	GTCAM				19
35	318 'BABALUS' (ITA) BEST LAP	SIMONELLI Gianluigi (ITA) Best Lap	FERRARI 488 CHALLENGE	GTCPA				19
36	3 AGOSTINI Riccardo (ITA) EASY RACE	VEBSTER Daniel (SWE) Easy Race	FERRARI 488 GT3 EVO	GT3PR				0

Umidità	83%	ARIA	16°C
Condizioni	DRY	Pista	17°C

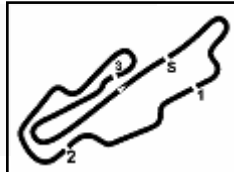
Direttore di Gara : Antonio Canu

Direttore di Prova : Alessandro Ferrari

21/10/2022 Inizio 14:43 Fine 15:31

Esposta alle:




ACI Racing Weekend Mugello, 22-23 Ottobre 2022
AMENDE
Campionato Italiano GT Sprint - Classifica Prove Libere 2

Aut.Int. Mugello 5.245 m

3 / 3

Penalty and Infringement

14.58	397 EF Racing	Time Deleted (1'59.727) - Exceeded Track Limits - Turn 13
15.00	397 EF Racing	Time Deleted (1'58.017) - Exceeded Track Limits - Turn 13
15.03	228 Nova Race	Time Deleted (2'00.884) - Exceeded Track Limits - Turn 14
15.04	397 EF Racing	Time Deleted (1'57.872) - Exceeded Track Limits - Turn 13
15.05	302 AB Motorsport	Time Deleted (5'12.220) - Exceeded Track Limits - Turn 13
15.06	397 EF Racing	Time Deleted (1'57.612) - Exceeded Track Limits - Turn 13
15.08	397 EF Racing	Time Deleted (1'56.837) - Exceeded Track Limits - Turn 13
15.08	397 EF Racing	Time Deleted (1'56.837) - Exceeded Track Limits - Turn 14
15.09	356 Romani Emanuele	Time Deleted (1'53.919) - Exceeded Track Limits - Turn 13
15.09	77 Nova Race	Time Deleted (2'09.719) - Exceeded Track Limits - Turn 14
15.10	322 Krypton Motorsport	Time Deleted (1'54.139) - Exceeded Track Limits - Turn 14
15.11	308 Rexal FFF Racing Team	Time Deleted (2'10.250) - Exceeded Track Limits - Turn 14
15.15	397 EF Racing	Time Deleted (2'09.641) - Exceeded Track Limits - Turn 14
15.15	228 Nova Race	Time Deleted (2'00.324) - Exceeded Track Limits - Turn 14
15.16	311 Ebimotors	Time Deleted (1'59.270) - Exceeded Track Limits - Turn 14
15.17	397 EF Racing	Time Deleted (1'54.555) - Exceeded Track Limits - Turn 13
15.18	311 Ebimotors	Time Deleted (1'56.892) - Exceeded Track Limits - Turn 14
15.21	77 Nova Race	Time Deleted (1'58.012) - Exceeded Track Limits - Turn 14
15.24	318 Best Lap	Time Deleted (2'03.375) - Exceeded Track Limits - Turn 13
15.26	311 Ebimotors	Time Deleted (1'56.558) - Exceeded Track Limits - Turn 13
16.28	318 Best Lap	Annullati tutti i tempi con decisione n 2 dei CCSS
16.29	312 Best Lap	Annullati tutti i tempi con decisione n 3 dei CCSS

Fastest Laps Sequence

Num.	Concorrente	Naz	Team	Auto	Local Time	Tempo	Dist.	Media
55	J. GUIDETTI	ITA	Nova Race	Honda NSX	14:48'11.622	1'50.843		170,349
55	J. GUIDETTI	ITA	Nova Race	Honda NSX	14:50'01.201	1'49.579	-1.264	172,314
6	A. DI FOLCO	ITA	Imperiale Racing	Lamborghini Huracàn	14:59'44.459	1'49.337	-0.242	172,695
55	J. GUIDETTI	ITA	Nova Race	Honda NSX	15:00'07.368	1'49.033	-0.304	173,177
50	T. GLOCK	DEU	BMW Italia Ceccato Racing	BMW M4	15:00'13.673	1'47.579	-1.454	175,518
50	T. GLOCK	DEU	BMW Italia Ceccato Racing	BMW M4	15:13'01.721	1'47.059	-0.520	176,370

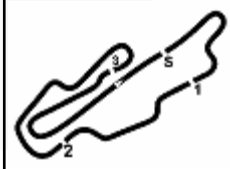
Direttore di Gara : Antonio Canu

Direttore di Prova : Alessandro Ferrari

	Inizio	Fine
21/10/2022	14:43	15:31

Esposta alle:





ACI Racing Weekend Mugello, 22-23 Ottobre 2022

Campionato Italiano GT Sprint - Best Sectors & Speed Prove Libere 2

Aut.Int. Mugello 5.245 m

MIGLIOR GIRO

1	50 BMW ITALIA CECCATO RAC	BMW M4	1'47.059
2	6 IMPERIALE RACING	Lamborghini Huracàn	1'47.741
3	27 SCUDERIA BALDINI 27	Ferrari 488 GT3 Evo	1'47.894
4	88 LP RACING	Lamborghini Huracàn	1'48.110
5	1 AUDI SPORT ITALIA	Audi R8 evo 2	1'48.160
6	44 ANTONELLI MOTORSPORT	Mercedes AMG	1'48.477
7	99 NOVA RACE	Honda NSX	1'48.841
8	55 NOVA RACE	Honda NSX	1'48.852
9	17 ANTONELLI MOTORSPORT	Mercedes AMG	1'48.855
10	39 AF CORSE	Ferrari 488 GT3 Evo	1'49.232
11	25 AF CORSE	Ferrari 488 GT3 Evo	1'51.285
12	301 TSUNAMI RT	Porsche 991 GT3	1'51.417
13	306 TEAM ITALY	Lamborghini Huracàn ST	1'51.864
14	310 REXAL FFF RACING TEAM	Lamborghini Huracàn ST	1'52.350
15	397 EF RACING	Porsche 991 GT3	1'52.405
16	371 EBIMOTORS	Porsche 991 GT3	1'52.449
17	333 SR&R	Ferrari 488 Challenge	1'52.786
18	77 NOVA RACE	Honda NSX	1'52.901
19	308 REXAL FFF RACING TEAM	Lamborghini Huracàn ST	1'52.937
20	302 AB MOTORSPORT	Porsche 991 GT3	1'53.189
21	303 BONALDI MOTORSPORT	Lamborghini Huracàn ST	1'53.275
22	389 KRYPTON MOTORSPORT	Porsche 991 GT3	1'53.974
23	356 ROMANI EMANUELE	Porsche 991 GT3	1'54.208
24	323 EASY RACE	Ferrari 488 Challenge	1'54.380
25	322 KRYPTON MOTORSPORT	Porsche 991 GT3	1'54.553
26	398 AUTORLANDO SPORT	Porsche 991 GT3	1'55.213
27	311 EBIMOTORS	Porsche 991 GT3	1'55.501
28	9 IMPERIALE RACING	Lamborghini Huracàn	1'57.900
29	367 GDL RACING	Porsche 991 GT3	1'58.182
30	228 NOVA RACE	Mercedes AMG	1'59.637
31	207 NOVA RACE	Mercedes AMG	2'00.723
32	274 AUTORLANDO SPORT	Porsche Cayman 718	2'03.316
33	390 ZRS MOTORSPORT	Porsche 991 GT3	2'13.883
34	3 EASY RACE	Ferrari 488 GT3 Evo	
35	312 BEST LAP	Ferrari 488 Challenge	
36	318 BEST LAP	Ferrari 488 Challenge	

SPEED

1	371 EBIMOTORS	Porsche 991 GT3	270,0
2	302 AB MOTORSPORT	Porsche 991 GT3	269,3
3	312 BEST LAP	Ferrari 488 Challenge	269,3
4	323 EASY RACE	Ferrari 488 Challenge	268,7
5	322 KRYPTON MOTORSPORT	Porsche 991 GT3	268,0
6	367 GDL RACING	Porsche 991 GT3	268,0
7	303 BONALDI MOTORSPORT	Lamborghini Huracàn ST	267,3
8	306 TEAM ITALY	Lamborghini Huracàn ST	267,3
9	301 TSUNAMI RT	Porsche 991 GT3	267,3
10	397 EF RACING	Porsche 991 GT3	266,7
11	50 BMW ITALIA CECCATO RAC	BMW M4	266,7
12	55 NOVA RACE	Honda NSX	266,0
13	311 EBIMOTORS	Porsche 991 GT3	266,0
14	356 ROMANI EMANUELE	Porsche 991 GT3	266,0
15	398 AUTORLANDO SPORT	Porsche 991 GT3	266,0
16	389 KRYPTON MOTORSPORT	Porsche 991 GT3	265,4
17	27 SCUDERIA BALDINI 27	Ferrari 488 GT3 Evo	265,4
18	333 SR&R	Ferrari 488 Challenge	265,4
19	1 AUDI SPORT ITALIA	Audi R8 evo 2	264,7
20	310 REXAL FFF RACING TEAM	Lamborghini Huracàn ST	264,7
21	99 NOVA RACE	Honda NSX	262,8
22	25 AF CORSE	Ferrari 488 GT3 Evo	262,1
23	308 REXAL FFF RACING TEAM	Lamborghini Huracàn ST	262,1
24	17 ANTONELLI MOTORSPORT	Mercedes AMG	261,5
25	318 BEST LAP	Ferrari 488 Challenge	260,2
26	44 ANTONELLI MOTORSPORT	Mercedes AMG	259,6
27	6 IMPERIALE RACING	Lamborghini Huracàn	259,0
28	39 AF CORSE	Ferrari 488 GT3 Evo	259,0
29	77 NOVA RACE	Honda NSX	258,4
30	88 LP RACING	Lamborghini Huracàn	254,7
31	274 AUTORLANDO SPORT	Porsche Cayman 718	254,7
32	9 IMPERIALE RACING	Lamborghini Huracàn	254,1
33	390 ZRS MOTORSPORT	Porsche 991 GT3	246,6
34	207 NOVA RACE	Mercedes AMG	238,9
35	228 NOVA RACE	Mercedes AMG	238,4

SEG. 1

1	27 SCUDERIA BALDINI 27	25.839
2	50 BMW ITALIA CECCATO	26.078
3	1 AUDI SPORT ITALIA	26.213
4	44 ANTONELLI MOTORSP	26.281
5	88 LP RACING	26.356
6	55 NOVA RACE	26.414
7	6 IMPERIALE RACING	26.449
8	17 ANTONELLI MOTORSP	26.531
9	99 NOVA RACE	26.548
10	39 AF CORSE	26.592
11	312 BEST LAP	26.790
12	301 TSUNAMI RT	26.834
13	306 TEAM ITALY	26.933
14	371 EBIMOTORS	26.961
15	25 AF CORSE	26.984
16	77 NOVA RACE	27.005
17	333 SR&R	27.026
18	356 ROMANI EMANUELE	27.069
19	397 EF RACING	27.091
20	310 REXAL FFF RACING TE	27.096
21	318 BEST LAP	27.109
22	302 AB MOTORSPORT	27.112
23	303 BONALDI MOTORSPOR	27.250
24	308 REXAL FFF RACING TE	27.282
25	322 KRYPTON MOTORSP	27.324
26	323 EASY RACE	27.409
27	389 KRYPTON MOTORSP	27.474
28	398 AUTORLANDO SPORT	27.495
29	311 EBIMOTORS	27.508
30	367 GDL RACING	27.867
31	9 IMPERIALE RACING	28.361
32	228 NOVA RACE	28.747
33	274 AUTORLANDO SPORT	28.821
34	390 ZRS MOTORSPORT	28.898
35	207 NOVA RACE	28.943

SEG. 2

1	6 IMPERIALE RACING	21.545
2	50 BMW ITALIA CECCATO	21.611
3	88 LP RACING	21.747
4	1 AUDI SPORT ITALIA	21.785
5	27 SCUDERIA BALDINI 27	21.840
6	55 NOVA RACE	21.947
7	17 ANTONELLI MOTORSP	21.975
8	39 AF CORSE	22.006
9	99 NOVA RACE	22.056
10	44 ANTONELLI MOTORSP	22.112
11	312 BEST LAP	22.411
12	25 AF CORSE	22.467
13	77 NOVA RACE	22.655
14	301 TSUNAMI RT	22.730
15	306 TEAM ITALY	22.863
16	333 SR&R	22.878
17	397 EF RACING	22.889
18	302 AB MOTORSPORT	22.955
19	371 EBIMOTORS	23.035
20	318 BEST LAP	23.058
21	310 REXAL FFF RACING TE	23.119
22	303 BONALDI MOTORSPOR	23.163
23	389 KRYPTON MOTORSP	23.239
24	308 REXAL FFF RACING TE	23.328
25	356 ROMANI EMANUELE	23.353
26	322 KRYPTON MOTORSP	23.362
27	323 EASY RACE	23.387
28	398 AUTORLANDO SPORT	23.795
29	311 EBIMOTORS	23.824
30	228 NOVA RACE	23.996
31	9 IMPERIALE RACING	24.049
32	207 NOVA RACE	24.475
33	367 GDL RACING	24.568
34	274 AUTORLANDO SPORT	25.549
35	390 ZRS MOTORSPORT	28.975

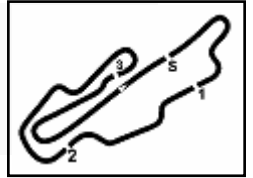
SEG. 3

1	50 BMW ITALIA CECCATO	33.539
2	27 SCUDERIA BALDINI 27	33.720
3	6 IMPERIALE RACING	33.745
4	88 LP RACING	33.797
5	44 ANTONELLI MOTORSP	33.822
6	17 ANTONELLI MOTORSP	34.051
7	1 AUDI SPORT ITALIA	34.098
8	55 NOVA RACE	34.141
9	99 NOVA RACE	34.261
10	39 AF CORSE	34.303
11	25 AF CORSE	34.938
12	301 TSUNAMI RT	35.319
13	312 BEST LAP	35.396
14	310 REXAL FFF RACING TE	35.476
15	308 REXAL FFF RACING TE	35.562
16	397 EF RACING	35.601
17	306 TEAM ITALY	35.631
18	302 AB MOTORSPORT	35.796
19	371 EBIMOTORS	35.880
20	77 NOVA RACE	35.927
21	303 BONALDI MOTORSPOR	36.006
22	318 BEST LAP	36.049
23	333 SR&R	36.084
24	322 KRYPTON MOTORSP	36.166
25	389 KRYPTON MOTORSP	36.250
26	356 ROMANI EMANUELE	36.306
27	323 EASY RACE	36.698
28	398 AUTORLANDO SPORT	36.828
29	311 EBIMOTORS	37.071
30	228 NOVA RACE	37.463
31	9 IMPERIALE RACING	37.765
32	367 GDL RACING	37.975
33	207 NOVA RACE	38.098
34	274 AUTORLANDO SPORT	39.243
35	390 ZRS MOTORSPORT	41.250

SEG. 4

1	55 NOVA RACE	25.434
2	50 BMW ITALIA CECCATO	25.728
3	27 SCUDERIA BALDINI 27	25.757
4	6 IMPERIALE RACING	25.893
5	44 ANTONELLI MOTORSP	25.945
6	99 NOVA RACE	25.976
7	1 AUDI SPORT ITALIA	26.010
8	88 LP RACING	26.030
9	17 ANTONELLI MOTORSP	26.047
10	39 AF CORSE	26.156
11	25 AF CORSE	26.167
12	306 TEAM ITALY	26.329
13	371 EBIMOTORS	26.400
14	310 REXAL FFF RACING TE	26.438
15	301 TSUNAMI RT	26.440
16	333 SR&R	26.521
17	77 NOVA RACE	26.530
18	308 REXAL FFF RACING TE	26.582
19	302 AB MOTORSPORT	26.594
20	323 EASY RACE	26.657
21	397 EF RACING	26.720
22	389 KRYPTON MOTORSP	26.767
23	303 BONALDI MOTORSPOR	26.823
24	356 ROMANI EMANUELE	26.833
25	398 AUTORLANDO SPORT	26.901
26	322 KRYPTON MOTORSP	26.921
27	311 EBIMOTORS	26.981
28	367 GDL RACING	27.638
29	9 IMPERIALE RACING	27.725
30	228 NOVA RACE	28.368
31	207 NOVA RACE	28.879
32	274 AUTORLANDO SPORT	29.049
33	390 ZRS MOTORSPORT	31.959





ACI Racing Weekend Mugello, 22-23 Ottobre 2022

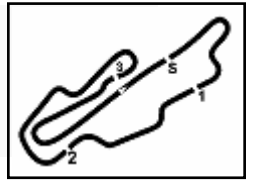
Campionato Italiano GT Sprint - Ideal Time Prove Libere 2

 Aut.Int. Mugello 5.245 m
1 / 2

Num. Concorrente	Auto	Seg. 1	Seg. 2	Seg. 3	Seg. 4	Ideal Time			
		Diff. 1	Diff. 2	Diff. 3	Diff. 4	Miglior Giro	Pos.	Diff.	
1	50 BMW ITALIA CECCATO	BMW M4	26.078	21.611	33.539 +0.071	25.728 +0.032	1'46.956 1'47.059	1	0.103
2	27 SCUDERIA BALDINI 27	Ferrari 488 GT3 Evo	25.839 +0.607	21.840 +0.017	33.720	25.757 +0.114	1'47.156 1'47.894	3	0.738
3	6 IMPERIALE RACING	Lamborghini Huracàn	26.449 +0.050	21.545 +0.004	33.745 +0.055	25.893	1'47.632 1'47.741	2	0.109
4	88 LP RACING	Lamborghini Huracàn	26.356 +0.180	21.747	33.797	26.030	1'47.930 1'48.110	4	0.180
5	55 NOVA RACE	Honda NSX	26.414 +0.553	21.947 +0.198	34.141 +0.165	25.434	1'47.936 1'48.852	8	0.916
6	1 AUDI SPORT ITALIA	Audi R8 evo 2	26.213	21.785	34.098	26.010 +0.054	1'48.106 1'48.160	5	0.054
7	44 ANTONELLI MOTORSP	Mercedes AMG	26.281 +0.192	22.112 +0.008	33.822 +0.037	25.945 +0.080	1'48.160 1'48.477	6	0.317
8	17 ANTONELLI MOTORSP	Mercedes AMG	26.531 +0.060	21.975 +0.039	34.051 +0.027	26.047 +0.125	1'48.604 1'48.855	9	0.251
9	99 NOVA RACE	Honda NSX	26.548	22.056	34.261	25.976	1'48.841 1'48.841	7	
10	39 AF CORSE	Ferrari 488 GT3 Evo	26.592 +0.045	22.006 +0.104	34.303 +0.026	26.156	1'49.057 1'49.232	10	0.175
11	25 AF CORSE	Ferrari 488 GT3 Evo	26.984	22.467 +0.712	34.938 +0.017	26.167	1'50.556 1'51.285	11	0.729
12	301 TSUNAMI RT	Porsche 991 GT3	26.834	22.730	35.319 +0.094	26.440	1'51.323 1'51.417	12	0.094
13	306 TEAM ITALY	Lamborghini Huracàn ST	26.933 +0.013	22.863	35.631	26.329 +0.095	1'51.756 1'51.864	13	0.108
14	77 NOVA RACE	Honda NSX	27.005 +0.122	22.655 +0.164	35.927 +0.498	26.530	1'52.117 1'52.901	18	0.784
15	310 REXAL FFF RACING TE	Lamborghini Huracàn ST	27.096 +0.127	23.119 +0.094	35.476	26.438	1'52.129 1'52.350	14	0.221
16	371 EBIMOTORS	Porsche 991 GT3	26.961 +0.115	23.035 +0.058	35.880	26.400	1'52.276 1'52.449	16	0.173
17	397 EF RACING	Porsche 991 GT3	27.091 +0.104	22.889	35.601	26.720	1'52.301 1'52.405	15	0.104
18	302 AB MOTORSPORT	Porsche 991 GT3	27.112 +0.154	22.955 +0.195	35.796 +0.383	26.594	1'52.457 1'53.189	20	0.732
19	333 SR&R	Ferrari 488 Challenge	27.026	22.878 +0.277	36.084	26.521	1'52.509 1'52.786	17	0.277
20	308 REXAL FFF RACING TE	Lamborghini Huracàn ST	27.282	23.328	35.562 +0.183	26.582	1'52.754 1'52.937	19	0.183
21	303 BONALDI MOTORSPOR	Lamborghini Huracàn ST	27.250 +0.021	23.163 +0.004	36.006	26.823 +0.008	1'53.242 1'53.275	21	0.033
22	356 ROMANI EMANUELE	Porsche 991 GT3	27.069 +0.094	23.353	36.306 +0.365	26.833 +0.188	1'53.561 1'54.208	23	0.647
23	389 KRYPTON MOTORSPOR	Porsche 991 GT3	27.474 +0.019	23.239 +0.225	36.250	26.767	1'53.730 1'53.974	22	0.244
24	322 KRYPTON MOTORSPOR	Porsche 991 GT3	27.324 +0.010	23.362	36.166 +0.205	26.921 +0.565	1'53.773 1'54.553	25	0.780
25	323 EASY RACE	Ferrari 488 Challenge	27.409 +0.011	23.387 +0.161	36.698 +0.057	26.657	1'54.151 1'54.380	24	0.229
26	398 AUTORLANDO SPORT	Porsche 991 GT3	27.495 +0.111	23.795 +0.083	36.828	26.901	1'55.019 1'55.213	26	0.194
27	311 EBIMOTORS	Porsche 991 GT3	27.508	23.824 +0.005	37.071 +0.112	26.981	1'55.384 1'55.501	27	0.117
28	9 IMPERIALE RACING	Lamborghini Huracàn	28.361	24.049	37.765	27.725	1'57.900 1'57.900	28	
29	367 GDL RACING	Porsche 991 GT3	27.867 +0.069	24.568 +0.065	37.975	27.638	1'58.048 1'58.182	29	0.134
30	228 NOVA RACE	Mercedes AMG	28.747	23.996 +0.414	37.463 +0.208	28.368 +0.441	1'58.574 1'59.637	30	1.063
31	207 NOVA RACE	Mercedes AMG	28.943 +0.308	24.475	38.098 +0.020	28.879	2'00.395 2'00.723	31	0.328
32	274 AUTORLANDO SPORT	Porsche Cayman 718	28.821 +0.236	25.549 +0.069	39.243 +0.349	29.049	2'02.662 2'03.316	32	0.654
33	390 ZRS MOTORSPORT	Porsche 991 GT3	28.898 +2.801	28.975	41.250	31.959	2'11.082 2'13.883	33	2.801

21/10/2022





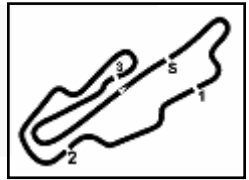
ACI Racing Weekend Mugello, 22-23 Ottobre 2022

Campionato Italiano GT Sprint - Ideal Time Prove Libere 2

 Aut.Int. Mugello 5.245 m
2 / 2

Num. Concorrente	Auto	Seg. 1 Diff. 1	Seg. 2 Diff. 2	Seg. 3 Diff. 3	Seg. 4 Diff. 4	Ideal Time Miglior Giro	Pos.	Diff.
3	EASY RACE	Ferrari 488 GT3 Evo						
312	BEST LAP	Ferrari 488 Challenge						
318	BEST LAP	Ferrari 488 Challenge						
Ideal Time Assoluto		25.839	21.545	33.539	25.434	1'46.357		





ACI Racing Weekend Mugello, 22-23 Ottobre 2022

Campionato Italiano GT Sprint - Analisi Tempi Prove Libere 2

Aut.Int. Mugello 5.245 m

1 / 7

1 Audi Sport Italia (1'48.160)

Giro	Seg.1	Seg.2	Seg.3	Seg.4	T. Giro	km/h	Local Time
1							14:44'15.302
2	39.166	25.936	39.698	28.074	2'12.874P	166,9	14:46'28.176
3	28.130	24.721	35.563	26.544	1'54.958	257,1	14:48'23.134
4	27.146	22.675	34.539	26.304	1'50.664	260,9	14:50'13.798
5	26.753	25.768	1'10.266	3'44.857	5'47.644P	262,1	14:56'01.442
6	34.807	23.019	35.581	29.374	2'02.781P	172,2	14:58'04.223
7	27.097	22.666	34.859	26.086	1'50.708	257,8	14:59'54.931
8	26.495	22.142	35.534	26.010	1'50.181	259,0	15:01'45.112
9	26.666	24.054	37.525	28.759	1'57.004	261,5	15:03'42.116
10	26.429	22.147	34.306	26.178	1'49.060	259,6	15:05'31.176
11	26.213	21.785	34.098	26.064	1'48.160	259,0	15:07'19.336
12	26.281				2'53.826P	260,2	15:10'13.162
13	39.693	24.153	36.434	27.897	2'08.177P	123,9	15:12'21.339
14	27.677	23.312	35.773	26.483	1'53.245	264,7	15:14'14.584
15	27.061	23.229	35.430	27.288	1'53.008	262,1	15:16'07.592
16	27.204	22.992	36.180	26.549	1'52.925	259,0	15:18'00.517
17	27.141	22.944	34.794	26.943	1'51.822	260,2	15:19'52.339
18	27.315	22.871	34.929	26.324	1'51.439	262,1	15:21'43.778
19	26.965	22.722	34.845	26.325	1'50.857	259,0	15:23'34.635
20	26.907	22.985	38.799	28.914	1'57.605	261,5	15:25'32.240
21	26.938	22.931	35.778	30.373	1'56.020	259,0	15:27'28.260

13	28.867	24.458	38.810	28.485	2'00.620	248,8	15:11'16.509
14	28.807	24.306	38.062	28.033	1'59.208	251,7	15:13'15.717
15	28.932	24.276	37.960	27.943	1'59.111	249,4	15:15'14.828
16	28.994	24.243	38.140	28.007	1'59.384	250,6	15:17'14.212
17	28.361	24.049	37.765	27.725	1'57.900	251,7	15:19'12.112
18	28.456	24.534	40.867	28.453	2'02.310	251,2	15:21'14.422
19	28.577	24.269	38.084	28.395	1'59.325	252,3	15:23'13.747
20	29.725	27.167	42.475	29.427	2'08.794	251,7	15:25'22.541
21	28.704	25.177	41.354	31.808	2'07.043	251,7	15:27'29.584

17 Antonelli Motorsport (1'48.855)

Giro	Seg.1	Seg.2	Seg.3	Seg.4	T. Giro	km/h	Local Time
1							14:45'58.210
2	38.146	25.709	39.667	27.745	2'11.267P	161,4	14:48'09.477
3	27.664	23.313	37.383	26.673	1'55.033	250,6	14:50'04.510
4	26.951	22.340	1'06.698	1'02.181	2'58.170	253,5	14:53'02.680
5	57.847	46.965	47.319	57.315	3'29.446P	79,6	14:56'32.126
6	34.916	24.561	41.319	33.066	2'13.862P	174,5	14:58'45.988
7	27.128	22.310	34.160	26.094	1'49.692	254,1	15:00'35.680
8	26.591	22.014	34.078	26.172	1'48.855	254,1	15:02'24.535
9	26.794	23.308	39.032	26.996	1'56.130	257,1	15:04'20.665
10	26.824	21.975	34.051	26.091	1'48.941	255,9	15:06'09.606
11	26.770	22.478	36.653	30.259	1'56.160	255,9	15:08'05.766
12	26.812	22.071	34.179	3'14.255	4'37.317P	256,5	15:12'43.083
13	33.770	22.400	35.827	26.494	1'58.491P	175,6	15:14'41.574
14	26.841	22.278	34.825	26.109	1'50.053	257,1	15:16'31.627
15	26.999				2'57.094P	261,5	15:19'28.721
16	33.040	22.600	35.089	26.241	1'56.970P	178,2	15:21'25.691
17	26.700	23.030	35.011	26.126	1'50.867	257,1	15:23'16.558
18	27.338	22.676	34.454	26.047	1'50.515	258,4	15:25'07.073
19	26.816	22.755	35.629	26.425	1'51.625	259,0	15:26'58.698
20	26.884	22.667	34.368	26.184	1'50.103	259,6	15:28'48.801

6 Imperiale Racing (1'47.741)

Giro	Seg.1	Seg.2	Seg.3	Seg.4	T. Giro	km/h	Local Time
1							14:45'15.399
2	35.268	24.616	37.709	26.771	2'04.364P	158,8	14:47'19.763
3	26.851	22.756	36.888	26.357	1'52.852	256,5	14:49'12.615
4	26.714	22.375	34.434	35.038	1'58.561	253,5	14:51'11.176
5	56.407				4'37.586P	80,6	14:55'48.762
6	34.958	23.659	39.720	28.023	2'06.360P	169,3	14:57'55.122
7	26.809	22.015	34.346	26.167	1'49.337	253,5	14:59'44.459
8	26.491	22.396	35.450	26.065	1'50.402	254,7	15:01'34.861
9	26.502	22.230	34.832	26.147	1'49.711	257,1	15:03'24.572
10	27.725	22.274	36.223	26.252	1'52.474	255,9	15:05'17.046
11	26.612	21.800	36.593	26.370	1'51.375	254,7	15:07'08.421
12	26.690	22.137	33.847	26.022	1'48.696	253,5	15:08'57.117
13	26.449	22.169	35.754	1'58.102	3'22.474P	255,9	15:12'19.591
14	33.828	23.645	35.187	26.132	1'58.792P	173,9	15:14'18.383
15	26.532	21.924	34.012	26.395	1'48.863	259,0	15:16'07.246
16	26.479	22.253	33.824	26.110	1'48.666	254,7	15:17'55.912
17	26.451	21.545	37.320	27.880	1'53.196	255,3	15:19'49.108
18	26.714	21.700	33.745	26.022	1'48.181	253,5	15:21'37.289
19	26.455	21.626	34.000	26.411	1'48.492	257,1	15:23'25.781
20	26.587	21.575	36.745	29.175	1'54.082	254,7	15:25'19.863
21	26.499	21.549	33.800	25.893	1'47.741	254,7	15:27'07.604
22	26.501	21.674	33.918	26.189	1'48.282	255,9	15:28'55.886

25 AF Corse (1'51.285)

Giro	Seg.1	Seg.2	Seg.3	Seg.4	T. Giro	km/h	Local Time
1							14:45'02.696
2	40.222	24.252	36.365	27.093	2'07.932P	156,1	14:47'10.628
3	29.277	23.657	37.070	27.335	1'57.339	255,3	14:49'07.967
4	28.039	23.446	35.779	30.222	1'57.486	250,0	14:51'05.453
5	54.745				4'19.495P	69,1	14:55'24.948
6	39.511	24.869	36.257	26.919	2'07.556P	161,4	14:57'32.504
7	27.312	23.018	35.777	26.747	1'52.854	255,3	14:59'25.358
8	27.502	23.564	37.461	27.171	1'55.698	259,0	15:01'21.056
9	27.536	23.579	35.590	27.063	1'53.768	248,8	15:03'14.824
10	27.485	22.943	36.323	26.893	1'53.644	254,7	15:05'08.468
11	27.558	22.991	35.217	26.617	1'52.383	254,7	15:07'00.851
12	27.528	22.779	35.460	2'16.834	3'42.601P	253,5	15:10'43.452
13	36.353	23.541	36.133	27.901	2'03.928P	170,1	15:12'47.380
14	26.984	23.179	34.955	26.167	1'51.285	252,9	15:14'38.665
15	27.070	23.448	35.343	26.276	1'52.137	259,0	15:16'30.802
16	27.715	25.852	34.951	27.163	1'55.681	261,5	15:18'26.483
17	28.042	22.707	35.210	27.217	1'53.176	257,1	15:20'19.659
18	27.340	24.088	34.938	27.875	1'54.241	251,7	15:22'13.900
19	27.322	22.467	35.074	26.910	1'51.773	253,5	15:24'05.673
20	27.318	22.612	36.116	26.350	1'52.396	254,7	15:25'58.069
21	27.480	23.012	35.801	26.567	1'52.860	262,1	15:27'50.929
22	27.829	22.814	35.819	26.977	1'53.439	258,4	15:29'44.368

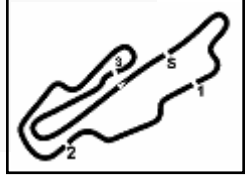
27 Scuderia Baldini 27 (1'47.894)

Giro	Seg.1	Seg.2	Seg.3	Seg.4	T. Giro	km/h	Local Time
1							14:44'48.979
2	38.057	25.931	37.428	26.899	2'08.315P	156,7	14:46'57.294
3	28.406	22.402	34.812	26.341	3'14.872	172,2	14:50'12.166

21/10/2022

P = Box In/Out - C = Tempo Invalidato

Powered by FICr PERUGIA TIMING


ACI Racing Weekend Mugello, 22-23 Ottobre 2022
Campionato Italiano GT Sprint - Analisi Tempi Prove Libere 2

Aut.Int. Mugello 5.245 m

2 / 7

4	27.006	25.317	1'08.046	3'03.385	5'03.754P	260,2	14:55'15.920	19	26.693	22.172	34.446	25.945	1'49.256	255,9	15:24'52.164
5	34.795	23.356	35.229	26.427	1'59.807P	159,8	14:57'15.727	20	26.451	22.254	34.094	25.970	1'48.769	257,1	15:26'40.933
6	26.636	22.152	36.750	28.816	1'54.354	254,1	14:59'10.081	21	26.281	22.112	34.438	26.240	1'49.071		15:28'30.004
7	26.501	22.737	35.671	27.058	1'51.967	254,7	15:01'02.048								
8	26.476	21.840	33.757	25.897	1'47.970	254,7	15:02'50.018								
9	26.211	21.887	34.150	29.241	1'51.489	255,3	15:04'41.507								
10	26.261	22.649	40.492	29.880	1'59.282	255,9	15:06'40.789								
11	26.446	21.857	33.720	25.871	1'47.894	255,3	15:08'28.683								
12	26.402	22.030	34.871	28.050	1'51.353	257,1	15:10'20.036								
13	27.754	22.698	40.651	29.152	2'00.255	254,7	15:12'20.291								
14	26.617				2'28.452P	254,7	15:14'48.743								
15	33.659	23.783	35.704	27.328	2'00.474P	175,0	15:16'49.217								
16	26.336	22.032	33.741	25.972	1'48.081	256,5	15:18'37.298								
17	26.151	22.379	34.116	45.412	2'08.058P	258,4	15:20'45.356								
18	32.867	23.154	36.237	28.638	2'00.896P	178,2	15:22'46.252								
19	26.501	21.867	33.785	25.757	1'47.910	257,8	15:24'34.162								
20	25.839	22.558	34.637	27.956	1'50.990	265,4	15:26'25.152								
21	27.159	23.711	37.502	27.909	1'56.281	259,0	15:28'21.433								

50 BMW Italia Ceccato Racing (1'47.059)

Giro	Seg.1	Seg.2	Seg.3	Seg.4	T. Giro	km/h	Local Time
1							14:44'37.937
2	39.631				2'25.753P	167,4	14:47'03.690
3	36.597				2'15.919P	176,8	14:49'19.609
4	36.648	23.623	35.991	5'25.795	7'02.057P	176,2	14:56'21.666
5	38.290	23.035	34.551	28.552	2'04.428P	135,8	14:58'26.094
6	26.391	21.921	33.539	25.728	1'47.579	257,1	15:00'13.673
7	26.861	22.437	39.332	26.234	1'54.864	259,6	15:02'08.537
8	26.352	22.456	33.655	26.055	1'48.518	259,0	15:03'57.055
9	26.378	22.076	33.891	27.114	1'49.459	259,6	15:05'46.514
10	26.365	21.914	33.630	25.982	1'47.891	259,0	15:07'34.405
11	26.557	23.545	36.313	26.187	1'52.602	259,0	15:09'27.007
12	26.299	21.972	33.550	25.834	1'47.655	261,5	15:11'14.662
13	26.078	21.611	33.610	25.760	1'47.059	263,4	15:13'01.721
14	26.729				2'05.138P	262,8	15:15'06.859
15	32.841	22.952	34.411	26.007	1'56.211P	180,0	15:17'03.070
16	26.588	21.861	34.879	26.016	1'49.344	262,1	15:18'52.414
17	26.397	21.713	34.076	25.990	1'48.176	260,2	15:20'40.590
18	26.390				1'40.896P	261,5	15:22'21.486
19	32.745	21.986	35.039	26.078	1'55.848P	180,0	15:24'17.334
20	26.529	22.638	34.350	26.058	1'49.575	262,8	15:26'06.909
21	26.443	22.217	34.138	26.079	1'48.877	264,1	15:27'55.786

39 AF Corse (1'49.232)

Giro	Seg.1	Seg.2	Seg.3	Seg.4	T. Giro	km/h	Local Time
1							14:44'25.835
2	38.570	25.344	38.498	27.539	2'09.951P	128,9	14:46'35.786
3	27.284	23.946	35.972	26.791	1'53.993	251,2	14:48'29.779
4	27.281	22.572	34.783	27.357	1'51.993	257,1	14:50'21.772
5	28.583				6'05.336P	259,0	14:56'27.108
6	35.175	23.744	35.667	35.461	2'10.047P	171,4	14:58'37.155
7	26.875	22.287	34.303	32.824	1'56.289	255,3	15:00'33.444
8	26.640	22.201	34.612	26.986	1'50.439	255,3	15:02'23.883
9	26.637	22.110	34.329	26.156	1'49.232	255,9	15:04'13.115
10	26.592	22.006	38.362	2'52.176	4'19.136P	255,9	15:08'32.251
11	37.056	25.201	37.548	27.660	2'07.465P	167,7	15:10'39.716
12	27.695	23.837	36.501	27.407	1'55.440	253,5	15:12'35.156
13	27.930	24.093	37.251	27.132	1'56.406	251,7	15:14'31.562
14	27.820	24.031	38.104	27.897	1'57.852	255,3	15:16'29.414
15	27.685	23.751	36.417	27.053	1'54.906	255,3	15:18'24.320
16	27.498	23.601	36.773	27.016	1'54.888	257,1	15:20'19.208
17	27.656	24.681	36.538	27.239	1'56.114	255,3	15:22'15.322
18	27.966	24.195	35.977	26.888	1'55.026	259,0	15:24'10.348
19	27.718	23.618	36.242	26.953	1'54.531	256,5	15:26'04.879
20	27.277	23.597	36.752	26.913	1'54.539	255,3	15:27'59.418
21	27.605	23.875	36.338	26.865	1'54.683	257,8	15:29'54.101

55 Nova Race (1'48.852)

Giro	Seg.1	Seg.2	Seg.3	Seg.4	T. Giro	km/h	Local Time
1							14:44'13.043
2	40.506	24.577	36.424	26.229	2'07.736P	126,9	14:46'20.779
3	27.259	22.489	34.986	26.109	1'50.843	257,1	14:48'11.622
4	26.434	22.499	34.723	25.923	1'49.579	262,8	14:50'01.201
5	26.414	22.158	55.100	2'11.259	3'54.931P	260,9	14:53'56.132
6	59.079	29.525	35.364	26.806	2'30.774P	79,2	14:56'26.906
7	27.298	22.723	35.283	26.125	1'51.429	259,0	14:58'18.335
8	27.132	22.043	34.376	25.482	1'49.033	259,6	15:00'07.368
9	26.928	22.555	36.974	25.672	1'52.129	261,5	15:01'59.497
10	26.809	22.294	34.423	26.598	1'50.124	263,4	15:03'49.621
11	27.072	23.131	36.109	1'42.287	3'08.599P	263,4	15:06'58.220
12	34.077	22.514	34.998	25.534	1'57.123P	177,3	15:08'55.343
13	27.684	22.211	34.529	25.544	1'49.968	262,8	15:10'45.311
14	27.255	21.947	34.745	25.579	1'49.526	262,8	15:12'34.837
15	27.033	21.964	34.434	25.763	1'49.194	263,4	15:14'24.031
16	26.967	22.145	34.306	25.434	1'48.852	264,7	15:16'12.883
17	27.131	22.005	34.405	25.898	1'49.439	266,0	15:18'02.322
18	27.259	22.069	34.141	25.682	1'49.151	262,1	15:19'51.473

44 Antonelli Motorsport (1'48.477)

Giro	Seg.1	Seg.2	Seg.3	Seg.4	T. Giro	km/h	Local Time
1		25.015	37.118	27.448			14:47'19.463
2	26.838	22.815	37.897	27.299	1'54.849		14:49'14.312
3	26.790	24.172	35.630	35.550	2'02.142	255,3	14:51'16.454
4	56.803	47.021	1'09.964	57.861	3'51.649	79,5	14:55'08.103
5	28.628	22.980	36.346	26.722	1'54.676	224,1	14:57'02.779
6	26.944	22.487	34.400	26.216	1'50.047	252,9	14:58'52.826
7	26.479	22.146	33.822	26.115	1'48.562	254,1	15:00'41.388
8	26.473	22.120	33.859	26.025	1'48.477	254,7	15:02'29.865
9	26.919	22.486	35.578	2'15.410	3'40.393P	255,3	15:06'10.258
10	34.580	22.837	35.425	29.223	2'02.065P		15:08'12.323
11	27.629	22.993	35.078	26.452	1'52.152	253,5	15:10'04.475
12	26.744	22.892	34.597	26.030	1'50.263	254,1	15:11'54.738
13	27.378	22.424	34.394	26.084	1'50.280	256,5	15:13'45.018
14	27.075	22.454	34.173	25.992	1'49.694	258,4	15:15'34.712
15	26.564	22.116	37.361	26.948	1'52.989	257,8	15:17'27.701
16	26.559	22.153	35.856	26.615	1'51.183		15:19'18.884
17	27.389	22.810	35.586	26.140	1'51.925		15:21'10.809
18	27.006	23.711	35.227	26.155	1'52.099	255,9	15:23'02.908

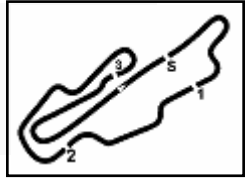
77 Nova Race (1'52.901)

Giro	Seg.1	Seg.2	Seg.3	Seg.4	T. Giro	km/h	Local Time
1							14:44'27.273
2	38.074	25.379	39.998	28.074	2'11.525P	138,5	14:46'38.798
3	27.852	23.723	36.840	27.092	1'55.507	255,3	14:48'34.305
4	27.236	23.237	36.650	26.843	1'53.966	257,8	14:50'28.271
5	27.119	42.793	1'08.112	1'01.862	3'19.886	257,1	14:53'48.157
6	56.649	35.986	37.811	27.022	2'37.468	79,8	14:56'25.625
7	27.130	23.266	35.927	27.081	1'53.404	252,3	14:58'19.029
8	27.089	23.010	36.483	26.857	1'53.439	257,1	15:00'12.468
9	28.279	24.463	37.567	28.221	1'58.530	256,5	15:02'10.998
10	27.127	22.819	36.425	26.530	1'52.901	256,5	15:04'03.899
11	27.005	22.655	36.157	1'52.569	3'18.386P	257,1	15:07'22.285
12	38.549	24.901	38.035	28.234	2'09.719CP	127,7	15:09'32.004

21/10/2022

P = Box In/Out - C = Tempo Invalidato

Powered by FICr PERUGIA TIMING



ACI Racing Weekend Mugello, 22-23 Ottobre 2022

Campionato Italiano GT Sprint - Analisi Tempi Prove Libere 2

Aut.Int. Mugello 5.245 m

3 / 7

13	27.824	24.243	38.549	27.870	1'58.486	254,1	15:11'30.490	7	29.182	24.833	38.533	29.048	2'01.596	234,3	14:59'41.745
14	27.784				1'20.740P	253,5	15:12'51.230	8	29.042	24.771	38.098	29.104	2'01.015	236,3	15:01'42.760
15	37.338	26.203	41.233	28.090	2'12.864P	175,0	15:15'04.094	9	28.943	26.205	38.575	29.064	2'02.787	235,8	15:03'45.547
16	29.589	30.041	47.623	28.558	2'15.811	258,4	15:17'19.905	10	30.026	25.123	39.327	33.010	2'07.486	236,8	15:05'53.033
17	27.679	24.073	38.441	28.121	1'58.314	254,7	15:19'18.219	11	29.205	24.729	39.376	30.303	2'03.613	235,3	15:07'56.646
18	27.843	24.728	37.802	27.639	1'58.012C	252,9	15:21'16.231	12	28.974	24.932	38.976	2'01.464	3'34.346P	237,4	15:11'30.992
19	28.817	30.926	41.728	31.435	2'12.906	254,7	15:23'29.137	13	36.936	25.857	39.519	29.434	2'11.746P	154,5	15:13'42.738
								14	29.233	25.403	38.378	28.934	2'01.948	234,8	15:15'44.686
								15	30.099	24.878	38.565	29.715	2'03.257	235,3	15:17'47.943
								16	29.412	25.293	40.983	29.065	2'04.753	236,3	15:19'52.696
								17	29.406	25.655	38.698	29.089	2'02.848	237,9	15:21'55.544
								18	29.179	25.034	38.378	29.207	2'01.798	235,3	15:23'57.342
								19	30.848	26.461	41.299	31.630	2'10.238	236,3	15:26'07.580
								20	29.508	25.313	43.486	30.020	2'08.327	238,9	15:28'15.907

88 LP Racing (1'48.110)

Giro	Seg.1	Seg.2	Seg.3	Seg.4	T. Giro	km/h	Local Time
1							14:44'59.689
2	36.681	26.131	36.784	28.394	2'07.990P	164,6	14:47'07.699
3	27.805	23.638	38.489	27.917	1'57.849	248,3	14:49'05.538
4	27.354	22.499	36.207	26.833	1'52.893	250,6	14:50'58.431
5	55.079				5'19.045P	79,5	14:56'17.476
6	34.589	26.014	35.322	29.014	2'04.939P	171,4	14:58'22.415
7	26.750	22.156	34.657	26.842	1'50.405	252,3	15:00'12.820
8	27.547	22.251	34.289	26.307	1'50.394	254,1	15:02'03.214
9	26.655	22.204	36.977	2'21.216	3'47.052P	254,1	15:05'50.266
10	33.834	23.075	39.581	27.435	2'03.925P	172,2	15:07'54.191
11	26.356	21.791	35.051	2'05.125	3'28.323P	250,0	15:11'22.514
12	34.262				1'37.912P	172,5	15:13'00.426
13	34.076	23.130	35.731	27.750	2'00.687P	173,1	15:15'01.113
14	26.724	22.139	34.221	26.275	1'49.359	250,0	15:16'50.472
15	26.510	22.052	33.942	26.119	1'48.623	252,9	15:18'39.095
16	26.485	21.948	34.899	26.032	1'49.364	254,7	15:20'28.459
17	26.474				1'15.799P	254,1	15:21'44.258
18	35.470	22.062	35.402	30.493	2'03.427P	173,1	15:23'47.685
19	26.554	21.768	33.953	27.004	1'49.279	251,2	15:25'36.964
20	27.355	22.008	33.891	27.603	1'50.857	252,9	15:27'27.821
21	26.536	21.747	33.797	26.030	1'48.110	253,5	15:29'15.931

228 Nova Race (1'59.637)

Giro	Seg.1	Seg.2	Seg.3	Seg.4	T. Giro	km/h	Local Time
1							14:44'24.024
2	42.236	27.906	42.947	31.709	2'24.798P	121,3	14:46'48.822
3	32.197	25.549	42.654	28.961	2'09.361	196,7	14:48'58.183
4	29.929	26.321	39.555	4'41.385	6'17.190P	236,8	14:55'15.373
5	36.498	24.738	37.463	28.853	2'07.552P	157,0	14:57'22.925
6	28.747	23.996	37.882	29.150	1'59.775	235,3	14:59'22.700
7	28.747	24.410	37.671	28.809	1'59.637	235,8	15:01'22.337
8	29.034	24.597	38.581	28.672	2'00.884C	237,9	15:03'23.221
9	29.223	26.350	39.149	2'17.260	3'51.982P	236,3	15:07'15.203
10	37.570	27.681	41.658	29.868	2'16.777P	158,1	15:09'31.980
11	29.198	24.867	38.877	28.888	2'01.830	235,3	15:11'33.810
12	28.954	25.036	38.019	28.714	2'00.723	236,3	15:13'34.533
13	28.832	24.571	38.466	28.455	2'00.324C	235,8	15:15'34.857
14	28.843	24.577	37.741	28.482	1'59.643	236,3	15:17'34.500
15	29.057	24.850	37.702	28.368	1'59.977	236,8	15:19'34.477
16	28.972	24.355	38.025	28.926	2'00.278	237,9	15:21'34.755
17	28.905	24.426	37.763	28.555	1'59.649	237,9	15:23'34.404
18	28.830	24.962	38.335	28.805	2'00.932	237,4	15:25'35.336
19	29.128	24.795	37.913	28.643	2'00.479	237,4	15:27'35.815
20	29.038	24.671	38.201	28.508	2'00.418	238,4	15:29'36.233

99 Nova Race (1'48.841)

Giro	Seg.1	Seg.2	Seg.3	Seg.4	T. Giro	km/h	Local Time
1							14:44'07.884
2	45.668	31.843	44.583	33.834	2'35.928P	96,4	14:46'43.812
3	31.074	29.497	46.133	34.184	2'20.888	225,5	14:49'04.700
4	31.119	26.777	41.967	39.430	2'19.293	199,6	14:51'23.993
5	56.127	46.985	1'11.666	55.166	3'49.944	80,2	14:55'13.937
6	30.011	27.972	41.600	2'03.079	3'42.662P	235,3	14:58'56.599
7	35.386	25.713	39.138	1'31.004	3'11.241P	176,8	15:02'07.840
8	35.683	25.166	39.378	27.579	2'07.806P	176,8	15:04'15.646
9	27.431	23.078	35.959	26.892	1'53.360	257,8	15:06'09.006
10	26.902	22.677	37.470	30.342	1'57.391	255,9	15:08'06.397
11	26.951	22.579	34.834	26.563	1'50.927	262,8	15:09'57.324
12	26.664	22.329	35.289	26.216	1'50.498	256,5	15:11'47.822
13	26.618	22.925	34.942	26.692	1'51.177	259,0	15:13'38.999
14	26.698	22.509	35.814	1'51.907	3'16.928P	255,9	15:16'55.927
15	34.961	22.731	34.819	26.103	1'58.614P	177,0	15:18'54.541
16	26.790	22.352	35.152	26.047	1'50.341	258,4	15:20'44.882
17	26.548	22.056	34.261	25.976	1'48.841	259,6	15:22'33.723
18	27.117	22.360	34.311	25.993	1'49.781	260,2	15:24'23.504
19	26.900	23.657	35.880	26.266	1'52.703	261,5	15:26'16.207
20	26.610	22.398	35.933	25.995	1'50.936	259,0	15:28'07.143

274 Autorlando Sport (2'03.316)

Giro	Seg.1	Seg.2	Seg.3	Seg.4	T. Giro	km/h	Local Time
1							14:44'55.989
2	44.299	29.598	44.377	30.381	2'28.655P	122,6	14:47'24.644
3	29.964	25.730	39.614	29.408	2'04.716	250,6	14:49'29.360
4	29.179	26.223	44.993	3'24.978	5'05.373P	251,2	14:54'34.733
5	52.150	27.295	40.126	30.588	2'30.159P	79,0	14:57'04.892
6	29.662	26.732	41.142	29.790	2'07.326	249,4	14:59'12.218
7	30.440	26.236	39.546	29.471	2'05.693	240,5	15:01'17.911
8	29.423	27.559	44.920	30.380	2'12.282	251,2	15:03'30.193
9	29.129	25.960	39.719	30.568	2'05.376	252,3	15:05'35.569
10	28.982	25.752	39.974	2'27.406	4'02.114P	251,7	15:09'37.683
11	38.901	27.204	40.505	29.453	2'16.063P	148,4	15:11'53.746
12	29.737	25.615	40.121	29.386	2'04.859	250,6	15:13'58.605
13	29.618	25.549	39.364	29.244	2'03.775	251,7	15:16'02.380
14	29.057	25.618	39.592	29.049	2'03.316	252,9	15:18'05.696
15	28.821	25.747	40.105	30.436	2'05.109	254,1	15:20'10.805
16	28.980	25.834	39.243	29.821	2'03.878	254,1	15:22'14.683
17	29.932	26.257	40.696	30.468	2'07.353	253,5	15:24'22.036
18	29.832	25.767	40.063	29.796	2'05.458	254,1	15:26'27.494
19	29.030	26.167	39.656	29.323	2'04.176	254,7	15:28'31.670
20	30.006	25.598	39.835	29.260	2'04.699	254,7	15:30'36.369

207 Nova Race (2'00.723)

Giro	Seg.1	Seg.2	Seg.3	Seg.4	T. Giro	km/h	Local Time
1							14:44'28.353
2	38.353	26.427	44.761	30.083	2'19.624P	152,8	14:46'47.977
3	29.850	25.626	38.897	29.274	2'03.647	234,8	14:48'51.624
4	29.251	24.475	38.118	28.879	2'00.723	235,3	14:50'52.347
5	43.580				4'34.369P	166,4	14:55'26.716
6	38.827	25.806	39.530	29.270	2'13.433P	151,0	14:57'40.149

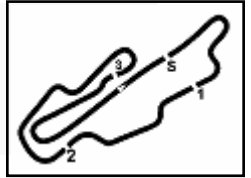
301 Tsunami RT (1'51.417)

Giro	Seg.1	Seg.2	Seg.3	Seg.4	T. Giro	km/h	Local Time
1							

21/10/2022

P = Box In/Out - C = Tempo Invalidato




ACI Racing Weekend Mugello, 22-23 Ottobre 2022
Campionato Italiano GT Sprint - Analisi Tempi Prove Libere 2

Aut.Int. Mugello 5.245 m

4 / 7

Giro	Seg.1	Seg.2	Seg.3	Seg.4	T. Giro	km/h	Local Time
1							14:44'46.046
2	38.431	26.221	38.555	27.837	2'11.044P	161,0	14:46'57.090
3	27.699	23.614	37.351	26.844	1'55.508	262,8	14:48'52.598
4	27.595	23.254	36.486	26.905	1'54.240	266,7	14:50'46.838
5	33.690				6'53.715P	262,8	14:57'40.553
6	36.645	24.931	38.673	28.087	2'08.336P	168,2	14:59'48.889
7	28.533	24.245	38.376	27.852	1'59.006	262,1	15:01'47.895
8	28.264	24.560	38.442	27.462	1'58.728	262,8	15:03'46.623
9	28.334	24.516	39.289	28.530	2'00.669	266,7	15:05'47.292
10	28.061	26.321	38.481	27.790	2'00.653	262,8	15:07'47.945
11	27.773	23.906	36.981	27.374	1'56.034	262,8	15:09'43.979
12	28.201				3'52.310P	262,8	15:13'36.289
13	39.108	25.824	37.610	27.055	2'09.597P	172,8	15:15'45.886
14	27.329	23.071	35.319	26.477	1'52.196	266,0	15:17'38.082
15	26.964	22.922	35.387	26.475	1'51.748	265,4	15:19'29.830
16	26.834	22.730	35.413	26.440	1'51.417	264,1	15:21'21.247
17	27.829				2'28.326P	267,3	15:23'49.573
18	37.238	24.259	37.054	27.210	2'05.761P	169,0	15:25'55.334
19	27.439	23.512	36.382	26.977	1'54.310	263,4	15:27'49.644
20	27.442	23.522	36.490	26.892	1'54.346	264,1	15:29'43.990

306 Team Italy (1'51.864)							
Giro	Seg.1	Seg.2	Seg.3	Seg.4	T. Giro	km/h	Local Time
1							14:44'58.275
2	38.928	24.420	37.195	28.863	2'09.406P	157,2	14:47'07.681
3	27.459	23.477	36.157	26.696	1'53.789	260,9	14:49'01.470
4	27.881				6'36.646P	262,1	14:55'38.116
5	36.863	25.449	37.851	27.235	2'07.398P	167,2	14:57'45.514
6	27.684	23.686	37.211	27.048	1'55.629	260,9	14:59'41.143
7	27.645	24.391	37.480	26.643	1'56.159	262,1	15:01'37.302
8	27.601				3'45.129P	262,8	15:05'22.431
9	36.805	24.454	36.820	26.581	2'04.660P	173,4	15:07'27.091
10	27.375	23.437	35.990	26.762	1'53.564	260,9	15:09'20.655
11	27.400	23.223	36.262	27.041	1'53.926	261,5	15:11'14.581
12	27.702	23.099	36.044	26.565	1'53.410	259,6	15:13'07.991
13	27.383	23.158	36.104	26.717	1'53.362	262,8	15:15'01.353
14	27.569	23.093	35.879	26.624	1'53.165	260,2	15:16'54.518
15	27.222				2'16.577P	262,1	15:19'11.095
16	37.197	23.553	42.363	26.847	2'09.960P	169,0	15:21'21.055
17	27.095	23.730	35.995	26.329	1'53.149	264,1	15:23'14.204
18	27.009	23.019	35.886	26.405	1'52.319	267,3	15:25'06.523
19	26.946	22.863	35.631	26.424	1'51.864	264,1	15:26'58.387

302 AB Motorsport (1'53.189)							
Giro	Seg.1	Seg.2	Seg.3	Seg.4	T. Giro	km/h	Local Time
1		26.314	41.134	29.340		154,5	14:46'21.820
2	27.890	25.493	36.516	26.962	1'56.861	262,1	14:48'18.681
3	27.266	23.150	36.179	26.594	1'53.189	264,7	14:50'11.870
4	27.964	25.325	1'08.440	2'48.504	4'50.233P	264,7	14:55'02.103
5	40.498	27.516	40.440	29.268	2'17.722P	156,5	14:57'19.825
6	27.503	23.200	35.830	26.967	1'53.500	262,8	14:59'13.325
7	28.327	23.614	36.965	26.861	1'55.767	267,3	15:01'09.092
8	27.825	23.073	35.796	26.772	1'53.466	264,7	15:03'02.558
9	27.112	22.955	35.905	3'46.248	5'12.220CP	263,4	15:08'14.778
10	35.945	24.486	38.216	27.787	2'06.434P	171,4	15:10'21.212
11	28.098	24.588	37.555	29.655	1'59.896	260,2	15:12'21.108
12	28.660	23.928	37.033	27.241	1'56.862	265,4	15:14'17.970
13	28.165	23.904	36.994	27.416	1'56.479	265,4	15:16'14.449
14	27.689	23.716	37.210	27.183	1'55.798	266,0	15:18'10.247
15	27.962	24.082	37.234	27.421	1'56.699	269,3	15:20'06.946
16	27.713	24.057	37.236	27.344	1'56.350	264,1	15:22'03.296
17	27.464	23.544	37.329	27.352	1'55.689	264,1	15:23'58.985
18	28.161	24.544	37.871	27.358	1'57.934	267,3	15:25'56.919
19	27.617	23.872	39.343	27.631	1'58.463	267,3	15:27'55.382
20	28.233	24.127	37.890	27.385	1'57.635	265,4	15:29'53.017

308 Rexal FFF Racing Team (1'52.937)							
Giro	Seg.1	Seg.2	Seg.3	Seg.4	T. Giro	km/h	Local Time
1							14:45'09.945
2	39.158	25.654	41.671	28.604	2'15.087P	140,1	14:47'25.032
3	28.494	24.950	39.917	28.322	2'01.683	257,8	14:49'26.715
4	29.527	25.474	41.641	1'02.479	2'39.121	256,5	14:52'05.836
5	57.227	47.166	1'09.064	34.856	3'28.313	80,1	14:55'34.149
6	29.653	25.470	39.576	28.181	2'02.880	252,3	14:57'37.029
7	29.774	25.213	38.678	28.194	2'01.859	259,0	14:59'38.888
8	28.779	25.320	39.631	28.429	2'02.159	258,4	15:01'41.047
9	28.902	25.710	39.779	28.708	2'03.099	258,4	15:03'44.146
10	29.332	25.581	39.110	30.016	2'04.039	258,4	15:05'48.185
11	29.806	27.056	41.308	1'47.913	3'26.083P	259,0	15:09'14.268
12	37.359	25.951	38.484	28.456	2'10.250CP	172,8	15:11'24.518
13	28.301	26.391	38.698	27.593	2'00.983	257,8	15:13'25.501
14	28.005	24.211	36.838	27.155	1'56.209	258,4	15:15'21.710
15	27.618	23.674	36.063	26.900	1'54.255	260,9	15:17'15.965
16	27.575	23.747	37.512	27.702	1'56.536	260,9	15:19'12.501
17	28.425	24.101	37.162	27.485	1'57.173	259,0	15:21'09.674
18	27.689	25.654	36.503	27.640	1'57.486	261,5	15:23'07.160
19	27.388	23.499	36.066	26.982	1'53.935	260,9	15:25'01.095
20	27.445	23.419	35.562	26.663	1'53.089	260,9	15:26'54.184
21	27.282	23.328	35.745	26.582	1'52.937	262,1	15:28'47.121

303 Bonaldi Motorsport (1'53.275)							
Giro	Seg.1	Seg.2	Seg.3	Seg.4	T. Giro	km/h	Local Time
1							14:47'24.154
2	37.874	25.557	37.925	1'36.036	3'17.392P	161,4	14:50'41.546
3	41.919	41.712	1'00.244	2'27.111	4'50.986P	170,3	14:55'32.532
4	35.558	24.262	37.052	27.874	2'04.746P	169,5	14:57'37.278
5	28.460	23.479	36.413	27.031	1'55.383	261,5	14:59'32.661
6	27.505	23.633	36.165	27.420	1'54.723	262,8	15:01'27.384
7	27.900	23.991	37.189	27.241	1'56.321	266,7	15:03'23.705
8	27.250	23.377	36.667	27.141	1'54.435	264,7	15:05'18.140
9	27.414	23.163	36.140	27.462	1'54.179	263,4	15:07'12.319
10	27.271	23.167	36.006	26.831	1'53.275	264,1	15:09'05.594
11	27.810				3'33.112P	264,7	15:12'38.706
12	34.687	24.587	36.802	27.179	2'03.255P	169,3	15:14'41.961
13	27.690	23.545	36.270	27.004	1'54.509	264,1	15:16'36.470
14	27.383	23.508	37.022	27.231	1'55.144	265,4	15:18'31.614
15	27.386	23.545	36.654	27.126	1'54.711	265,4	15:20'26.325
16	27.510	23.679	36.103	26.890	1'54.182	267,3	15:22'20.507
17	27.603	23.289	37.272	27.431	1'55.595	266,0	15:24'16.102

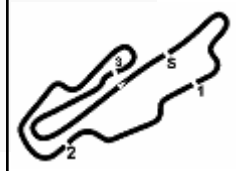
310 Rexal FFF Racing Team (1'52.350)							
Giro	Seg.1	Seg.2	Seg.3	Seg.4	T. Giro	km/h	Local Time
1							14:44'18.110
2	39.958	27.775	41.002	28.545	2'17.280P	127,5	14:46'35.390
3	31.338	24.831	38.417	27.453	2'02.039	205,7	14:48'37.429
4	28.492	24.794	37.923	29.353	2'00.562	260,2	14:50'37.991
5	34.173				9'15.036P	264,1	14:59'53.027
6	38.226	24.903	36.385	27.178	2'06.692P	168,8	15:01'59.719
7	27.709	23.244	35.682	26.695	1'53.330	235,8	15:03'53.049
8	28.017	23.512	36.493	27.302	1'55.324	264,1	15:05'48.373
9	27.256	25.613	36.964	26.955	1'56.788	262,8	15:07'45.161
10	27.361	23.216	35.572	26.625	1'52.774	262,8	15:09'37.935
11	27.184	23.119	35.665	26.969	1'52.937	264,1	15:11'30.872

21/10/2022

P = Box In/Out - C = Tempo Invalidato

Powered by FICr PERUGIA TIMING





ACI Racing Weekend Mugello, 22-23 Ottobre 2022

Campionato Italiano GT Sprint - Analisi Tempi Prove Libere 2

Aut.Int. Mugello 5.245 m

5 / 7

12	28.243	24.918	36.817	2'43.058	4'13.036P	262,1	15:15'43.908	9	27.251	23.217	36.161	1'54.843	3'21.472CP	257,1	15:04'28.611
13	34.542	23.783	36.337	27.684	2'02.346P	173,4	15:17'46.254	10	36.475	25.722	40.600	30.762	2'13.559CP	169,0	15:06'42.170
14	27.507	23.631	36.102	26.926	1'54.166	262,1	15:19'40.420	11	29.399	25.333	39.765	29.455	2'03.952C	254,7	15:08'46.122
15	27.330	23.253	35.623	26.676	1'52.882	263,4	15:21'33.302	12	30.038	25.217	39.976	31.039	2'06.270C	252,9	15:10'52.392
16	27.096	23.281	35.494	27.016	1'52.887	262,8	15:23'26.189	13	29.791	25.822	40.546	29.278	2'05.437C	252,3	15:12'57.829
17	27.471	23.391	35.853	27.826	1'54.541	264,7	15:25'20.730	14	29.455	26.179	39.642	29.603	2'04.879C	254,1	15:15'02.708
18	27.172	23.453	35.733	26.603	1'52.961	264,1	15:27'13.691	15	30.053				2'58.090CP	254,7	15:18'00.798
19	27.223	23.213	35.476	26.438	1'52.350	264,1	15:29'06.041	16	37.436	25.862	39.442	28.817	2'11.557CP	172,0	15:20'12.355
								17	28.935	24.969	39.118	28.494	2'01.516C	256,5	15:22'13.871
								18	28.903	25.562	40.062	28.848	2'03.375C	254,1	15:24'17.246
								19	28.857	26.126	40.754	28.856	2'04.593C	256,5	15:26'21.839
								20	30.325	25.848	39.414	28.705	2'04.292C	257,8	15:28'26.131

311 Ebimotors (1'55.501)

Giro	Seg.1	Seg.2	Seg.3	Seg.4	T. Giro	km/h	Local Time
1					C		14:44'42.880
2	40.450	29.965	43.926	31.941	2'26.282P	140,3	14:47'09.162
3	30.588	27.778	42.431	30.425	2'11.222	259,0	14:49'20.384
4	30.102	25.813	41.962	4'31.413	6'09.290P	258,4	14:55'29.674
5	39.665	27.181	42.891	32.930	2'22.667P	161,9	14:57'52.341
6	33.672	28.170	44.945	1'54.312	3'41.099P	226,4	15:01'33.440
7	38.066	27.997	42.247	30.328	2'18.638P	170,1	15:03'52.078
8	30.315	27.488	41.363	30.286	2'09.452	257,8	15:06'01.530
9	29.347	26.417	42.874	4'21.707	6'00.345P	257,1	15:12'01.875
10	38.935	25.840	38.602	28.578	2'11.955P	154,5	15:14'13.830
11	28.750	25.166	37.688	27.666	1'59.270C	259,6	15:16'13.100
12	28.121	23.980	37.294	27.497	1'56.892C	260,2	15:18'09.992
13	28.545	24.195	37.638	28.355	1'58.733	262,1	15:20'08.725
14	27.709	23.914	37.429	27.385	1'56.437	260,9	15:22'05.162
15	27.748	23.824	37.071	27.253	1'55.896	262,8	15:24'01.058
16	27.706	24.270	37.455	27.127	1'56.558C	263,4	15:25'57.616
17	27.872	24.533	38.275	33.134	2'03.814	266,0	15:28'01.430
18	27.508	23.829	37.183	26.981	1'55.501	266,0	15:29'56.931

322 Krypton Motorsport (1'54.553)

Giro	Seg.1	Seg.2	Seg.3	Seg.4	T. Giro	km/h	Local Time
1					C		14:44'09.921
2	44.761	29.552	43.495	28.882	2'26.690P	120,0	14:46'36.611
3	28.211	23.841	36.446	27.184	1'55.682	264,7	14:48'32.293
4	27.667	23.876	36.225	27.143	1'54.911	266,0	14:50'27.204
5	27.786				4'50.941P	264,7	14:55'18.145
6	36.415	24.275	44.635	27.622	2'12.947P	161,4	14:57'31.092
7	27.334	23.362	36.371	27.486	1'54.553	265,4	14:59'25.645
8	30.385	29.362	37.243	27.381	2'04.371	249,4	15:01'30.016
9	27.595	23.533	37.069	27.145	1'55.342	265,4	15:03'25.358
10	28.137				3'20.292P	268,0	15:06'45.650
11	35.508	23.541	36.340	26.921	2'02.310P	171,2	15:08'47.960
12	27.670	23.380	36.166	26.923	1'54.139C	265,4	15:10'42.099
13	27.324	23.508	36.670	2'05.536	3'33.038P	264,7	15:14'15.137
14	39.326	24.306	38.541	27.517	2'09.690P	172,5	15:16'24.827
15	27.647	24.313	37.800	27.501	1'57.261	264,1	15:18'22.088
16	33.175	24.282	37.992	28.334	2'03.783	210,1	15:20'25.871
17	28.639	25.669	36.484	27.082	1'57.874	264,1	15:22'23.745
18	27.611	23.819	36.928	28.076	1'56.434	266,7	15:24'20.179
19	27.753	24.145	36.721	27.635	1'56.254	265,4	15:26'16.433
20	27.723	23.538	37.005	27.434	1'55.700	264,1	15:28'12.133

312 Best Lap

Giro	Seg.1	Seg.2	Seg.3	Seg.4	T. Giro	km/h	Local Time
1					C		14:44'11.552
2	41.594	24.874	37.568	26.742	2'10.778CP	118,4	14:46'22.330
3	28.264	23.946	35.396	27.932	1'55.538C	269,3	14:48'17.868
4	26.905	22.411	35.526	26.204	1'51.046C	263,4	14:50'08.914
5	26.790	23.980	1'04.946	3'30.898	5'26.614CP	265,4	14:55'35.528
6	37.624				1'53.339CP	150,6	14:57'28.867
7	35.222	23.250	35.975	26.362	2'00.809CP	177,6	14:59'29.676
8	26.914	22.842	36.047	26.549	1'52.352C	265,4	15:01'22.028
9	27.154	23.383	36.186	29.276	1'55.999C	267,3	15:03'18.027
10	26.832	22.458	35.426	3'18.917	4'43.633CP	264,1	15:08'01.660
11	39.788	27.221	41.847	30.691	2'19.547CP	175,3	15:10'21.207
12	29.124	25.328	39.268	28.082	2'01.802C	252,9	15:12'23.009
13	29.571	25.827	38.531	28.326	2'02.255C	264,1	15:14'25.264
14	28.525	24.584	37.948	27.359	1'58.416C	264,1	15:16'23.680
15	28.280	24.454	37.745	27.150	1'57.629C	264,7	15:18'21.309
16	28.242	24.324	37.896	28.472	1'58.934C	264,1	15:20'20.243
17	33.499				3'03.597CP	232,3	15:23'23.840
18	37.648	28.292	42.526	29.491	2'17.957CP	175,9	15:25'41.797
19	28.677	24.582	38.091	27.201	1'58.551C	262,1	15:27'40.348
20	28.443	24.346	38.049	27.120	1'57.958C	264,1	15:29'38.306

323 Easy Race (1'54.380)

Giro	Seg.1	Seg.2	Seg.3	Seg.4	T. Giro	km/h	Local Time
1					C		14:46'21.997
2	38.471	24.999	38.737	27.493	2'09.700P	165,6	14:48'31.697
3	27.938	24.070	38.841	27.146	1'57.995	264,7	14:50'29.692
4	28.773	46.836	1'10.760	4'09.916	6'36.285P	264,7	14:57'05.977
5	36.176	25.129	37.588	28.270	2'07.163P	175,3	14:59'13.140
6	28.237	23.647	37.956	27.765	1'57.605	264,7	15:01'10.745
7	27.677	24.144	37.855	27.104	1'56.780	264,7	15:03'07.525
8	27.515	23.991	37.083	26.927	1'55.516	264,1	15:05'03.041
9	27.598	24.062	36.866	26.890	1'55.416	262,8	15:06'58.457
10	27.431	23.662	36.707	26.742	1'54.542	262,8	15:08'52.999
11	27.409	23.387	38.282	2'45.863	4'14.941P	264,7	15:13'07.940
12	37.899	24.552	37.339	27.450	2'07.240P	177,9	15:15'15.180
13	27.880	23.993	37.261	26.957	1'56.091	263,4	15:17'11.271
14	27.742	23.791	36.698	26.757	1'54.988	264,7	15:19'06.259
15	27.631	23.552	36.929	26.745	1'54.857	264,7	15:21'01.116
16	27.575				2'52.377P	265,4	15:23'53.493
17	37.369	24.280	39.449	27.318	2'08.416P	172,8	15:26'01.909
18	27.468	23.820	41.687	27.826	2'00.801	265,4	15:28'02.710
19	27.420	23.548	36.755	26.657	1'54.380	268,7	15:29'57.090

318 Best Lap

Giro	Seg.1	Seg.2	Seg.3	Seg.4	T. Giro	km/h	Local Time
1					C		14:45'08.515
2	38.770	25.036	38.369	27.796	2'09.971CP	144,6	14:47'18.486
3	27.109	23.217	39.298	27.023	1'56.647C	259,6	14:49'15.133
4	27.178	23.177	37.608	34.899	2'02.862C	260,2	14:51'17.995
5	58.793				3'56.313CP	77,3	14:55'14.308
6	35.895	25.198	36.822	27.125	2'05.040CP	170,1	14:57'19.348
7	27.166	23.075	36.049	26.634	1'52.924C	257,1	14:59'12.272
8	27.178	23.058	36.906	27.725	1'54.867C	257,8	15:01'07.139

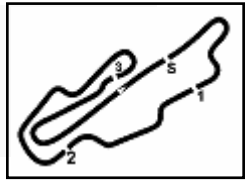
333 SR&R (1'52.786)

Giro	Seg.1	Seg.2	Seg.3	Seg.4	T. Giro	km/h	Local Time
1					C		14:46'02.960
2	37.832	27.406	41.375	30.005	2'16.618P	171,2	14:48'19.578
3	29.152	25.943	38.198	27.817	2'01.110	262,1	14:50'20.688

21/10/2022

P = Box In/Out - C = Tempo Invalidato





ACI Racing Weekend Mugello, 22-23 Ottobre 2022

Campionato Italiano GT Sprint - Analisi Tempi Prove Libere 2

Aut.Int. Mugello 5.245 m

6 / 7

4	28.420	34.199	1'10.142	5'17.436	7'30.197P	260,9	14:57'50.885
5	40.474	26.579	39.288	27.636	2'13.977P	144,4	15:00'04.862
6	27.150	24.523	38.093	27.064	1'56.830	263,4	15:02'01.692
7	27.138	22.878	38.139	27.877	1'56.032	263,4	15:03'57.724
8	27.026	23.155	36.084	26.521	1'52.786	264,7	15:05'50.510
9	27.672	23.722	38.699	2'29.399	3'59.492P	265,4	15:09'50.002
10	38.911	25.495	38.820	27.530	2'10.756P	147,7	15:12'00.758
11	28.141	24.384	37.544	27.492	1'57.561	261,5	15:13'58.319
12	28.214	23.994	37.448	27.002	1'56.658	261,5	15:15'54.977
13	27.975	23.942	37.476	26.901	1'56.294	263,4	15:17'51.271
14	28.067	23.984	38.751	27.787	1'58.589	264,7	15:19'49.860
15	30.048				2'20.943P	264,1	15:22'10.803
16	38.263	25.042	39.529	27.907	2'10.741P	160,5	15:24'21.544
17	28.265	26.184	38.322	27.648	2'00.419	264,7	15:26'21.963
18	29.570	24.335	38.616	28.559	2'01.080	264,7	15:28'23.043
19	28.141	24.514	37.808	27.999	1'58.462	264,7	15:30'21.505

371 Ebimotors (1'52.449)										
Giro	Seg.1	Seg.2	Seg.3	Seg.4	T. Giro	km/h	Local Time			
1										14:44'33.689
2	43.140	27.517	42.276	29.743	2'22.676P	118,2	14:46'56.365			
3	28.291	25.935	37.951	28.076	2'00.253	260,2	14:48'56.618			
4	27.865	24.057	37.232	27.403	1'56.557	262,8	14:50'53.175			
5	45.565				5'13.549P	160,7	14:56'06.724			
6	37.937	25.417	39.533	29.392	2'12.279P	153,8	14:58'19.003			
7	28.859	25.076	37.330	27.117	1'58.382	243,8	15:00'17.385			
8	27.330	23.405	36.387	27.288	1'54.410	262,8	15:02'11.795			
9	27.359	23.458	36.781	27.026	1'54.624	264,7	15:04'06.419			
10	27.315	23.409	36.296	27.036	1'54.056	263,4	15:06'00.475			
11	27.392	23.335	36.739	28.433	1'55.899	263,4	15:07'56.374			
12	27.447	23.496	36.683	27.031	1'54.657	264,1	15:09'51.031			
13	27.566	23.961	36.596	27.057	1'55.180	264,7	15:11'46.211			
14	27.370				2'36.580P	263,4	15:14'22.791			
15	38.979	24.326	36.922	27.127	2'07.354P	150,0	15:16'30.145			
16	27.380	23.554	37.404	30.833	1'59.171	268,0	15:18'29.316			
17	27.139	23.388	37.391	27.557	1'55.475	264,1	15:20'24.791			
18	27.172	23.035	35.889	26.443	1'54.539	264,1	15:22'17.330			
19	27.423	23.857	38.400	27.624	1'57.304	266,7	15:24'14.634			
20	26.961	23.099	36.277	27.369	1'53.706	264,7	15:26'08.340			
21	27.076	23.093	35.880	26.400	1'52.449	270,0	15:28'00.789			

356 Romani Emanuele (1'54.208)							
Giro	Seg.1	Seg.2	Seg.3	Seg.4	T. Giro	km/h	Local Time
1							14:44'21.959
2	39.148	27.265	43.383	29.304	2'19.100P	142,7	14:46'41.059
3	29.564	25.603	38.130	27.809	2'01.106	244,9	14:48'42.165
4	27.432	24.033	36.469	27.143	1'55.077	262,1	14:50'37.242
5	32.327	46.472	1'07.021	4'14.953	6'40.773P	266,0	14:57'18.015
6	34.634	24.749	38.271	28.647	2'06.301P	178,2	14:59'24.316
7	27.692	24.216	38.088	27.674	1'57.670	260,2	15:01'21.986
8	28.093	24.523	37.012	27.323	1'56.951	257,8	15:03'18.937
9	27.163	23.353	36.671	27.021	1'54.208	264,7	15:05'13.145
10	27.069	23.693	39.654	27.511	1'57.927	262,8	15:07'11.072
11	27.275	23.438	36.306	26.900	1'53.919C	262,1	15:09'04.991
12	29.683				3'05.953P	263,4	15:12'10.944
13	39.703	25.444	39.007	28.002	2'12.156P	162,7	15:14'23.100
14	28.757	24.509	37.441	27.643	1'58.350	259,6	15:16'21.450
15	28.295	23.848	37.167	27.536	1'56.846	262,8	15:18'18.296
16	28.248	23.900	37.099	27.184	1'56.431	262,1	15:20'14.727
17	28.089	23.846	39.867	1'34.813	3'06.615P	264,1	15:23'21.342
18	37.215				2'38.965P	170,9	15:26'00.307
19	39.815	24.400	38.180	27.371	2'09.766P	170,9	15:28'10.073
20	27.518	23.878	36.631	26.833	1'54.860	264,7	15:30'04.933

389 Krypton Motorsport (1'53.974)										
Giro	Seg.1	Seg.2	Seg.3	Seg.4	T. Giro	km/h	Local Time			
1										14:43'59.185
2	49.332	27.275	41.428	30.954	2'28.989P	134,8	14:46'28.174			
3	30.742	28.647	43.750	29.226	2'12.365	220,9	14:48'40.539			
4	28.101	24.189	36.838	27.209	1'56.337	259,0	14:50'36.876			
5	32.185				1'43.854P	260,9	14:52'20.730			
6					5'05.191P		14:57'25.921			
7	37.225	24.528	40.840	29.034	2'11.627P	169,0	14:59'37.548			
8	27.545	23.239	36.644	28.679	1'56.107	259,0	15:01'33.655			
9	27.474	24.459	41.998	30.009	2'03.940	262,1	15:03'37.595			
10	27.891	23.545	36.846	28.266	1'56.548	260,9	15:05'34.143			
11	27.712	23.524	36.448	26.798	1'54.482	260,9	15:07'28.625			
12	27.734	23.676	36.962	3'16.948	4'45.320P	262,8	15:12'13.945			
13	39.045	26.667	47.403	30.630	2'23.745P	167,4	15:14'37.690			
14	27.634	23.647	38.540	26.923	1'56.744	260,9	15:16'34.434			
15	27.800	23.792	36.860	27.127	1'55.579	264,7	15:18'30.013			
16	28.102				1'58.836P	265,4	15:20'28.849			
17	35.974	25.920	39.127	30.085	2'11.106P	173,9	15:22'39.955			
18	27.493	23.464	36.250	26.767	1'53.974	263,4	15:24'33.929			
19	27.721	23.519	38.218	31.963	2'01.421	264,1	15:26'35.350			
20	28.417	26.097	38.812	27.898	2'01.224	264,7	15:28'36.574			

367 GDL Racing (1'58.182)							
Giro	Seg.1	Seg.2	Seg.3	Seg.4	T. Giro	km/h	Local Time
1							14:44'17.248
2	44.040	29.277	42.785	29.234	2'25.336P	125,7	14:46'42.584
3	29.704	25.828	39.601	28.574	2'03.707	261,5	14:48'46.291
4	29.155	25.613	39.487	28.377	2'02.632	261,5	14:50'48.923
5	33.610	41.846	59.557	2'42.073	4'57.086P	263,4	14:55'46.009
6	38.813	25.521	39.233	28.571	2'12.138P	141,0	14:57'58.147
7	29.120	25.998	39.842	28.352	2'03.312	261,5	15:00'01.459
8	29.042	25.535	40.033	28.661	2'03.271	262,1	15:02'04.730
9	28.778	25.663	39.407	28.397	2'02.245	264,7	15:04'06.975
10	28.525	25.220	40.473	28.696	2'02.914	266,0	15:06'09.889
11	28.840	25.132	38.709	2'25.641	3'58.322P	263,4	15:10'08.211
12	39.733	27.772	42.677	29.332	2'19.514P	155,2	15:12'27.725
13	28.683	25.341	38.765	28.102	2'00.891	262,8	15:14'28.616
14	28.584	24.895	39.208	28.760	2'01.447	264,7	15:16'30.063
15	28.329	26.515	39.292	28.555	2'02.691	268,0	15:18'32.754
16	28.423	25.170	38.913	27.739	2'00.245	265,4	15:20'32.999
17	28.172	25.160	38.275	27.967	1'59.574	264,7	15:22'32.573
18	28.093	24.568	38.283	27.906	1'58.850	263,4	15:24'31.423
19	27.867	24.583	38.115	27.740	1'58.305	264,7	15:26'29.728
20	27.936	24.633	37.975	27.638	1'58.182	266,7	15:28'27.910

390 ZRS Motorsport (2'13.883)										
Giro	Seg.1	Seg.2	Seg.3	Seg.4	T. Giro	km/h	Local Time			
1										14:44'31.498
2	45.774	34.160	45.295	34.502	2'39.731P	99,7	14:47'11.229			
3	31.699	28.975	41.250	31.959	2'13.883	246,6	14:49'25.112			

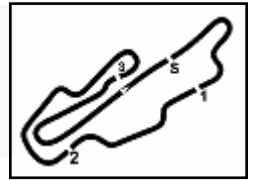
397 EF Racing (1'52.405)									
Giro	Seg.1	Seg.2	Seg.3	Seg.4	T. Giro	km/h	Local Time		
1		27.916	41.381	29.216		167,4	14:46'21.256		
2		25.243	38.612	27.777		239,5	14:48'23.074		
3	30.186	24.388	38.334	27.436	2'01.818	262,1	14:50'21.586		
4	28.427	37.234	1'11.282	1'08.277	3'25.220	264,1	14:53'46.806		
5	56.194	37.762	39.112	28.349	2'41.417	77,9	14:56'28.223		
6	28.032	25.107	39.007	27.581	1'59.727C	260,2	14:58'27.950		
7	28.027	24.729	38.190	27.071	1'58.017C	262,8	15:00'25.967		
8	27.948	24.933	38.061	28.686	1'59.628	260,9	15:02'25.595		

21/10/2022

P = Box In/Out - C = Tempo Invalidato

Powered by FICr PERUGIA TIMING





ACI Racing Weekend Mugello, 22-23 Ottobre 2022

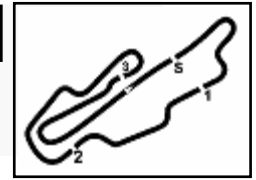
Campionato Italiano GT Sprint - Analisi Tempi Prove Libere 2

9	27.709	24.767	38.280	27.116	1'57.872C	262,1	15:04'23.467
10	27.771	24.444	37.889	27.508	1'57.612C	262,8	15:06'21.079
11	27.802	24.433	37.584	27.018	1'56.837C	260,2	15:08'17.916
12	28.011	24.374	38.616	3'07.330	4'38.331P	262,1	15:12'56.247
13	40.204	24.583	37.790	27.064	2'09.641CP	150,8	15:15'05.888
14	27.475	24.369	35.962	26.749	1'54.555C	262,1	15:17'00.443
15	27.195	22.889	35.601	26.720	1'52.405	262,1	15:18'52.848
16	27.133	22.939	39.603	28.237	1'57.912	264,1	15:20'50.760
17	27.273	24.023	37.870	27.125	1'56.291	261,5	15:22'47.051
18	27.091	23.073	37.303	27.734	1'55.201	265,4	15:24'42.252
19	27.436	23.311	36.494	26.782	1'54.023	264,1	15:26'36.275
20	27.933	23.980	37.710	26.922	1'56.545	266,7	15:28'32.820

398 Autorlando Sport (1'55.213)

Giro	Seg.1	Seg.2	Seg.3	Seg.4	T. Giro	km/h	Local Time
1							14:45'05.631
2	39.440	25.222	41.148	29.369	2'15.179P	153,8	14:47'20.810
3	27.835	24.426	37.809	28.246	1'58.316	263,4	14:49'19.126
4	27.575	24.118	37.321	48.171	2'17.185	264,1	14:51'36.311
5	57.848				3'45.218P	78,5	14:55'21.529
6	35.525	24.495	39.761	27.659	2'07.440P	173,1	14:57'28.969
7	27.670	23.963	36.941	27.388	1'55.962	260,9	14:59'24.931
8	27.731	24.396	41.131	28.932	2'02.190	266,0	15:01'27.121
9	27.810	23.907	40.912	28.258	2'00.887	264,1	15:03'28.008
10	27.674				2'52.177P	266,0	15:06'20.185
11	35.024	24.175	36.962	27.506	2'03.667P	172,2	15:08'23.852
12	27.931	24.057	38.080	27.631	1'57.699	262,8	15:10'21.551
13	29.267	26.563	38.264	27.844	2'01.938	240,5	15:12'23.489
14	31.254				2'49.749P	241,1	15:15'13.238
15	37.381	25.202	38.784	28.227	2'09.594P	170,9	15:17'22.832
16	27.514	23.795	37.169	27.886	1'56.364	264,1	15:19'19.196
17	27.983	24.053	38.953	28.477	1'59.466	258,4	15:21'18.662
18	27.495	23.896	36.883	27.163	1'55.437	265,4	15:23'14.099
19	29.892	26.888	41.274	29.117	2'07.171	256,5	15:25'21.270
20	27.606	23.878	36.828	26.901	1'55.213	266,0	15:27'16.483
21	27.654	23.827	36.941	26.996	1'55.418	266,0	15:29'11.901

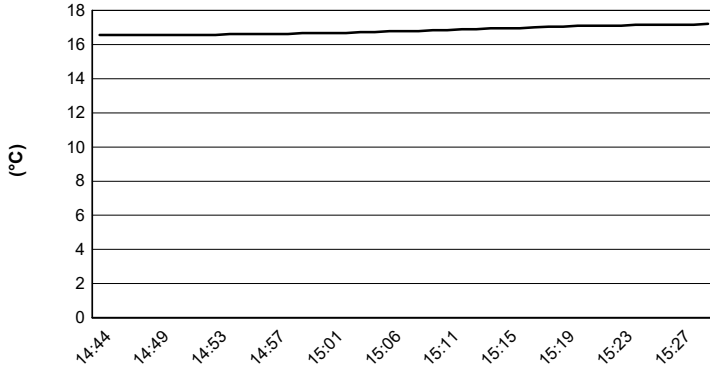




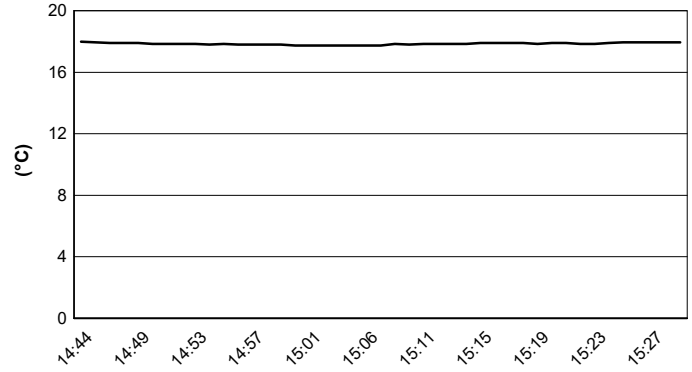
Aut.Int. Mugello 5.245 m

ACI Racing Weekend Mugello, 22-23 Ottobre 2022
Campionato Italiano GT Sprint - Meteo Prove Libere 2
 Session started 14:44 - Session ended 15:31

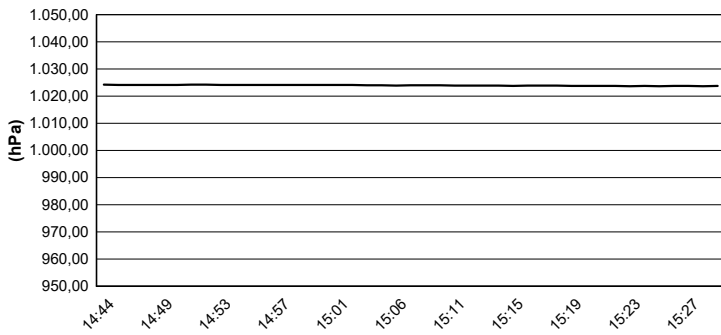
Air Temperature



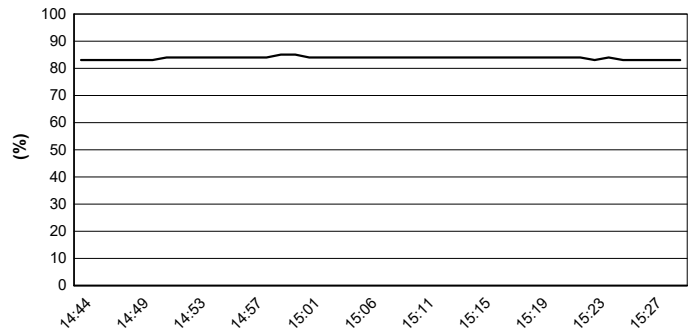
Track Temperature



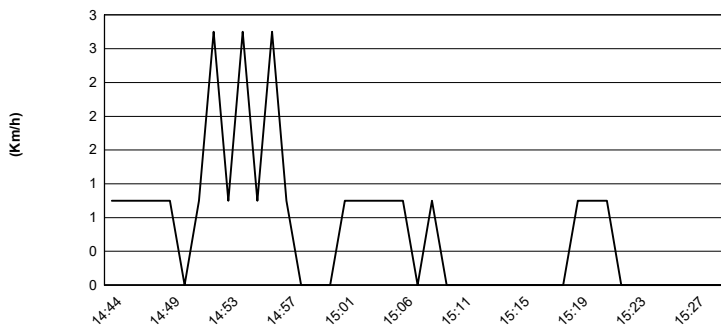
Air Pressure



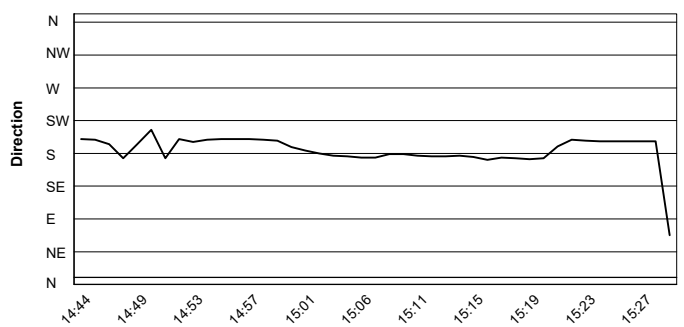
Humidity



Wind Speed

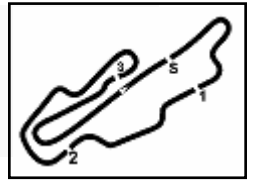


Wind Direction



21/10/2022





Aut.Int. Mugello 5.245 m

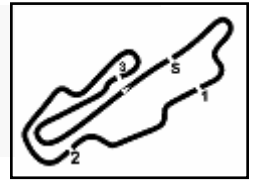
ACI Racing Weekend Mugello, 22-23 Ottobre 2022

Campionato Italiano GT Sprint - Pit Times Prove Libere 2

Pit Intervention Time: 71 secs

No.	Concorrente	Auto		Orario Locale	Pit Time
1	Audi Sport Italia	S.PATRINICOLA	USCITA BOX	14:44'19.194	
			INGRESSO BOX	14:53'07.544	
			USCITA BOX	14:56'04.859	2'57.315
			INGRESSO BOX	15:08'13.360	
			USCITA BOX	15:10'16.967	2'03.607
			INGRESSO BOX	15:28'27.728	
6	Imperiale Racing	A.DI FOLCO	USCITA BOX	14:45'18.765	
			INGRESSO BOX	14:52'52.980	
			USCITA BOX	14:55'52.119	2'59.139
			INGRESSO BOX	15:10'45.571	
			USCITA BOX	15:12'22.954	1'37.383
			INGRESSO BOX	15:30'47.210	
9	Imperiale Racing	P.AUGUST	USCITA BOX	14:44'40.464	
			INGRESSO BOX	15:28'31.681	
17	Antonelli Motorsport	K.GALBIATI	USCITA BOX	14:46'01.568	
			INGRESSO BOX	14:56'12.099	
			USCITA BOX	14:56'35.476	23.377
			INGRESSO BOX	15:09'53.472	
			USCITA BOX	15:12'46.463	2'52.991
			INGRESSO BOX	15:17'30.740	
			USCITA BOX	15:19'32.008	2'01.268
			INGRESSO BOX	15:30'43.639	
25	AF Corse	A.COZZI	USCITA BOX	14:45'07.352	
			INGRESSO BOX	14:52'48.690	
			USCITA BOX	14:55'28.929	2'40.239
			INGRESSO BOX	15:08'51.433	
			USCITA BOX	15:10'46.860	1'55.427
27	Scuderia Baldini 27	D.DI AMATO	USCITA BOX	14:44'52.370	
			INGRESSO BOX	14:47'53.863	
			USCITA BOX	14:48'17.303	23.440
			INGRESSO BOX	14:53'02.832	
			USCITA BOX	14:55'19.316	2'16.484
			INGRESSO BOX	15:13'12.774	
			USCITA BOX	15:14'52.122	1'39.348
			INGRESSO BOX	15:20'25.294	
			USCITA BOX	15:20'48.700	23.406
			INGRESSO BOX	15:30'15.285	
39	AF Corse	H.HAN	USCITA BOX	14:44'29.295	
			INGRESSO BOX	14:51'31.314	
			USCITA BOX	14:56'30.390	4'59.076
			INGRESSO BOX	15:06'06.011	
			USCITA BOX	15:08'35.746	2'29.735
44	Antonelli Motorsport	E.PESCE	USCITA BOX	14:45'16.654	
			INGRESSO BOX	15:04'20.217	
			USCITA BOX	15:06'14.365	1'54.148
			INGRESSO BOX	15:29'23.496	





Aut.Int. Mugello 5.245 m

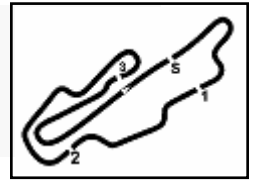
ACI Racing Weekend Mugello, 22-23 Ottobre 2022

Campionato Italiano GT Sprint - Pit Times Prove Libere 2

Pit Intervention Time: 71 secs

No.	Concorrente	Auto		Orario Locale	Pit Time
50	BMW Italia Ceccato Racing	T.GLOCK	USCITA BOX	14:44'41.479	
			INGRESSO BOX	14:45'48.199	
			USCITA BOX	14:47'07.052	1'18.853
			INGRESSO BOX	14:48'06.839	
			USCITA BOX	14:49'23.122	1'16.283
			INGRESSO BOX	14:51'37.150	
			USCITA BOX	14:56'25.028	4'47.878
			INGRESSO BOX	15:13'54.030	
			USCITA BOX	15:15'10.234	1'16.204
			INGRESSO BOX	15:21'32.829	
			USCITA BOX	15:22'24.844	52.015
			INGRESSO BOX	15:29'43.168	
55	Nova Race	J.GUIDETTI	USCITA BOX	14:44'17.179	
			INGRESSO BOX	14:52'34.787	
			USCITA BOX	14:54'01.955	1'27.168
			INGRESSO BOX	15:05'39.334	
			USCITA BOX	15:07'01.897	1'22.563
			INGRESSO BOX	15:20'43.904	
77	Nova Race	P.IP	USCITA BOX	14:44'30.870	
			INGRESSO BOX	15:05'55.733	
			USCITA BOX	15:07'25.853	1'30.120
			INGRESSO BOX	15:12'29.214	
			USCITA BOX	15:12'54.855	25.641
			INGRESSO BOX	15:25'35.944	
88	LP Racing	J.CECOTTO	USCITA BOX	14:45'03.188	
			INGRESSO BOX	14:52'40.100	
			USCITA BOX	14:56'20.842	3'40.742
			INGRESSO BOX	15:03'52.124	
			USCITA BOX	15:05'53.628	2'01.504
			INGRESSO BOX	15:09'41.885	
			USCITA BOX	15:11'25.881	1'43.996
			INGRESSO BOX	15:12'22.403	
			USCITA BOX	15:13'03.793	41.390
			INGRESSO BOX	15:21'26.621	
USCITA BOX	15:21'50.029	23.408			
99	Nova Race	M.GRECO	USCITA BOX	14:44'12.605	
			INGRESSO BOX	14:57'25.196	
			USCITA BOX	14:59'00.207	1'35.011
			INGRESSO BOX	15:01'08.324	
			USCITA BOX	15:02'11.447	1'03.123
			INGRESSO BOX	15:15'28.875	
			USCITA BOX	15:16'59.529	1'30.654
			INGRESSO BOX	15:29'58.821	
207	Nova Race	A.MARCHETTI	USCITA BOX	14:44'31.878	
			INGRESSO BOX	14:52'21.881	
			USCITA BOX	14:55'30.184	3'08.303
			INGRESSO BOX	15:09'56.211	





Aut.Int. Mugello 5.245 m

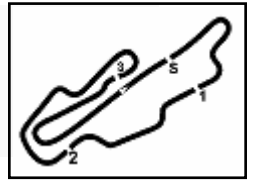
ACI Racing Weekend Mugello, 22-23 Ottobre 2022

Campionato Italiano GT Sprint - Pit Times Prove Libere 2

Pit Intervention Time: 71 secs

No.	Concorrente	Auto		Orario Locale	Pit Time
207	Nova Race	A.MARCHETTI	USCITA BOX	15:11'34.340	1'38.129
			INGRESSO BOX	15:30'21.325	
228	Nova Race	F.BENCIVENNI	USCITA BOX	14:44'27.401	4'15.664
			INGRESSO BOX	14:51'03.064	
			USCITA BOX	14:55'18.728	
			INGRESSO BOX	15:05'25.835	
			USCITA BOX	15:07'18.562	
274	Autorlando Sport	D.CERATI	USCITA BOX	14:45'00.000	2'37.675
			INGRESSO BOX	14:52'01.503	
			USCITA BOX	14:54'39.178	
			INGRESSO BOX	15:07'41.804	
			USCITA BOX	15:09'41.150	
301	Tsunami RT	V.PIRIA	USCITA BOX	14:44'49.674	5'33.850
			INGRESSO BOX	14:52'10.334	
			USCITA BOX	14:57'44.184	
			INGRESSO BOX	15:10'40.666	
			USCITA BOX	15:13'39.949	
			INGRESSO BOX	15:22'14.978	
302	AB Motorsport	E.DI LEO	USCITA BOX	14:44'09.741	2'02.791
			INGRESSO BOX	14:53'04.933	
			USCITA BOX	14:55'07.724	
			INGRESSO BOX	15:04'53.936	
			USCITA BOX	15:08'18.128	
303	Bonaldi Motorsport	A.MENDEZ	USCITA BOX	14:47'27.581	1'40.515
			INGRESSO BOX	14:49'31.057	
			USCITA BOX	14:50'44.975	
			INGRESSO BOX	14:53'55.358	
			USCITA BOX	14:55'35.873	
			INGRESSO BOX	15:10'00.683	
306	Team Italy	G.BARRI	USCITA BOX	14:45'02.387	2'41.447
			INGRESSO BOX	14:49'58.680	
			USCITA BOX	14:55'41.470	
			INGRESSO BOX	15:02'32.179	
			USCITA BOX	15:05'25.882	
			INGRESSO BOX	15:17'47.113	
308	Rexal FFF Racing Team	L.PRIVITELIO	USCITA BOX	14:45'13.642	1'20.102
			INGRESSO BOX	15:07'57.632	
			USCITA BOX	15:09'17.734	
			INGRESSO BOX	15:30'52.884	
			USCITA BOX	15:30'52.884	
310	Rexal FFF Racing Team	R.TESTA	USCITA BOX	14:44'21.987	7'58.112
			INGRESSO BOX	14:51'58.403	
			USCITA BOX	14:59'56.515	





Aut.Int. Mugello 5.245 m

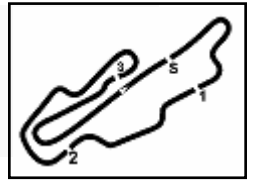
ACI Racing Weekend Mugello, 22-23 Ottobre 2022

Campionato Italiano GT Sprint - Pit Times Prove Libere 2

Pit Intervention Time: 71 secs

No.	Concorrente	Auto		Orario Locale	Pit Time
310	Rexal FFF Racing Team	R.TESTA	INGRESSO BOX	15:13'26.774	
			USCITA BOX	15:15'47.394	2'20.620
311	Ebimotors	D.AMADUZZI	USCITA BOX	14:44'45.929	
			INGRESSO BOX	14:51'41.585	
			USCITA BOX	14:55'33.241	3'51.656
			INGRESSO BOX	15:00'11.356	
			USCITA BOX	15:01'37.112	1'25.756
			INGRESSO BOX	15:08'11.253	
			USCITA BOX	15:12'05.299	3'54.046
312	Best Lap	G.MARZIALETTI	USCITA BOX	14:44'16.070	
			INGRESSO BOX	14:52'55.270	
			USCITA BOX	14:55'39.070	2'43.800
			INGRESSO BOX	14:56'40.498	
			USCITA BOX	14:57'32.370	51.872
			INGRESSO BOX	15:05'07.306	
			USCITA BOX	15:08'05.167	2'57.861
			INGRESSO BOX	15:21'27.213	
318	Best Lap	'BABALUS'	USCITA BOX	14:45'12.455	
			INGRESSO BOX	14:53'06.253	
			USCITA BOX	14:55'17.833	2'11.580
			INGRESSO BOX	15:03'00.305	
			USCITA BOX	15:04'32.109	1'31.804
			INGRESSO BOX	15:16'03.419	
			USCITA BOX	15:18'04.301	2'00.882
			INGRESSO BOX	15:29'28.366	
322	Krypton Motorsport	G.BERTON	USCITA BOX	14:44'15.013	
			INGRESSO BOX	14:51'35.253	
			USCITA BOX	14:55'21.868	3'46.615
			INGRESSO BOX	15:04'21.014	
			USCITA BOX	15:06'49.408	2'28.394
			INGRESSO BOX	15:12'35.069	
			USCITA BOX	15:14'18.891	1'43.822
			INGRESSO BOX	15:30'06.415	
323	Easy Race	L.COLUCCIO	USCITA BOX	14:46'25.523	
			INGRESSO BOX	14:53'46.851	
			USCITA BOX	14:57'09.482	3'22.631
			INGRESSO BOX	15:10'51.177	
			USCITA BOX	15:13'11.438	2'20.261
			INGRESSO BOX	15:21'57.577	
			USCITA BOX	15:23'56.993	1'59.416
333	SR&R	A.BERTON	USCITA BOX	14:46'06.588	
			INGRESSO BOX	14:53'31.633	
			USCITA BOX	14:57'54.409	4'22.776
			INGRESSO BOX	15:07'47.538	
			USCITA BOX	15:09'53.502	2'05.964
			INGRESSO BOX	15:20'50.890	





Aut.Int. Mugello 5.245 m

ACI Racing Weekend Mugello, 22-23 Ottobre 2022

Campionato Italiano GT Sprint - Pit Times Prove Libere 2

Pit Intervention Time: 71 secs

No.	Concorrente	Auto		Orario Locale	Pit Time
333	SR&R	A.BERTON	USCITA BOX	15:22'14.293	1'23.403
356	Romani Emanuele	E.ROMANI	USCITA BOX	14:44'24.894	
			INGRESSO BOX	14:53'51.502	
			USCITA BOX	14:57'20.965	3'29.463
			INGRESSO BOX	15:10'04.231	
			USCITA BOX	15:12'15.197	2'10.966
			INGRESSO BOX	15:22'17.771	
			USCITA BOX	15:23'24.891	1'07.120
			INGRESSO BOX	15:24'29.495	
			USCITA BOX	15:26'03.246	1'33.751
367	GDL Racing	R.FECCHIO	USCITA BOX	14:44'21.184	
			INGRESSO BOX	14:53'53.479	
			USCITA BOX	14:55'49.323	1'55.844
			INGRESSO BOX	15:08'12.570	
			USCITA BOX	15:10'11.586	1'59.016
371	Ebimotors	G.PICCIOLI	USCITA BOX	14:44'37.089	
			INGRESSO BOX	14:52'27.736	
			USCITA BOX	14:56'10.202	3'42.466
			INGRESSO BOX	15:12'43.978	
			USCITA BOX	15:14'26.417	1'42.439
			INGRESSO BOX	15:29'54.582	
389	Krypton Motorsport	T.PIERI	USCITA BOX	14:44'11.566	
			INGRESSO BOX	14:51'55.825	
			USCITA BOX	14:57'30.523	5'34.698
			INGRESSO BOX	15:09'23.884	
			USCITA BOX	15:12'18.048	2'54.164
			INGRESSO BOX	15:19'26.485	
			USCITA BOX	15:20'32.557	1'06.072
			INGRESSO BOX	15:30'39.479	
390	ZRS Motorsport	R.DE BELLIS	USCITA BOX	14:44'35.133	
397	EF Racing	E.TABACCHI	USCITA BOX	14:44'07.892	
			INGRESSO BOX	15:10'14.830	
			USCITA BOX	15:12'59.945	2'45.115
			INGRESSO BOX	15:29'29.592	
398	Autorlando Sport	G.GHEZZI	USCITA BOX	14:45'09.885	
			INGRESSO BOX	14:53'24.464	
			USCITA BOX	14:55'25.163	2'00.699
			INGRESSO BOX	15:04'24.589	
			USCITA BOX	15:06'23.807	1'59.218
			INGRESSO BOX	15:13'23.925	
			USCITA BOX	15:15'16.868	1'52.943

