

Vallelunga Auto 4.085 m

ACI Racing Weekend Vallelunga 2-3 Luglio 2022

Italian F4 Championship - Result Race 2

Laps 20 = 81,700 km - Avg 153,776 km/h - Race Time 31'52.648

No.	Driver	Nat	Entrant	Team	Car	Class	Laps	Time	Gap	Rel.	Fastest Lap	
1	12 ANTONELLI Kimi Andrea	ITA	Prema Racing	Prema Racing	Tatuus F.4 T421	R	20	31'52.648		17	1'34.755	
2	77 BARNARD Taylor	GBR	PHM Racing	PHM Racing	Tatuus F.4 T421		20	31'58.428	5.780	5.780	15	1'35.040
3	7 WURZ Charlie	AUT	Prema Racing	Prema Racing	Tatuus F.4 T421	R	20	32'00.729	8.081	2.301	12	1'35.112
4	22 DUNNE Alexander	IRL	US Racing	US Racing	Tatuus F.4 T421		20	32'05.867	13.219	5.138	11	1'35.366
5	37 SZTUKA Kacper	POL	US Racing	US Racing	Tatuus F.4 T421		20	32'06.295	13.647	0.428	18	1'35.310
6	52 AMAND Marcus	FRA	US Racing	US Racing	Tatuus F.4 T421		20	32'06.973	14.325	0.678	19	1'35.280
7	13 WHARTON James Anthony	AUS	Prema Racing	Prema Racing	Tatuus F.4 T421	R	20	32'08.775	16.127	1.802	13	1'35.212
8	20 LAURSEN Conrad	DEN	Prema Racing	Prema Racing	Tatuus F.4 T421		20	32'09.624	16.976	0.849	13	1'35.363
9	15 BEDRIN Nikita		PHM Racing	PHM Racing	Tatuus F.4 T421		20	32'12.721	20.073	3.097	15	1'35.449
10	34 STENSHORNE Martinius	NOR	Van Amersfoort Racing	Van Amersfoort Racing	Tatuus F.4 T421	R	20	32'15.557	22.909	2.836	16	1'35.685
11	83 WEUG Maya	NLD	Iron Dames	Iron Dames	Tatuus F.4 T421		20	32'16.278	23.630	0.721	16	1'35.671
12	89 DOMINGUES Ivan Franco	POR	Iron Lynx	Iron Lynx	Tatuus F.4 T421	R	20	32'16.826	24.178	0.548	18	1'35.669
13	11 PERINO Pedro	MOZ	US Racing	US Racing	Tatuus F.4 T421		20	32'19.321	26.673	2.495	19	1'35.855
14	28 KLUSS Valentin	DEU	Jenzer Motorsport	Jenzer Motorsport	Tatuus F.4 T421	R	20	32'19.765	27.117	0.444	18	1'35.842
15	19 KARLSSON William	SWE	BVM Racing	BVM Racing	Tatuus F.4 T421	R	20	32'24.580	31.932	4.815	19	1'35.769
16	38 RINICELLA Valerio	ITA	AKM Motorsport	AKM Motorsport	Tatuus F.4 T421	R	20	32'30.755	38.107	6.175	14	1'36.185
17	78 BLOKINA Viktoria		PHM Racing	PHM Racing	Tatuus F.4 T421	R	20	32'31.685	39.037	0.930	14	1'36.056
18	41 RIED Jonas	DEU	PHM Racing	PHM Racing	Tatuus F.4 T421		20	32'32.313	39.665	0.628	12	1'35.841
19	17 FITTIPALDI Emerson Jr.	BRA	Van Amersfoort Racing	Van Amersfoort Racing	Tatuus F.4 T421	R	20	32'32.684	40.036	0.371	12	1'35.710
20	27 ISCHER Ethan	CHE	Jenzer Motorsport	Jenzer Motorsport	Tatuus F.4 T421	R	20	32'35.145	42.497	2.461	18	1'35.831
21P	9 SPINA Alfio Andrea	ITA	BWR Motorsport	BWR Motorsport	Tatuus F.4 T421	R	20	32'36.213	43.565	1.068	18	1'36.089
22	79 MARKOGIANNIS Georgios	GRE	Cram Motorsport	Cram Motorsport	Tatuus F.4 T421		20	32'37.316	44.668	1.103	16	1'36.415
23	21 FRASSINETI Andrea	ITA	Frassinetti Albano	Cars Racing	Tatuus F.4 T421	R	20	32'50.817	58.169	13.501	9	1'37.196
24	62 QUONDAMCARLO Manuel	ITA	AS Motorsport	AS Motorsport	Tatuus F.4 T421	R	20	32'51.167	58.519	0.350	15	1'36.418
25	82 NETO Nelson	BRA	Cram Motorsport	Cram Motorsport	Tatuus F.4 T421	R	20	32'51.517	58.869	0.350	16	1'36.736
26	81 MONTEIRO Nicholas	BRA	Cram Motorsport	Cram Motorsport	Tatuus F.4 T421	R	20	32'56.504	1'03.856	4.987	9	1'37.476
27P	14 LUND Frederik	DEN	R-ACE GP	R-ACE GP	Tatuus F.4 T421	R	20	32'58.316	1'05.668	1.812	19	1'36.283
28	8 MASCHIO Giovanni	ITA	AS Motorsport	AS Motorsport	Tatuus F.4 T421	R	20	33'17.583	1'24.935	19.267	15	1'38.292
29P	18 HWARANG Kim	KOR	BVM Racing	BVM Racing	Tatuus F.4 T421	R	20	33'21.161	1'28.513	3.578	15	1'37.437
30	72 FITZGERALD Adam	IRL	R-ACE GP	R-ACE GP	Tatuus F.4 T421		19	31'56.122	1 Lap	1 Lap	18	1'35.966
31	36 AKHMED Ismail	UZB	AKM Motorsport	AKM Motorsport	Tatuus F.4 T421	R	17	28'20.367	3 Laps	2 Laps	15	1'37.769
32	96 CASTRO Jules	BEL	Van Amersfoort Racing	Van Amersfoort Racing	Tatuus F.4 T421	R	14	24'51.690	6 Laps	3 Laps	13	1'36.183
----- Not Classified -----												
RET	48 SPERANDIO Elia	CHE	Maffi Racing	Maffi Racing	Tatuus F.4 T421	R	10	16'26.256	10 Laps		7	1'36.665
RET	29 RISHAB Anandraj Jain	SGP	BWR Motorsport	BWR Motorsport	Tatuus F.4 T421	R	10	17'06.196	10 Laps		9	1'37.036
RET	44 BOHRA Nikhil	USA	US Racing	US Racing	Tatuus F.4 T421	R	3	8'31.351	17 Laps		3	1'37.021
RET	88 CAMARA Rafael	BRA	Prema Racing	Prema Racing	Tatuus F.4 T421	R	2	5'28.541	18 Laps			
RET	33 BADOER Brando	ITA	Van Amersfoort Racing	Van Amersfoort Racing	Tatuus F.4 T421	R	1	1'59.071	19 Laps			

Starting: 37 Classified: 32 Not Classified: 0 Retired: 5 Not Started: 0
 Fastest Lap N. 17 No. 12 Kimi Andrea Antonelli Time 1'34.755 Avg. 155,200 Km/h

Humidity:	47%	AIR	29°C
Condition:	DRY	Track	37°C

Penalty and Infringement

11.54	9 A. SPINA	Time Penalty 10 sec. Stewards decision n. 11
11.56	14 F. LUND	Time Penalty 25 sec. Stewards decision n. 9
12.12	18 K. HWARANG	Time Penalty 25 sec. Stewards decision n. 10

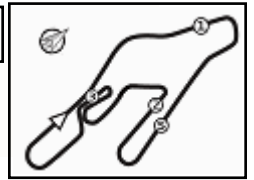
Clerk of the Course : Gianfranco Bonifacio

Race Director : Alessandro Ferrari

03/07/2022 Start 09:04 End 09:37

Powered by FICr PERUGIA TIMING





ACI Racing Weekend Vallelunga 2-3 Luglio 2022

Italian F4 Championship - Result by Class Race 2

Rookie

Laps 20 = 81,700 km - Avg 153,776 km/h - Race Time 31'52.648

No.	Driver	Nat	Entrant	Team	Car	Laps	Time	Gap	Rel.	Fastest Lap
1	12 ANTONELLI Kimi Andrea	ITA	Prema Racing	Prema Racing	Tatuus F.4 T421	20	31'52.648			17 1'34.755
2	7 WURZ Charlie	AUT	Prema Racing	Prema Racing	Tatuus F.4 T421	20	32'00.729	8.081	8.081	12 1'35.112
3	13 WHARTON James Anthony	AUS	Prema Racing	Prema Racing	Tatuus F.4 T421	20	32'08.775	16.127	8.046	13 1'35.212
4	34 STENSHORNE Martinius	NOR	Van Amersfoort Racing	Van Amersfoort Racing	Tatuus F.4 T421	20	32'15.557	22.909	6.782	16 1'35.685
5	89 DOMINGUES Ivan Franco	POR	Iron Lynx	Iron Lynx	Tatuus F.4 T421	20	32'16.826	24.178	1.269	18 1'35.669
6	28 KLUSS Valentin	DEU	Jenzer Motorsport	Jenzer Motorsport	Tatuus F.4 T421	20	32'19.765	27.117	2.939	18 1'35.842
7	19 KARLSSON William	SWE	BVM Racing	BVM Racing	Tatuus F.4 T421	20	32'24.580	31.932	4.815	19 1'35.769
8	38 RINICELLA Valerio	ITA	AKM Motorsport	AKM Motorsport	Tatuus F.4 T421	20	32'30.755	38.107	6.175	14 1'36.185
9	78 BLOKINA Viktoria		PHM Racing	PHM Racing	Tatuus F.4 T421	20	32'31.685	39.037	0.930	14 1'36.056
10	17 FITTIPALDI Emerson Jr.	BRA	Van Amersfoort Racing	Van Amersfoort Racing	Tatuus F.4 T421	20	32'32.684	40.036	0.999	12 1'35.710
11	27 ISCHER Ethan	CHE	Jenzer Motorsport	Jenzer Motorsport	Tatuus F.4 T421	20	32'35.145	42.497	2.461	18 1'35.831
12P	9 SPINA Alfio Andrea	ITA	BWR Motorsport	BWR Motorsport	Tatuus F.4 T421	20	32'36.213	43.565	1.068	18 1'36.089
13	21 FRASSINETI Andrea	ITA	Frassinetti Albano	Cars Racing	Tatuus F.4 T421	20	32'50.817	58.169	14.604	9 1'37.196
14	62 QUONDAMCARLO Manuel	ITA	AS Motorsport	AS Motorsport	Tatuus F.4 T421	20	32'51.167	58.519	0.350	15 1'36.418
15	82 NETO Nelson	BRA	Cram Motorsport	Cram Motorsport	Tatuus F.4 T421	20	32'51.517	58.869	0.350	16 1'36.736
16	81 MONTEIRO Nicholas	BRA	Cram Motorsport	Cram Motorsport	Tatuus F.4 T421	20	32'56.504	1'03.856	4.987	9 1'37.476
17P	14 LUND Frederik	DEN	R-ACE GP	R-ACE GP	Tatuus F.4 T421	20	32'58.316	1'05.668	1.812	19 1'36.283
18	8 MASCHIO Giovanni	ITA	AS Motorsport	AS Motorsport	Tatuus F.4 T421	20	33'17.583	1'24.935	19.267	15 1'38.292
19P	18 HWARANG Kim	KOR	BVM Racing	BVM Racing	Tatuus F.4 T421	20	33'21.161	1'28.513	3.578	15 1'37.437
20	36 AKHMED Ismail	UZB	AKM Motorsport	AKM Motorsport	Tatuus F.4 T421	17	28'20.367	3 Laps	3 Laps	15 1'37.769
21	96 CASTRO Jules	BEL	Van Amersfoort Racing	Van Amersfoort Racing	Tatuus F.4 T421	14	24'51.690	6 Laps	3 Laps	13 1'36.183
----- Not Classified -----										
RET	48 SPERANDIO Elia	CHE	Maffi Racing	Maffi Racing	Tatuus F.4 T421	10	16'26.256	10 Laps		7 1'36.665
RET	29 RISHAB Anandraj Jain	SGP	BWR Motorsport	BWR Motorsport	Tatuus F.4 T421	10	17'06.196	10 Laps		9 1'37.036
RET	44 BOHRA Nikhil	USA	US Racing	US Racing	Tatuus F.4 T421	3	8'31.351	17 Laps		3 1'37.021
RET	88 CAMARA Rafael	BRA	Prema Racing	Prema Racing	Tatuus F.4 T421	2	5'28.541	18 Laps		
RET	33 BADOER Brando	ITA	Van Amersfoort Racing	Van Amersfoort Racing	Tatuus F.4 T421	1	1'59.071	19 Laps		

Starting: 26 Classified: 21 Not Classified: 0 Retired: 5 Not Started: 0
 Fastest Lap N. 17 No. 12 Kimi Andrea Antonelli Time 1'34.755 Avg. 155,200 Km/h

Humidity:	47%	AIR	29°C
Condition:	DRY	Track	37°C

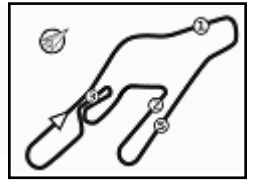
Clerk of the Course : Gianfranco Bonifacio

Race Director : Alessandro Ferrari

03/07/2022 Start 09:04 End 09:37

Powered by FICr PERUGIA TIMING





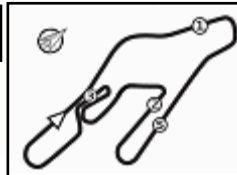
Vallelunga Auto 4.085 m

ACI Racing Weekend Vallelunga 2-3 Luglio 2022
Italian F4 Championship - Lap Chart Race 2

	Lap																			
	1	2	3	4	5	6	7	8	9	10	11	12	13	14	15	16	17	18	19	20
1	12	12	12	12	12	12	12	12	12	12	12	12	12	12	12	12	12	12	12	12
2	37	7	77	77	77	77	77	77	77	77	77	77	77	77	77	77	77	77	77	77
3	88	77	7	7	7	7	7	7	7	7	7	7	7	7	7	7	7	7	7	7
4	7	22	22	22	22	22	22	22	22	22	22	22	22	22	22	22	22	22	22	22
5	77	37	37	37	37	37	37	37	37	37	37	37	37	37	37	37	37	37	37	37
6	22	52	52	52	52	52	52	52	52	52	52	52	52	52	52	52	52	52	52	52
7	13	20	20	20	20	20	20	20	20	20	20	20	20	20	20	20	20	20	13	13
8	52	13	34	34	34	34	15	13	13	13	13	13	13	13	13	13	13	13	20	20
9	20	34	15	15	15	15	13	15	15	15	15	15	15	15	15	15	15	15	15	15
10	34	83	13	13	13	13	34	34	34	34	34	34	34	34	34	34	34	34	34	34
11	83	15	83	83	83	83	83	83	83	83	83	83	83	83	83	83	83	83	83	83
12	15	89	89	89	89	89	89	89	89	89	89	89	89	89	89	89	89	89	89	89
13	89	11	11	11	11	11	11	11	11	11	11	11	11	11	11	11	11	11	11	11
14	11	9	9	9	9	9	28	28	28	28	28	28	28	28	28	28	28	28	28	28
15	41	28	28	28	28	28	9	9	9	9	9	9	9	9	19	19	19	19	19	19
16	9	38	38	38	38	38	38	19	19	19	19	19	19	19	9	9	9	9	9	9
17	28	78	78	78	78	78	78	19	38	38	38	38	38	38	38	38	38	38	38	38
18	38	19	19	19	19	19	78	78	78	78	78	78	78	78	78	78	78	78	78	78
19	78	96	48	48	48	48	48	48	48	41	41	41	41	41	41	41	41	41	41	41
20	19	48	14	14	14	14	14	14	14	14	17	17	17	17	17	17	17	17	17	17
21	48	21	79	79	79	79	79	79	79	17	14	14	14	14	14	14	14	14	14	14
22	96	79	21	21	21	21	41	41	41	41	79	79	79	79	27	27	27	27	27	27
23	21	14	29	29	29	41	21	17	17	17	27	27	27	27	79	79	79	79	79	79
24	79	29	27	27	27	41	29	17	27	27	21	21	21	21	21	21	21	21	21	21
25	18	18	18	41	17	17	27	21	21	21	18	82	82	82	82	82	82	82	82	82
26	14	27	41	17	27	27	18	18	18	18	82	62	62	62	62	62	62	62	62	62
27	29	41	17	18	18	18	82	82	82	81	62	18	18	18	18	18	18	18	18	18
28	82	82	82	82	82	82	81	81	81	82	81	81	81	81	81	81	81	81	81	81
29	81	17	81	81	81	81	62	62	62	8	8	8	8	8	8	36	8	8	8	8
30	27	81	8	8	8	8	8	8	8	36	36	36	36	36	36	8	72	72	72	72
31	17	8	36	62	62	8	36	36	36	36	72	72	72	72	72	72	72	72	72	72
32	8	36	62	36	36	36	29	29	29	29	96	96	96	96	96	96	96	96	96	96
33	36	62	96	72	72	72	72	72	72	72	72	72	72	72	72	72	72	72	72	72
34	62	72	72	96	96	96	96	96	96	96	96	96	96	96	96	96	96	96	96	96
35	33	88	44																	
36	72	44																		
37	44																			

Final Result		
1	12	ANTONELLI K. Laps 20
2	77	BARNARD T. 5.780
3	7	WURZ C. 8.081
4	22	DUNNE A. 13.219
5	37	SZTUKA K. 13.647
6	52	AMAND M. 14.325
7	13	WHARTON J. 16.127
8	20	LAURSEN C. 16.976
9	15	BEDRIN N. 20.073
10	34	STENSHORNE M. 22.909
11	83	WEUG M. 23.630
12	89	DOMINGUES I. 24.178
13	11	PERINO P. 26.673
14	28	KLUSS V. 27.117
15	19	KARLSSON W. 31.932
16	38	RINICELLA V. 38.107
17	78	BLOKINA V. 39.037
18	41	RIED J. 39.665
19	17	FITTIPALDI E. 40.036
20	27	ISCHER E. 42.497
21	9	SPINA A. (P) 43.565
22	79	MARKOGIANNIS G. 44.668
23	21	FRASSINETI A. 58.169
24	62	QUONDAMCARLO M. 58.519
25	82	NETO N. 58.869
26	81	MONTEIRO N. 1'03.856
27	14	LUND F. (P) 1'05.668
28	8	MASCHIO G. 1'24.935
29	18	HWARANG K. (P) 1'28.513
30	72	FITZGERALD A. 1 Lap
31	36	AKHMED I. 3 Laps
32	96	CASTRO J. 6 Laps
RET	48	SPERANDIO E. 10 Laps
RET	29	RISHAB A. 10 Laps
RET	44	BOHRA N. 17 Laps
RET	88	CAMARA R. 18 Laps
RET	33	BADOER B. 19 Laps





ACI Racing Weekend Vallelunga 2-3 Luglio 2022

Italian F4 Championship - Best Sectors & Speed Race 2

RESULTS

1	12 ANTONELLI Kimi Andrea	Tatuus F.4 T421	Laps 20
2	77 BARNARD Taylor	Tatuus F.4 T421	5.780
3	7 WURZ Charlie	Tatuus F.4 T421	8.081
4	22 DUNNE Alexander	Tatuus F.4 T421	13.219
5	37 SZTUKA Kacper	Tatuus F.4 T421	13.647
6	52 AMAND Marcus	Tatuus F.4 T421	14.325
7	13 WHARTON James Anthony	Tatuus F.4 T421	16.127
8	20 LAURSEN Conrad	Tatuus F.4 T421	16.976
9	15 BEDRIN Nikita	Tatuus F.4 T421	20.073
10	34 STENSHORNE Martinus	Tatuus F.4 T421	22.909
11	83 WEUG Maya	Tatuus F.4 T421	23.630
12	89 DOMINGUES Ivan Franco	Tatuus F.4 T421	24.178
13	11 PERINO Pedro	Tatuus F.4 T421	26.673
14	28 KLUSS Valentin	Tatuus F.4 T421	27.117
15	19 KARLSSON William	Tatuus F.4 T421	31.932
16	38 RINICELLA Valerio	Tatuus F.4 T421	38.107
17	78 BLOKINA Viktoria	Tatuus F.4 T421	39.037
18	41 RIED Jonas	Tatuus F.4 T421	39.665
19	17 FITTIPALDI Emerson Jr.	Tatuus F.4 T421	40.036
20	27 ISCHER Ethan	Tatuus F.4 T421	42.497
21	9 SPINA Alfio Andrea	Tatuus F.4 T421	43.565
22	79 MARKOGIANNIS Georgios	Tatuus F.4 T421	44.668
23	21 FRASSINETI Andrea	Tatuus F.4 T421	58.169
24	62 QUONDAMCARLO Manuel	Tatuus F.4 T421	58.519
25	82 NETO Nelson	Tatuus F.4 T421	58.869
26	81 MONTEIRO Nicholas	Tatuus F.4 T421	1'03.856
27	14 LUND Frederik	Tatuus F.4 T421	1'05.668
28	8 MASCHIO Giovanni	Tatuus F.4 T421	1'24.935
29	18 HWARANG Kim	Tatuus F.4 T421	1'28.513
30	72 FITZGERALD Adam	Tatuus F.4 T421	1 Lap
31	36 AKHMED Ismail	Tatuus F.4 T421	3 Laps
32	96 CASTRO Jules	Tatuus F.4 T421	6 Laps
RET	48 SPERANDIO Elia	Tatuus F.4 T421	10 Laps
RET	29 RISHAB Anandraj Jain	Tatuus F.4 T421	10 Laps
RET	44 BOHRA Nikhil	Tatuus F.4 T421	17 Laps
RET	88 CAMARA Rafael	Tatuus F.4 T421	18 Laps
RET	33 BADOER Brando	Tatuus F.4 T421	19 Laps

SPEED

1	19 KARLSSON William	Tatuus F.4 T421	220.4
2	7 WURZ Charlie	Tatuus F.4 T421	220.0
3	18 HWARANG Kim	Tatuus F.4 T421	219.5
4	15 BEDRIN Nikita	Tatuus F.4 T421	219.1
5	17 FITTIPALDI Emerson Jr.	Tatuus F.4 T421	219.1
6	37 SZTUKA Kacper	Tatuus F.4 T421	219.1
7	13 WHARTON James Anthony	Tatuus F.4 T421	218.6
8	21 FRASSINETI Andrea	Tatuus F.4 T421	218.6
9	41 RIED Jonas	Tatuus F.4 T421	218.2
10	52 AMAND Marcus	Tatuus F.4 T421	218.2
11	38 RINICELLA Valerio	Tatuus F.4 T421	217.7
12	62 QUONDAMCARLO Manuel	Tatuus F.4 T421	217.7
13	77 BARNARD Taylor	Tatuus F.4 T421	217.7
14	83 WEUG Maya	Tatuus F.4 T421	217.7
15	11 PERINO Pedro	Tatuus F.4 T421	217.7
16	44 BOHRA Nikhil	Tatuus F.4 T421	217.3
17	78 BLOKINA Viktoria	Tatuus F.4 T421	217.3
18	89 DOMINGUES Ivan Franco	Tatuus F.4 T421	216.9
19	28 KLUSS Valentin	Tatuus F.4 T421	216.9
20	79 MARKOGIANNIS Georgios	Tatuus F.4 T421	216.4
21	27 ISCHER Ethan	Tatuus F.4 T421	216.0
22	96 CASTRO Jules	Tatuus F.4 T421	216.0
23	9 SPINA Alfio Andrea	Tatuus F.4 T421	215.6
24	20 LAURSEN Conrad	Tatuus F.4 T421	215.6
25	34 STENSHORNE Martinus	Tatuus F.4 T421	215.6
26	88 CAMARA Rafael	Tatuus F.4 T421	215.6
27	14 LUND Frederik	Tatuus F.4 T421	215.1
28	29 RISHAB Anandraj Jain	Tatuus F.4 T421	215.1
29	81 MONTEIRO Nicholas	Tatuus F.4 T421	214.7
30	82 NETO Nelson	Tatuus F.4 T421	214.7
31	8 MASCHIO Giovanni	Tatuus F.4 T421	214.7
32	22 DUNNE Alexander	Tatuus F.4 T421	214.3
33	36 AKHMED Ismail	Tatuus F.4 T421	214.3
34	12 ANTONELLI Kimi Andrea	Tatuus F.4 T421	213.9
35	48 SPERANDIO Elia	Tatuus F.4 T421	212.2
36	72 FITZGERALD Adam	Tatuus F.4 T421	212.2
37	33 BADOER Brando	Tatuus F.4 T421	210.9

SEG. 1

1	17 FITTIPALDI Emerson Jr.	13.150
2	41 RIED Jonas	13.155
3	52 AMAND Marcus	13.211
4	15 BEDRIN Nikita	13.222
5	22 DUNNE Alexander	13.222
6	13 WHARTON James Anthon	13.233
7	37 SZTUKA Kacper	13.243
8	18 HWARANG Kim	13.248
9	89 DOMINGUES Ivan Franco	13.277
10	28 KLUSS Valentin	13.283
11	77 BARNARD Taylor	13.287
12	27 ISCHER Ethan	13.293
13	78 BLOKINA Viktoria	13.295
14	11 PERINO Pedro	13.306
15	19 KARLSSON William	13.308
16	20 LAURSEN Conrad	13.315
17	83 WEUG Maya	13.315
18	14 LUND Frederik	13.327
19	34 STENSHORNE Martinus	13.330
20	82 NETO Nelson	13.352
21	38 RINICELLA Valerio	13.358
22	29 RISHAB Anandraj Jain	13.368
23	79 MARKOGIANNIS Georai	13.368
24	81 MONTEIRO Nicholas	13.373
25	62 QUONDAMCARLO Man	13.374
26	7 WURZ Charlie	13.375
27	12 ANTONELLI Kimi Andrea	13.384
28	44 BOHRA Nikhil	13.386
29	88 CAMARA Rafael	13.416
30	9 SPINA Alfio Andrea	13.463
31	36 AKHMED Ismail	13.483
32	21 FRASSINETI Andrea	13.489
33	72 FITZGERALD Adam	13.502
34	8 MASCHIO Giovanni	13.505
35	96 CASTRO Jules	13.531
36	48 SPERANDIO Elia	13.554
37	33 BADOER Brando	13.583

SEG. 2

1	12 ANTONELLI Kimi Andrea	32.844
2	7 WURZ Charlie	32.933
3	20 LAURSEN Conrad	32.969
4	13 WHARTON James Anthon	33.022
5	77 BARNARD Taylor	33.046
6	52 AMAND Marcus	33.068
7	22 DUNNE Alexander	33.107
8	37 SZTUKA Kacper	33.116
9	11 PERINO Pedro	33.162
10	89 DOMINGUES Ivan Franco	33.186
11	15 BEDRIN Nikita	33.189
12	34 STENSHORNE Martinus	33.195
13	28 KLUSS Valentin	33.197
14	41 RIED Jonas	33.213
15	83 WEUG Maya	33.215
16	19 KARLSSON William	33.234
17	17 FITTIPALDI Emerson Jr.	33.273
18	27 ISCHER Ethan	33.297
19	78 BLOKINA Viktoria	33.353
20	72 FITZGERALD Adam	33.394
21	14 LUND Frederik	33.407
22	9 SPINA Alfio Andrea	33.414
23	79 MARKOGIANNIS Georai	33.450
24	96 CASTRO Jules	33.461
25	38 RINICELLA Valerio	33.497
26	62 QUONDAMCARLO Man	33.540
27	82 NETO Nelson	33.564
28	48 SPERANDIO Elia	33.633
29	29 RISHAB Anandraj Jain	33.681
30	21 FRASSINETI Andrea	33.698
31	18 HWARANG Kim	33.702
32	81 MONTEIRO Nicholas	33.805
33	44 BOHRA Nikhil	33.819
34	8 MASCHIO Giovanni	33.942
35	33 BADOER Brando	33.951
36	36 AKHMED Ismail	33.981
37	88 CAMARA Rafael	34.151

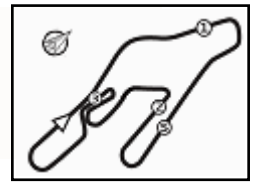
SEG. 3

1	77 BARNARD Taylor	28.381
2	12 ANTONELLI Kimi Andrea	28.476
3	13 WHARTON James Anthon	28.561
4	22 DUNNE Alexander	28.600
5	15 BEDRIN Nikita	28.651
6	7 WURZ Charlie	28.660
7	72 FITZGERALD Adam	28.706
8	52 AMAND Marcus	28.707
9	20 LAURSEN Conrad	28.728
10	96 CASTRO Jules	28.732
11	37 SZTUKA Kacper	28.743
12	27 ISCHER Ethan	28.761
13	28 KLUSS Valentin	28.772
14	9 SPINA Alfio Andrea	28.777
15	19 KARLSSON William	28.789
16	38 RINICELLA Valerio	28.826
17	83 WEUG Maya	28.848
18	41 RIED Jonas	28.866
19	62 QUONDAMCARLO Man	28.868
20	78 BLOKINA Viktoria	28.875
21	17 FITTIPALDI Emerson Jr.	28.881
22	89 DOMINGUES Ivan Franco	28.882
23	34 STENSHORNE Martinus	28.889
24	11 PERINO Pedro	28.899
25	29 RISHAB Anandraj Jain	28.909
26	14 LUND Frederik	28.929
27	82 NETO Nelson	29.025
28	79 MARKOGIANNIS Georai	29.041
29	48 SPERANDIO Elia	29.044
30	44 BOHRA Nikhil	29.222
31	21 FRASSINETI Andrea	29.292
32	33 BADOER Brando	29.351
33	81 MONTEIRO Nicholas	29.370
34	36 AKHMED Ismail	29.417
35	18 HWARANG Kim	29.459
36	8 MASCHIO Giovanni	29.728
37	88 CAMARA Rafael	30.071

SEG. 4

1	12 ANTONELLI Kimi Andrea	19.855
2	7 WURZ Charlie	19.967
3	22 DUNNE Alexander	19.989
4	77 BARNARD Taylor	19.992
5	34 STENSHORNE Martinus	19.999
6	37 SZTUKA Kacper	20.031
7	89 DOMINGUES Ivan Franco	20.052
8	13 WHARTON James Anthon	20.067
9	15 BEDRIN Nikita	20.083
10	20 LAURSEN Conrad	20.105
11	83 WEUG Maya	20.106
12	52 AMAND Marcus	20.123
13	19 KARLSSON William	20.155
14	38 RINICELLA Valerio	20.164
15	17 FITTIPALDI Emerson Jr.	20.176
16	9 SPINA Alfio Andrea	20.179
17	96 CASTRO Jules	20.194
18	72 FITZGERALD Adam	20.196
19	27 ISCHER Ethan	20.199
20	11 PERINO Pedro	20.210
21	78 BLOKINA Viktoria	20.243
22	28 KLUSS Valentin	20.246
23	14 LUND Frederik	20.272
24	62 QUONDAMCARLO Man	20.296
25	41 RIED Jonas	20.302
26	79 MARKOGIANNIS Georai	20.314
27	82 NETO Nelson	20.338
28	48 SPERANDIO Elia	20.377
29	29 RISHAB Anandraj Jain	20.426
30	44 BOHRA Nikhil	20.431
31	21 FRASSINETI Andrea	20.478
32	18 HWARANG Kim	20.528
33	81 MONTEIRO Nicholas	20.563
34	36 AKHMED Ismail	20.599
35	33 BADOER Brando	20.605
36	8 MASCHIO Giovanni	20.661
37	88 CAMARA Rafael	20.736





Vallelunga Auto 4.085 m

ACI Racing Weekend Vallelunga 2-3 Luglio 2022

Italian F4 Championship - Chronological Analysis Race 2

Start at 9:03'16.996

1 / 7

7 C. WURZ (1'35.112)							
Lap	Seg.1	Seg.2	Seg.3	Seg.4	Lap Time	km/h	Local Time
1			30.225	20.890	1'44.785	220,0	9:05'01.781
2	13.375	34.130	29.323	20.319	1'37.147	214,3	9:06'38.928
3	13.592	33.403	29.763	20.748	1'37.506	211,8	9:08'16.434
4	13.468	33.202	28.827	20.193	1'35.690	214,3	9:09'52.124
5	13.456	33.123	28.825	20.082	1'35.486	213,9	9:11'27.610
6	13.415	33.167	28.835	20.091	1'35.508	213,9	9:13'03.118
7	13.428	33.124	28.797	20.239	1'35.588	212,6	9:14'38.706
8	13.453	33.548	28.855	20.198	1'36.054	213,0	9:16'14.760
9	13.448	33.200	28.736	20.071	1'35.455	212,6	9:17'50.215
10	13.471	33.095	28.720	20.099	1'35.385	213,0	9:19'25.600
11	13.468	33.026	28.694	19.986	1'35.174	213,9	9:21'00.774
12	13.420	33.020	28.660	20.012	1'35.112	213,4	9:22'35.886
13	13.433	33.006	28.799	20.092	1'35.330	213,0	9:24'11.216
14	13.436	32.933	28.769	20.078	1'35.216	213,9	9:25'46.432
15	13.421	33.043	28.744	20.071	1'35.279	213,0	9:27'21.711
16	13.415	32.960	28.721	20.076	1'35.172	214,3	9:28'56.883
17	13.440	33.056	28.751	19.967	1'35.214	213,0	9:30'32.097
18	13.398	33.024	28.690	20.054	1'35.166	212,6	9:32'07.263
19	13.404	32.946	28.745	20.059	1'35.154	215,6	9:33'42.417
20	13.402	33.038	28.825	20.043	1'35.308	213,4	9:35'17.725
Race Time 32'00.729							

8 G. MASCHIO (1'38.292)							
Lap	Seg.1	Seg.2	Seg.3	Seg.4	Lap Time	km/h	Local Time
1		35.940	30.846	21.856	1'54.054	207,7	9:05'11.050
2	13.771	34.450	29.912	21.534	1'39.667	209,3	9:06'50.717
3	13.505	34.373	30.292	21.211	1'39.381	214,7	9:08'30.098
4	13.769	34.248	29.875	21.095	1'38.987	211,4	9:10'09.085
5	13.748	34.163	29.765	20.922	1'38.598	212,2	9:11'47.683
6	13.807	34.181	30.300	21.251	1'39.539	210,5	9:13'27.222
7	13.729	34.207	29.885	20.871	1'38.692	212,2	9:15'05.914
8	13.795	34.198	29.803	20.802	1'38.598	211,4	9:16'44.512
9	13.830	33.975	29.809	20.842	1'38.456	212,2	9:18'22.968
10	13.831	34.016	29.960	20.820	1'38.627	210,9	9:20'01.595
11	13.795	34.084	30.096	20.661	1'38.636	210,9	9:21'40.231
12	13.791	33.943	29.845	20.877	1'38.456	211,4	9:23'18.687
13	13.853	34.164	30.036	20.872	1'38.925	210,5	9:24'57.612
14	13.730	34.551	29.728	20.720	1'38.729	211,8	9:26'36.341
15	13.780	33.980	29.731	20.801	1'38.292	212,2	9:28'14.633
16	13.781	34.119	29.840	20.910	1'38.650	211,4	9:29'53.283
17	13.824	39.403	30.191	20.941	1'44.359	199,6	9:31'37.642
18	14.532	34.154	29.963	20.797	1'39.446	211,8	9:33'17.088
19	13.878	34.188	29.866	20.852	1'38.784	210,5	9:34'55.872
20	13.842	33.942	29.955	20.968	1'38.707	210,9	9:36'34.579
Race Time 33'17.583							

9 A. SPINA (1'36.089)							
Lap	Seg.1	Seg.2	Seg.3	Seg.4	Lap Time	km/h	Local Time
1		34.803	30.504	21.639	1'48.569	210,5	9:05'05.565
2	13.625	34.345	29.979	20.561	1'38.510	215,6	9:06'44.075
3	13.630	33.867	29.099	20.759	1'37.355	210,5	9:08'21.430
4	13.533	33.728	29.066	20.545	1'36.872	210,5	9:09'58.302
5	13.581	33.800	28.947	20.337	1'36.665	210,1	9:11'34.967
6	13.638	33.526	28.839	20.334	1'36.337	210,5	9:13'11.304
7	13.640	33.600	28.894	20.317	1'36.451	211,8	9:14'47.755
8	13.640	34.376	28.992	20.369	1'37.377	209,7	9:16'25.132
9	13.626	33.820	28.855	20.299	1'36.600	210,5	9:18'01.732
10	13.663	33.609	28.839	20.268	1'36.379	210,1	9:19'38.111
11	13.640	33.414	28.886	20.329	1'36.269	210,9	9:21'14.380
12	13.670	33.586	28.777	20.179	1'36.212	210,1	9:22'50.592
13	13.676	33.595	28.866	20.332	1'36.469	210,9	9:24'27.061
14	13.699	33.866	28.817	20.263	1'36.645	210,5	9:26'03.706
15	13.688	33.605	28.803	20.257	1'36.353	210,1	9:27'40.059

16	13.674	34.160	29.366	20.734	1'37.934	208,1	9:29'17.993
17	13.463	33.686	29.096	20.374	1'36.619	212,6	9:30'54.612
18	13.567	33.467	28.824	20.231	1'36.089	211,4	9:32'30.701
19	13.588	33.513	28.900	20.229	1'36.230	210,9	9:34'06.931
20	13.593	33.623	28.808	20.254	1'36.278	211,4	9:35'43.209
Race Time 32'26.213 + 10.000Pen							

11 P. PERINO (1'35.855)							
Lap	Seg.1	Seg.2	Seg.3	Seg.4	Lap Time	km/h	Local Time
1		34.855	30.605	22.120	1'48.298	216,4	9:05'05.294
2	13.448	34.051	29.625	20.645	1'37.769	216,0	9:06'43.063
3	13.370	33.929	30.066	20.623	1'37.988	212,2	9:08'21.051
4	13.401	33.534	29.216	20.446	1'36.597	214,7	9:09'57.648
5	13.397	33.394	29.071	20.380	1'36.242	214,3	9:11'33.890
6	13.396	33.333	29.191	20.429	1'36.349	214,7	9:13'10.239
7	13.334	33.669	29.272	20.428	1'36.703	215,1	9:14'46.942
8	13.395	33.309	29.054	20.460	1'36.218	215,1	9:16'23.160
9	13.306	33.575	29.275	20.447	1'36.603	217,7	9:17'59.763
10	13.395	33.254	28.936	20.304	1'35.889	215,1	9:19'35.652
11	13.331	33.343	29.136	20.262	1'36.072	216,4	9:21'11.724
12	13.346	33.375	28.978	20.434	1'36.133	213,4	9:22'47.857
13	13.380	33.428	28.987	20.431	1'36.226	214,7	9:24'24.083
14	13.395	33.249	28.971	20.426	1'36.041	214,7	9:26'00.124
15	13.402	33.282	29.132	20.300	1'36.116	214,3	9:27'36.240
16	13.420	33.249	28.899	20.457	1'36.025	213,4	9:29'12.265
17	13.446	33.522	29.101	20.210	1'36.279	213,9	9:30'48.544
18	13.432	33.162	28.942	20.329	1'35.865	213,4	9:32'24.409
19	13.434	33.227	28.977	20.217	1'35.855	212,6	9:34'00.264
20	13.439	33.204	28.996	20.414	1'36.053	213,0	9:35'36.317
Race Time 32'19.321							

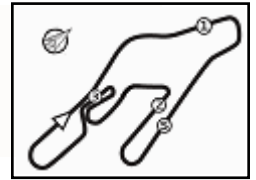
12 K. ANTONELLI (1'34.755)							
Lap	Seg.1	Seg.2	Seg.3	Seg.4	Lap Time	km/h	Local Time
1			28.953	20.370	1'42.355	211,8	9:04'59.351
2	13.550	33.238	28.825	20.210	1'35.823	211,8	9:06'35.174
3	13.506	33.081	28.695	20.200	1'35.482	212,2	9:08'10.656
4	13.504	33.104	28.710	20.125	1'35.443	212,6	9:09'46.099
5	13.494	33.109	28.636	20.103	1'35.342	213,0	9:11'21.441
6	13.478	32.948	28.599	19.965	1'34.990	213,0	9:12'56.431
7	13.491	33.171	28.729	20.071	1'35.462	212,6	9:14'31.893
8	13.488	33.415	28.754	20.019	1'35.676	212,6	9:16'07.569
9	13.456	33.219	28.540	20.022	1'35.237	212,6	9:17'42.806
10	13.458	33.136	28.677	20.062	1'35.333	212,6	9:19'18.139
11	13.454	32.980	28.476	19.928	1'34.838	213,4	9:20'52.977
12	13.426	33.083	28.694	20.277	1'35.480	213,9	9:22'28.457
13	13.453	33.173	28.670	20.292	1'35.588	213,0	9:24'04.045
14	13.455	32.916	28.560	20.074	1'35.005	213,9	9:25'39.050
15	13.409	32.880	28.544	19.993	1'34.826	213,4	9:27'13.876
16	13.391	33.345	28.699	20.051	1'35.486	213,0	9:28'49.362
17	13.409	32.925	28.566	19.855	1'34.755	213,9	9:30'24.117
18	13.384	33.027	28.612	20.053	1'35.076	213,9	9:31'59.193
19	13.423	32.844	28.754	20.052	1'35.073	213,9	9:33'34.266
20	13.418	33.065	28.705	20.190	1'35.378	213,4	9:35'09.644
Race Time 31'52.648							

13 J. WHARTON (1'35.212)							
Lap	Seg.1	Seg.2	Seg.3	Seg.4	Lap Time	km/h	Local Time
1			30.144	21.127	1'45.512	208,5	9:05'02.508
2	13.267	34.025	30.116	21.756	1'39.164	218,6	9:06'41.672
3	13.745	33.755	29.750	20.810	1'38.060	216,4	9:08'19.732
4	13.241	33.584	29.132	20.383	1'36.340	216,0	9:09'56.072
5	13.294	33.442	28.872	20.519	1'36.127	216,0	9:11'32.199
6	13.273	33.744	29.115	20.328	1'36.460	217,7	9:13'08.659
7	13.235	33.387	29.315	20.262	1'36.199	218,2	9:14'44.858
8	13.313	33.319	28.665	20.083	1'35.380	215,1	9:16'20.238
9	13.462	33.187	28.616	20.100	1'35.365	213,4	9:17'55.603

03/07/2022

P = Pits In/Out - C = Lap Time Cancelled

Powered by FICr PERUGIA TIMING



Vallelunga Auto 4.085 m

ACI Racing Weekend Vallelunga 2-3 Luglio 2022

Italian F4 Championship - Chronological Analysis Race 2

Start at 9:03'16.996

2 / 7

10	13.436	33.207	28.561	20.080	1'35.284	213,9	9:19'30.887	4	13.150	34.038	29.373	20.503	1'37.064	219,1	9:10'05.355
11	13.410	33.151	28.633	20.071	1'35.265	214,3	9:21'06.152	5	13.298	33.939	29.858	20.493	1'37.588	215,6	9:11'42.943
12	13.382	33.123	28.643	20.067	1'35.215	215,1	9:22'41.367	6	13.370	33.550	29.506	20.479	1'36.905	216,0	9:13'19.848
13	13.337	33.106	28.633	20.136	1'35.212	216,0	9:24'16.579	7	13.341	33.664	29.040	20.632	1'36.677	214,3	9:14'56.525
14	13.309	33.082	28.877	20.155	1'35.423	215,6	9:25'52.002	8	13.773	33.594	28.881	20.381	1'36.629	217,7	9:16'33.154
15	13.303	33.244	28.756	20.116	1'35.419	216,9	9:27'27.421	9	13.479	33.312	29.001	20.176	1'35.968	212,6	9:18'09.122
16	13.233	33.281	28.844	20.193	1'35.551	217,3	9:29'02.972	10	13.457	33.440	28.894	20.283	1'36.074	212,2	9:19'45.196
17	13.362	33.022	29.064	20.074	1'35.522	216,9	9:30'38.494	11	13.354	33.416	29.397	20.860	1'37.027	214,7	9:21'22.223
18	13.243	33.234	29.018	20.112	1'35.607	216,0	9:32'14.101	12	13.297	33.305	28.910	20.198	1'35.710	216,0	9:22'57.933
19	13.261	33.103	29.415	20.329	1'36.108	215,6	9:33'50.209	13	13.392	33.406	28.984	20.322	1'36.104	211,8	9:24'34.037
20	13.457	33.090	28.827	20.188	1'35.562	212,6	9:35'25.771	14	13.335	33.273	29.008	20.362	1'35.978	217,3	9:26'10.015

Race Time 32'08.775

14 F. LUND (1'36.283)

Lap	Seg.1	Seg.2	Seg.3	Seg.4	Lap Time	km/h	Local Time
1		34.498	31.556	21.507	1'51.729	215,1	9:05'08.725
2	13.327	34.141	30.396	20.912	1'38.776	214,3	9:06'47.501
3	13.510	34.455	29.317	20.504	1'37.786	209,7	9:08'25.287
4	13.426	34.021	29.343	20.531	1'37.321	214,3	9:10'02.608
5	13.491	33.705	29.255	20.575	1'37.026	212,6	9:11'39.634
6	13.503	33.587	29.243	20.596	1'36.929	213,0	9:13'16.563
7	13.507	33.569	29.132	20.459	1'36.667	212,6	9:14'53.230
8	13.525	33.561	29.302	20.444	1'36.832	213,4	9:16'30.062
9	13.517	33.585	29.209	20.519	1'36.830	213,0	9:18'06.892
10	13.475	33.407	29.273	20.641	1'36.796	213,9	9:19'43.688
11	13.387	33.758	29.960	21.082	1'38.187	213,4	9:21'21.875
12	13.471	33.916	29.196	20.381	1'36.964	212,2	9:22'58.839
13	13.498	33.532	29.091	20.391	1'36.512	211,8	9:24'35.351
14	13.521	33.494	29.030	20.316	1'36.361	211,8	9:26'11.712
15	13.541	33.531	28.975	20.308	1'36.355	211,4	9:27'48.067
16	13.525	33.466	29.037	20.345	1'36.373	211,8	9:29'24.440
17	13.535	33.414	29.064	20.272	1'36.285	211,8	9:31'00.725
18	13.497	33.762	28.929	20.285	1'36.473	210,1	9:32'37.198
19	13.495	33.443	29.013	20.332	1'36.283	211,4	9:34'13.481
20	13.389	33.480	29.380	20.582	1'36.831	214,7	9:35'50.312

Race Time 32'33.316 + 25.000Pen

15 N. BEDRIN (1'35.449)

Lap	Seg.1	Seg.2	Seg.3	Seg.4	Lap Time	km/h	Local Time
1		34.456	30.525	22.259	1'47.865	219,1	9:05'04.861
2	13.555	33.688	29.114	20.640	1'36.997	213,0	9:06'41.858
3	13.333	33.812	29.724	20.725	1'37.594	217,3	9:08'19.452
4	13.358	33.372	29.084	20.390	1'36.204	215,1	9:09'55.656
5	13.298	33.361	29.045	20.490	1'36.194	215,1	9:11'31.850
6	13.222	33.913	28.964	20.389	1'36.488	217,3	9:13'08.338
7	13.277	33.360	29.211	20.284	1'36.132	216,4	9:14'44.470
8	13.461	33.965	29.121	20.351	1'36.898	213,0	9:16'21.368
9	13.413	33.359	28.778	20.276	1'35.826	213,9	9:17'57.194
10	13.463	33.429	28.726	20.186	1'35.804	213,9	9:19'32.998
11	13.451	33.254	28.739	20.271	1'35.715	212,6	9:21'08.713
12	13.502	33.305	28.739	20.227	1'35.773	213,0	9:22'44.486
13	13.459	33.263	28.771	20.232	1'35.725	214,3	9:24'20.211
14	13.479	33.327	28.651	20.178	1'35.635	213,0	9:25'55.846
15	13.462	33.221	28.683	20.083	1'35.449	213,4	9:27'31.295
16	13.437	33.297	28.896	20.110	1'35.740	213,9	9:29'07.035
17	13.473	33.287	28.660	20.177	1'35.597	213,4	9:30'42.632
18	13.452	33.290	28.808	20.223	1'35.773	213,4	9:32'18.405
19	13.458	33.325	28.669	20.220	1'35.672	212,6	9:33'54.077
20	13.439	33.189	28.812	20.200	1'35.640		9:35'29.717

Race Time 32'12.721

17 E. FITTIPALDI (1'35.710)

Lap	Seg.1	Seg.2	Seg.3	Seg.4	Lap Time	km/h	Local Time
1		33.887	29.951	21.111	1'53.365	213,4	9:05'10.361
2	13.421	34.086	30.164	21.924	1'39.595	217,7	9:06'49.956
3	13.675	34.397	29.581	20.682	1'38.335	214,7	9:08'28.291

18 K. HWARANG (1'37.437)

Lap	Seg.1	Seg.2	Seg.3	Seg.4	Lap Time	km/h	Local Time
1		34.874	31.743	21.323	1'51.373	218,2	9:05'08.369
2	13.248	34.431	31.042	21.344	1'40.065	218,2	9:06'48.434
3	13.341	34.688	30.332	20.963	1'39.324	219,5	9:08'27.758
4	13.364	34.723	29.652	20.756	1'38.495	219,5	9:10'06.253
5	13.438	33.702	29.910	20.655	1'37.705	216,4	9:11'43.958
6	13.351	33.902	29.768	20.558	1'37.579	217,3	9:13'21.537
7	13.413	34.854	29.530	20.562	1'38.359	213,0	9:14'59.896
8	13.488	33.865	29.592	20.623	1'37.568	214,7	9:16'37.464
9	13.561	33.914	29.570	20.528	1'37.573	214,3	9:18'15.037
10	13.518	33.804	30.596	20.598	1'38.516	213,4	9:19'53.553
11	13.517	33.823	29.589	20.906	1'37.835	214,3	9:21'31.388
12	13.615	34.840	30.086	20.656	1'39.197	211,8	9:23'10.585
13	13.355	34.215	29.874	20.704	1'38.148	213,9	9:24'48.733
14	13.454	33.802	29.805	20.670	1'37.731	215,6	9:26'26.464
15	13.520	33.822	29.459	20.636	1'37.437	214,7	9:28'03.901
16	13.527	33.711	29.649	20.703	1'37.590	214,3	9:29'41.491
17	13.555	33.808	29.584	20.529	1'37.476	214,3	9:31'18.967
18	13.550	33.798	29.912	20.759	1'38.019	214,7	9:32'56.986
19	13.564	33.993	29.698	20.716	1'37.971	214,3	9:34'34.957
20	13.574	33.925	29.871	20.830	1'38.200	213,9	9:36'13.157

Race Time 32'56.161 + 25.000Pen

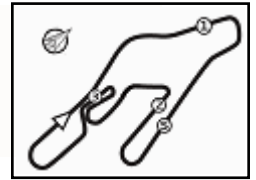
19 W. KARLSSON (1'35.769)

Lap	Seg.1	Seg.2	Seg.3	Seg.4	Lap Time	km/h	Local Time
1		34.750	31.245	21.430	1'49.314	219,1	9:05'06.310
2	13.644	34.161	30.581	21.197	1'39.583	218,6	9:06'45.893
3	14.208	33.969	29.141	20.540	1'37.858	216,4	9:08'23.751
4	13.480	33.459	29.208	20.380	1'36.527	216,0	9:10'00.278
5	13.384	33.500	29.326	20.869	1'37.079	217,7	9:11'37.357
6	14.001	33.553	29.127	20.370	1'37.051	213,9	9:13'14.408
7	13.472	33.465	28.939	20.331	1'36.207	216,4	9:14'50.615
8	13.341	33.516	29.147	20.564	1'36.568	217,7	9:16'27.183
9	13.339	33.815	28.899	20.312	1'36.365	213,0	9:18'03.548
10	13.531	33.380	28.842	20.178	1'35.931	215,6	9:19'39.479
11	13.459	33.234	28.789	20.294	1'35.776	216,9	9:21'15.255
12	13.428	33.340	28.987	20.287	1'36.042	217,7	9:22'51.297
13	13.372	33.510	29.046	20.360	1'36.288	218,6	9:24'27.585
14	13.329	33.920	28.996	20.380	1'36.625	220,4	9:26'04.210
15	13.340	33.807	28.874	20.252	1'36.273	217,3	9:27'40.483
16	13.308	34.057	29.238	20.586	1'37.189	216,0	9:29'17.672
17	13.522	33.353	28.879	20.212	1'35.966	214,7	9:30'53.638
18	13.488	33.449	29.046	20.251	1'36.234	214,3	9:32'29.872
19	13.517	33.257	28.840	20.155	1'35.769	216,0	9:34'05.641
20	13.492	33.279	28.939	20.225	1'35.935	215,6	9:35'41.576

03/07/2022

P = Pits In/Out - C = Lap Time Cancelled





ACI Racing Weekend Vallelunga 2-3 Luglio 2022

Italian F4 Championship - Chronological Analysis Race 2

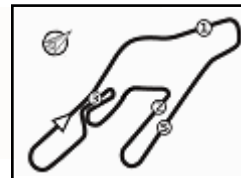
Start at 9:03'16.996

3 / 7

20 C. LAURSEN (1'35.363)								27 E. ISCHER (1'35.831)							
Lap	Seg.1	Seg.2	Seg.3	Seg.4	Lap Time	km/h	Local Time	Lap	Seg.1	Seg.2	Seg.3	Seg.4	Lap Time	km/h	Local Time
Race Time 32'24.580								Race Time 32'05.867							
1			30.400	21.042	1'46.097	214,7	9:05'03.093	1		35.493	30.239	21.396	1'53.156	209,3	9:05'10.152
2	13.416	33.669	29.959	21.354	1'38.398	215,6	9:06'41.491	2	13.549	33.987	29.823	21.346	1'38.705	216,0	9:06'48.857
3	13.496	33.656	29.121	20.350	1'36.623	208,5	9:08'18.114	3	13.336	34.289	29.897	21.294	1'38.816	215,1	9:08'27.673
4	13.397	33.413	29.459	20.252	1'36.521	213,9	9:09'54.635	4	13.411	33.855	29.123	20.669	1'37.058	213,4	9:10'04.731
5	13.446	33.198	28.963	20.214	1'35.821	212,2	9:11'30.456	5	13.336	34.250	30.367	20.727	1'38.680	213,9	9:11'43.411
6	13.402	33.151	28.798	20.308	1'35.659	213,9	9:13'06.115	6	13.348	33.738	29.379	20.503	1'36.968	213,9	9:13'20.379
7	13.380	33.355	29.134	20.285	1'36.154	214,3	9:14'42.269	7	13.350	33.789	29.087	20.482	1'36.708	213,9	9:14'57.087
8	13.368	33.303	29.135	20.209	1'36.015	214,3	9:16'18.284	8	13.391	33.986	29.334	20.334	1'37.045	216,0	9:16'34.132
9	13.315	33.360	28.989	20.176	1'35.840	215,1	9:17'54.124	9	13.477	33.424	28.846	20.284	1'36.031	213,0	9:18'10.163
10	13.396	33.163	28.812	20.126	1'35.497	213,4	9:19'29.621	10	13.443	33.542	28.960	20.535	1'36.480	212,6	9:19'46.643
11	13.336	33.245	28.898	20.105	1'35.584	214,3	9:21'05.205	11	13.475	33.575	29.076	20.849	1'36.975	211,4	9:21'23.618
12	13.351	33.112	28.852	20.163	1'35.478	214,7	9:22'40.683	12	13.425	33.985	28.781	20.308	1'36.499	210,1	9:23'00.117
13	13.412	33.050	28.789	20.112	1'35.363	215,1	9:24'16.046	13	13.396	33.489	29.046	20.337	1'36.268	213,9	9:24'36.385
14	13.357	32.969	28.989	20.197	1'35.512	215,6	9:25'51.558	14	13.293	33.565	29.571	20.409	1'36.838	215,6	9:26'13.223
15	13.402	33.096	28.870	20.136	1'35.504	213,4	9:27'27.062	15	13.340	33.763	29.350	20.620	1'37.073	213,4	9:27'50.296
16	13.380	33.100	28.728	20.170	1'35.378	213,4	9:29'02.440	16	13.498	33.366	28.868	20.294	1'36.026	212,6	9:29'26.322
17	13.380	33.174	28.987	20.138	1'35.679	215,1	9:30'38.119	17	13.475	34.722	29.102	20.286	1'37.585	203,4	9:31'03.907
18	13.355	33.060	28.894	20.185	1'35.494	213,4	9:32'13.613	18	13.525	33.346	28.761	20.199	1'35.831	211,4	9:32'39.738
19	13.377	33.128	30.273	20.372	1'37.150	212,6	9:33'50.763	19	13.511	33.474	28.889	20.229	1'36.103	211,8	9:34'15.841
20	13.394	33.330	28.868	20.265	1'35.857	213,9	9:35'26.620	20	13.490	33.297	29.133	20.380	1'36.300	212,2	9:35'52.141
Race Time 32'09.624								Race Time 32'35.145							
21 A. FRASSINETI (1'37.196)								28 V. KLUSS (1'35.842)							
Lap	Seg.1	Seg.2	Seg.3	Seg.4	Lap Time	km/h	Local Time	Lap	Seg.1	Seg.2	Seg.3	Seg.4	Lap Time	km/h	Local Time
1		34.683	31.640	21.051	1'50.758	218,6	9:05'07.754	1		34.659	30.846	21.714	1'48.814	212,6	9:05'05.810
2	13.489	34.025	30.657	21.067	1'39.238	215,1	9:06'46.992	2	13.466	34.016	30.592	20.751	1'38.825	216,9	9:06'44.635
3	13.969	34.995	29.788	20.838	1'39.590	217,7	9:08'26.582	3	13.437	33.894	29.273	20.591	1'37.195	216,9	9:08'21.830
4	13.561	33.842	29.383	20.660	1'37.446	215,1	9:10'04.028	4	13.326	33.813	29.131	20.597	1'36.867	216,4	9:09'58.697
5	13.494	33.861	29.442	20.681	1'37.478	213,0	9:11'41.506	5	13.350	33.837	29.194	20.423	1'36.804	215,6	9:11'35.501
6	13.544	33.894	29.292	20.532	1'37.262	213,9	9:13'18.768	6	13.370	33.442	29.155	20.354	1'36.321	215,6	9:13'11.822
7	13.517	33.698	29.567	20.905	1'37.687	214,3	9:14'56.455	7	13.354	33.705	28.958	20.376	1'36.393	214,7	9:14'48.215
8	13.710	34.045	30.305	20.625	1'38.685	214,3	9:16'35.140	8	13.341	33.622	28.772	20.306	1'36.041	208,9	9:16'24.256
9	13.513	33.748	29.328	20.607	1'37.196	215,6	9:18'12.336	9	13.454	33.392	29.010	20.358	1'36.214	212,2	9:18'00.470
10	13.548	33.699	29.383	20.682	1'37.312	214,3	9:19'49.648	10	13.422	33.342	28.947	20.363	1'36.074	212,6	9:19'36.544
11	13.547	33.796	29.323	21.664	1'38.330	213,9	9:21'27.978	11	13.459	33.354	29.048	20.270	1'36.131	212,6	9:21'12.675
12	13.563	33.715	29.555	20.580	1'37.413	214,7	9:23'05.391	12	13.441	33.197	28.916	20.343	1'35.897	213,4	9:22'48.572
13	13.568	33.776	29.572	20.625	1'37.541	214,3	9:24'42.932	13	13.388	33.204	28.915	20.422	1'35.929	214,7	9:24'24.501
14	13.569	33.755	29.316	20.612	1'37.252	214,7	9:26'20.184	14	13.334	33.284	28.999	20.482	1'36.099	215,6	9:26'00.600
15	13.585	33.771	29.417	20.660	1'37.433	214,3	9:27'57.617	15	13.382	33.239	29.098	20.432	1'36.151	214,3	9:27'36.751
16	13.602	33.905	29.552	20.478	1'37.537	213,4	9:29'35.154	16	13.339	33.333	28.798	20.379	1'35.849	214,3	9:29'12.600
17	13.615	34.014	29.578	20.670	1'37.877	212,6	9:31'13.031	17	13.283	33.643	29.185	20.309	1'36.420	215,1	9:30'49.020
18	13.629	34.141	29.693	20.644	1'38.107	210,9	9:32'51.138	18	13.331	33.468	28.797	20.246	1'35.842	213,9	9:32'24.862
19	13.641	33.829	29.650	20.701	1'37.821	212,6	9:34'28.959	19	13.339	33.395	28.926	20.293	1'35.953	214,3	9:34'00.815
20	13.664	34.471	30.050	20.669	1'38.854	211,4	9:36'07.813	20	13.387	33.343	28.859	20.357	1'35.946	214,3	9:35'36.761
Race Time 32'50.817								Race Time 32'19.765							
22 A. DUNNE (1'35.366)								29 A. RISHAB (1'37.036)							
Lap	Seg.1	Seg.2	Seg.3	Seg.4	Lap Time	km/h	Local Time	Lap	Seg.1	Seg.2	Seg.3	Seg.4	Lap Time	km/h	Local Time
1			29.995	21.151	1'45.306	210,5	9:05'02.302	1		35.458	30.381	21.701	1'52.276	206,9	9:05'09.272
2	13.222	34.038	29.918	20.614	1'37.792	214,3	9:06'40.094	2	13.422	33.912	30.390	21.264	1'38.988	213,0	9:06'48.260
3	13.484	33.592	29.333	20.521	1'36.930	213,0	9:08'17.024	3	13.467	34.462	30.086	20.817	1'38.832	215,1	9:08'27.092
4	13.417	33.466	28.887	20.268	1'36.038	213,4	9:09'53.062	4	13.434	33.815	29.392	20.566	1'37.207	213,4	9:10'04.299
5	13.427	33.336	28.772	20.279	1'35.814	213,4	9:11'28.876	5	13.368	34.109	29.773	20.491	1'37.741	213,0	9:11'42.040
6	13.460	33.395	28.974	20.270	1'36.099	213,0	9:13'04.975	6	13.530	34.012	29.474	20.622	1'37.638	211,8	9:13'19.678
7	13.506	33.291	28.780	20.219	1'35.796	212,6	9:14'40.771	7	13.605	1'08.365	29.530	20.619	2'12.119	195,7	9:15'31.797
8	13.500	33.577	28.761	20.206	1'36.044	211,4	9:16'16.815	8	13.792	33.784	29.203	20.480	1'37.259	209,3	9:17'09.056
9	13.490	33.382	28.686	20.180	1'35.738	212,2	9:17'52.553								
10	13.511	33.252	28.669	20.186	1'35.618	211,8	9:19'28.171								
11	13.517	33.215	28.600	20.034	1'35.366	213,0	9:21'03.537								
12	13.478	33.177	28.659	20.133	1'35.447	212,6	9:22'38.984								
13	13.506	33.167	28.621	20.153	1'35.447	213,9	9:24'14.431								
14	13.500	33.193	28.663	20.056	1'35.412	213,4	9:25'49.843								

03/07/2022 P = Pits In/Out - C = Lap Time Cancelled





Vallelunga Auto 4.085 m

ACI Racing Weekend Vallelunga 2-3 Luglio 2022

Italian F4 Championship - Chronological Analysis Race 2

Start at 9:03'16.996

4 / 7

9	13.771	33.707	29.132	20.426	1'37.036	208,1	9:18'46.092	12	13.274	33.116	28.831	20.211	1'35.432	217,3	9:22'39.515
10	13.740	33.732	29.136	20.492	1'37.100	209,3	9:20'23.192	13	13.292	33.204	28.743	20.205	1'35.444	216,9	9:24'14.959
								14	13.284	33.135	28.855	20.065	1'35.339	216,9	9:25'50.298

Race Time 17'06.196

33 B. BADOER							
Lap	Seg.1	Seg.2	Seg.3	Seg.4	Lap Time	km/h	Local Time
1		34.057	29.351	20.605	1'59.071	210,1	9:05'16.067
Race Time 1'59.071							

34 M. STENSHORNE (1'35.685)							
Lap	Seg.1	Seg.2	Seg.3	Seg.4	Lap Time	km/h	Local Time
1			30.615	21.346	1'46.778	215,1	9:05'03.774
2	13.478	33.562	29.766	21.105	1'37.911	213,4	9:06'41.685
3	13.342	33.777	29.579	20.393	1'37.091	215,6	9:08'18.776
4	13.441	33.479	29.062	20.385	1'36.367	214,7	9:09'55.143
5	13.358	33.393	29.261	20.337	1'36.349	214,3	9:11'31.492
6	13.507	33.547	29.102	20.237	1'36.393	213,4	9:13'07.885
7	13.494	33.412	30.095	20.410	1'37.411	213,4	9:14'45.296
8	13.330	33.476	29.459	20.378	1'36.643	215,6	9:16'21.939
9	13.367	33.399	29.083	20.206	1'36.055	215,1	9:17'57.994
10	13.425	33.366	29.004	20.138	1'35.933	215,6	9:19'33.927
11	13.432	33.375	28.954	20.278	1'36.039	214,3	9:21'09.966
12	13.469	33.242	29.097	20.194	1'36.002	214,7	9:22'45.968
13	13.469	33.359	29.057	20.147	1'36.032	214,7	9:24'22.000
14	13.475	33.238	28.962	20.104	1'35.779	214,7	9:25'57.779
15	13.482	33.249	28.977	20.075	1'35.783	214,3	9:27'33.562
16	13.480	33.317	28.889	19.999	1'35.685	213,9	9:29'09.247
17	13.483	33.248	28.933	20.026	1'35.690	214,3	9:30'44.937
18	13.467	33.245	29.049	20.165	1'35.926	213,9	9:32'20.863
19	13.503	33.317	29.043	20.060	1'35.923	213,9	9:33'56.786
20	13.469	33.195	29.059	20.044	1'35.767	214,3	9:35'32.553
Race Time 32'15.557							

36 I. AKHMED (1'37.769)							
Lap	Seg.1	Seg.2	Seg.3	Seg.4	Lap Time	km/h	Local Time
1		36.555	30.952	21.341	1'54.272	205,3	9:05'11.268
2	13.661	35.069	30.080	21.055	1'39.865	208,9	9:06'51.133
3	13.483	34.384	30.560	21.722	1'40.149	213,9	9:08'31.282
4	14.450	34.921	30.391	20.806	1'40.568	211,8	9:10'11.850
5	13.608	34.076	29.601	20.812	1'38.097	210,1	9:11'49.947
6	13.717	34.050	29.676	20.788	1'38.231	208,9	9:13'28.178
7	13.659	34.628	29.555	20.793	1'38.635	208,5	9:15'06.813
8	13.665	33.981	29.652	20.869	1'38.167	210,9	9:16'44.980
9	13.657	34.269	29.693	20.887	1'38.506	210,1	9:18'23.486
10	13.657	34.380	29.618	20.924	1'38.579	208,9	9:20'02.065
11	13.598	34.106	30.367	20.694	1'38.765	213,0	9:21'40.830
12	13.627	34.018	30.034	20.957	1'38.636	210,5	9:23'19.466
13	13.658	34.098	29.888	20.962	1'38.606	214,3	9:24'58.072
14	13.580	35.719	29.417	20.941	1'39.657	206,5	9:26'37.729
15	13.664	33.998	29.502	20.605	1'37.769	209,7	9:28'15.498
16	13.612	34.264	29.581	20.599	1'38.056	209,7	9:29'53.554
17	13.648	37.777	30.596	21.788	1'43.809	199,6	9:31'37.363
Race Time 28'20.367							

37 K. SZTUKA (1'35.310)							
Lap	Seg.1	Seg.2	Seg.3	Seg.4	Lap Time	km/h	Local Time
1			30.083	20.658	1'44.165	210,5	9:05'01.161
2	13.602	34.739	30.226	20.751	1'39.318	210,9	9:06'40.479
3	13.321	33.571	29.435	20.613	1'36.940	216,9	9:08'17.419
4	13.302	33.470	29.111	20.313	1'36.196	215,6	9:09'53.615
5	13.328	33.329	28.875	20.246	1'35.778	215,6	9:11'29.393
6	13.277	33.184	29.159	20.357	1'35.977	219,1	9:13'05.370
7	13.274	33.497	28.933	20.230	1'35.934	216,4	9:14'41.304
8	13.320	33.628	28.906	20.204	1'36.058	212,2	9:16'17.362
9	13.318	33.296	28.910	20.127	1'35.651	216,9	9:17'53.013
10	13.285	33.389	28.786	20.139	1'35.599	216,9	9:19'28.612
11	13.292	33.307	28.816	20.056	1'35.471	217,3	9:21'04.083

03/07/2022

P = Pits In/Out - C = Lap Time Cancelled

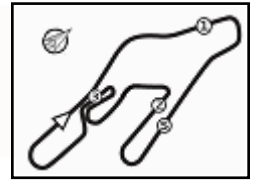
12	13.274	33.116	28.831	20.211	1'35.432	217,3	9:22'39.515
13	13.292	33.204	28.743	20.205	1'35.444	216,9	9:24'14.959
14	13.284	33.135	28.855	20.065	1'35.339	216,9	9:25'50.298
15	13.271	33.333	28.784	20.170	1'35.558	217,3	9:27'25.856
16	13.262	33.336	28.769	20.053	1'35.420	215,6	9:29'01.276
17	13.265	33.234	29.050	20.075	1'35.624	216,9	9:30'36.900
18	13.291	33.190	28.798	20.031	1'35.310	217,3	9:32'12.210
19	13.243	33.257	28.835	20.077	1'35.412	217,3	9:33'47.622
20	13.253	33.204	28.943	20.269	1'35.669	216,9	9:35'23.291
Race Time 32'06.295							

38 V. RINICELLA (1'36.185)							
Lap	Seg.1	Seg.2	Seg.3	Seg.4	Lap Time	km/h	Local Time
1		34.863	30.676	21.665	1'48.987	215,1	9:05'05.983
2	13.450	34.451	30.382	20.730	1'39.013	217,7	9:06'44.996
3	13.358	33.997	29.447	20.544	1'37.346	213,4	9:08'22.342
4	13.431	33.767	29.211	20.487	1'36.896	213,4	9:09'59.238
5	13.425	33.674	29.293	20.400	1'36.792	213,0	9:11'36.030
6	13.422	33.598	29.083	20.473	1'36.576	214,7	9:13'12.606
7	13.478	33.734	29.409	20.486	1'37.107	213,0	9:14'49.713
8	13.560	33.875	29.262	20.496	1'37.193	212,2	9:16'26.906
9	13.592	34.309	29.380	20.420	1'37.701	209,3	9:18'04.607
10	13.576	33.765	29.356	20.402	1'37.099	211,4	9:19'41.706
11	13.586	33.759	29.706	20.414	1'37.465	211,8	9:21'19.171
12	13.614	33.561	29.135	20.340	1'36.650	210,9	9:22'55.821
13	13.643	33.722	28.935	20.240	1'36.540	211,8	9:24'32.361
14	13.615	33.497	28.826	20.247	1'36.185	213,0	9:26'08.546
15	13.578	33.622	28.845	20.223	1'36.268	212,2	9:27'44.814
16	13.577	33.537	28.965	20.193	1'36.272	212,2	9:29'21.086
17	13.577	33.638	29.256	20.306	1'36.777	210,5	9:30'57.863
18	13.548	33.793	29.382	20.270	1'36.993	211,4	9:32'34.856
19	13.584	33.551	29.146	20.397	1'36.678	212,2	9:34'11.534
20	13.588	33.516	28.949	20.164	1'36.217	210,5	9:35'47.751
Race Time 32'30.755							

41 J. RIED (1'35.841)							
Lap	Seg.1	Seg.2	Seg.3	Seg.4	Lap Time	km/h	Local Time
1		34.727	30.851	21.711	1'48.419	213,9	9:05'05.415
2	13.512	34.070	34.148	22.393	1'44.123	215,6	9:06'49.538
3	13.347	33.870	30.363	20.967	1'38.547	216,4	9:08'28.085
4	13.172	33.961	29.265	20.496	1'36.894	214,3	9:10'04.979
5	13.155	33.720	30.091	20.435	1'37.401	216,9	9:11'42.380
6	13.282	33.784	29.201	20.585	1'36.852	216,9	9:13'19.232
7	13.300	33.829	28.976	20.331	1'36.436	215,6	9:14'55.668
8	13.457	33.411	28.989	20.313	1'36.170	212,6	9:16'31.838
9	13.403	33.269	29.057	20.311	1'36.040	213,9	9:18'07.878
10	13.246	33.679	29.131	20.497	1'36.553	216,9	9:19'44.431
11	13.159	33.563	29.675	20.548	1'36.945	215,6	9:21'21.376
12	13.460	33.213	28.866	20.302	1'35.841	213,4	9:22'57.217
13	13.376	33.431	29.036	20.518	1'36.361	213,0	9:24'33.578
14	13.343	33.328	29.033	20.386	1'36.090	215,1	9:26'09.668
15	13.339	33.338	29.165	20.343	1'36.185	215,1	9:27'45.853
16	13.266	33.599	29.086	20.396	1'36.347	216,4	9:29'22.200
17	13.292	33.501	29.165	20.485	1'36.443	215,6	9:30'58.643
18	13.228	33.779	29.547	20.543	1'37.097	215,6	9:32'35.740
19	13.271	33.421	29.351	20.742			



6.5



Vallelunga Auto 4.085 m

7 / 7

ACI Racing Weekend Vallelunga 2-3 Luglio 2022 Italian F4 Championship - Chronological Analysis Race 2

Start at 9:03'16.996

4	13.753	34.038	29.602	1'04.882	2'22.275P	209,3	9:11'23.552
5	30.603	44.617	29.879	20.334	2'05.433P	149,0	9:13'28.985
6	13.531	36.494	29.226	20.378	1'39.629	206,9	9:15'08.614
7	13.595	33.615	28.949	20.406	1'36.565	210,9	9:16'45.179
8	13.810	33.965	34.612	20.898	1'43.285	216,0	9:18'28.464
9	13.708	33.594	28.866	20.256	1'36.424	209,3	9:20'04.888
10	13.600	33.546	28.968	20.389	1'36.503	210,9	9:21'41.391
11	13.536	33.830	29.498	20.630	1'37.494	213,9	9:23'18.885
12	13.775	34.018	29.114	20.382	1'37.289	213,9	9:24'56.174
13	13.653	33.461	28.851	20.218	1'36.183	210,5	9:26'32.357
14	13.652	33.751	28.732	20.194	1'36.329	210,1	9:28'08.686

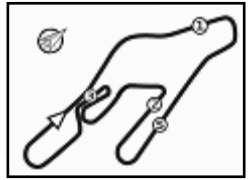
Race Time 24'51.690

03/07/2022

P = Pits In/Out - C = Lap Time Cancelled

Powered by FICr PERUGIA TIMING

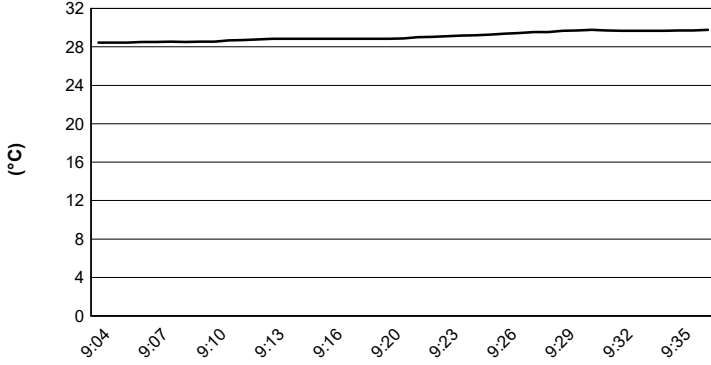




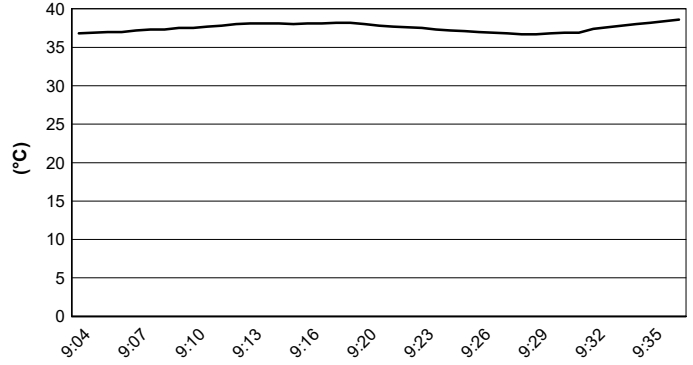
Vallelunga Auto 4.085 m

ACI Racing Weekend Vallelunga 2-3 Luglio 2022
Italian F4 Championship - Weather Report Race 2
 Session started 09:04 - Session ended 9:37

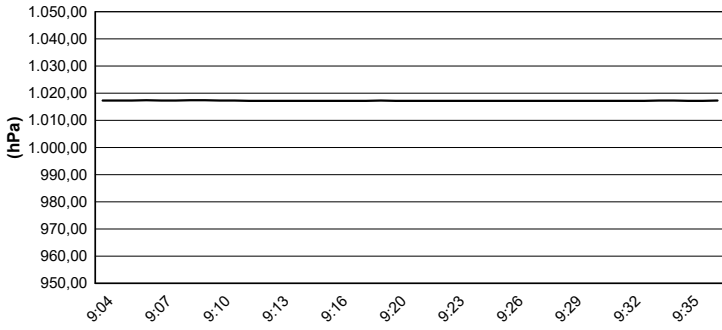
Air Temperature



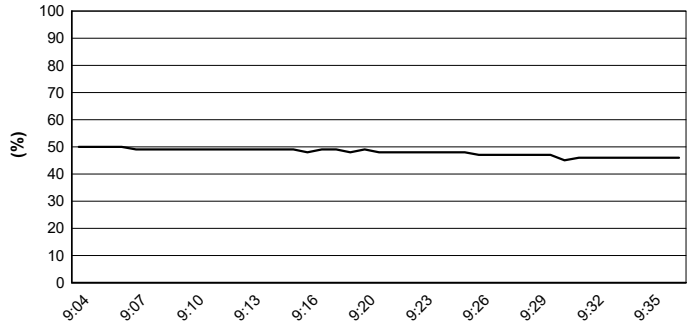
Track Temperature



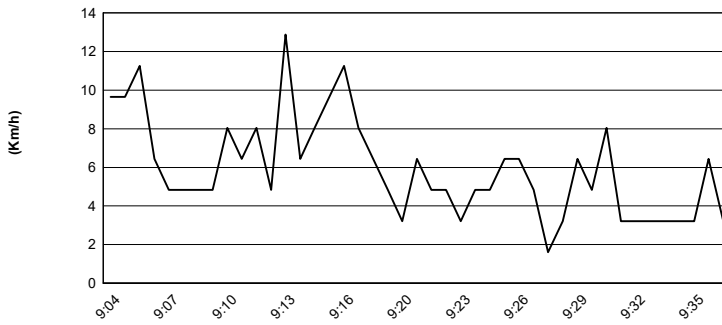
Air Pressure



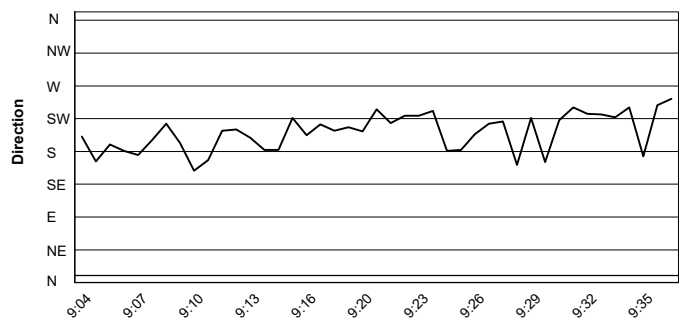
Humidity



Wind Speed

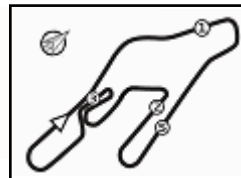


Wind Direction



03/07/2022





Vallelunga Auto 4.085 m

ACI Racing Weekend Vallelunga 2-3 Luglio 2022

Italian F4 Championship - Starting Grid Race 2 (Duration: 30' +1 Lap)

19	8	MASCHIO G. AS Motorsport	Tatuus 1'37.555	36	AKHMED I. AKM Motorsport	Tatuus 1'37.182
18	29	RISHAB A. BWR Motorsport	Tatuus 1'36.808	81	MONTEIRO N. Cram Motorsport	Tatuus 1'36.792
17	82	NETO N. Cram Motorsport	Tatuus 1'36.791	79	MARKOGIANNIS G. Cram Motorsport	Tatuus 1'36.382
16	18	HWARANG K. BVM Racing	Tatuus 1'36.356	62	QUONDAMCARLO M. AS Motorsport	Tatuus 1'36.271
15	14	LUND F. R-ACE GP	Tatuus 1'36.188	72	FITZGERALD A. R-ACE GP	Tatuus 1'36.146
14	21	FRASSINETI A. Cars Racing	Tatuus 1'36.061	48	SPERANDIO E. Maffi Racing	Tatuus 1'36.034
13	96	CASTRO J. Van Amersfoort Racing	Tatuus 1'35.851	27	ISCHER E. Jenzer Motorsport	Tatuus 1'35.819
12	78	BLOKINA V. PHM Racing	Tatuus 1'35.707	19	KARLSSON W. BVM Racing	Tatuus 1'35.670
11	38	RINICELLA V. AKM Motorsport	Tatuus 1'35.586	9	SPINA A. BWR Motorsport	Tatuus 1'35.495
10	89	DOMINGUES I. Iron Lynx	Tatuus 1'35.448	28	KLUSS V. Jenzer Motorsport	Tatuus 1'35.377
9	41	RIED J. PHM Racing	Tatuus 1'35.364	17	FITTIPALDI E. Van Amersfoort Racing	Tatuus 1'35.274
8	11	PERINO P. US Racing	Tatuus 1'35.258	83	WEUG M. Iron Dames	Tatuus 1'35.136
7	15	BEDRIN N. PHM Racing	Tatuus 1'35.135	34	STENSHORNE M. Van Amersfoort Racing	Tatuus 1'35.088
6	33	BADOER B. Van Amersfoort Racing	Tatuus 1'35.078	20	LAURSEN C. Prema Racing	Tatuus 1'34.980
5	44	BOHRA N. US Racing	Tatuus 1'34.900	22	DUNNE A. US Racing	Tatuus 1'34.874
4	13	WHARTON J. Prema Racing	Tatuus 1'34.826	77	BARNARD T. PHM Racing	Tatuus 1'34.814
3	52	AMAND M. US Racing	Tatuus 1'34.747	7	WURZ C. Prema Racing	Tatuus 1'34.632
2	37	SZTUKA K. US Racing	Tatuus 1'34.585	88	CAMARA R. Prema Racing	Tatuus 1'34.409
1	12	ANTONELLI K. Prema Racing	Tatuus 1'34.275			

