
ACI Racing Weekend Imola, 28-29 Ottobre 2023
Campionato Italiano Gran Turismo Sprint - Classifica Libere 1

Imola Circuit 4.909 m

1 / 3

	Conduattore 1 Num. Concorrente	Conduattore 2 Team	Auto	Classe	Tempo	Dist.	Media	Giri
1	20 SCHIAVONI Claudio (ITA) IRON LYNX	CRESSONI Matteo (ITA) Iron Lynx	LAMBORGHINI HURACÁN EVO 2	GT3-GT3PA	1'43.049		171,495	19
2	51 NURMI Luka (FIN) AF CORSE	CASTRO Jules (BEL) AF Corse	FERRARI 488	GT3-GT3PA	1'43.238	0.189	171,181	25
3	63 MICHELOTTO Mattia (ITA) VSR	LIBERATI Edoardo (ITA) VSR	LAMBORGHINI HURACÁN EVO 2	GT3-GT3PR	1'43.429	0.380	170,865	21
4	52 WHITE Stuart (ZAF) AF CORSE	D'AURIA Jean-Luc (CHE) AF Corse	FERRARI 488	GT3-GT3PR	1'43.610	0.561	170,567	25
5	7 KLINGMANN Jens (DEU) BMW ITALIA CECCATO RACING	SPENGLER Bruno (CAN) BMW Italia Ceccato Racing	BMW M4 GT3	GT3-GT3PR	1'43.717	0.668	170,391	21
6	54 DENES Philippe (USA) IMPERIALE SPORT CAR SERVICE	GVAZAVA Dmitriy (KGZ) Imperiale Sport Car	LAMBORGHINI HURACÁN	GT3-GT3PA	1'43.808	0.759	170,241	23
7	19 LLARENA Mateo (ITA) VSR	MOULIN Baptiste (BEL) VSR	LAMBORGHINI HURACÁN EVO 2	GT3-GT3PR	1'43.917	0.868	170,063	20
8	9 DELEDDA Alessio (ITA) OREGON TEAM	PULCINI Leonardo (ITA) Oregon Team	LAMBORGHINI HURACÁN	GT3-GT3PR	1'43.940	0.891	170,025	18
9	23 COLUCCIO Luigi (ITA) BEST LAP	MAZZOLA Rocco (ITA) Best Lap	FERRARI 488	GT3-GT3PA	1'44.069	1.020	169,814	22
10	55 GRECO Matteo (ITA) NOVA RACE EVENTS	GNOS Axel (CHE) Nova Race Events	HONDA NSX	GT3-GT3PA	1'44.272	1.223	169,484	18
11	60 PETROV Artem (ISR) VSR	CAZZANIGA Riccardo (ITA) VSR	LAMBORGHINI HURACÁN EVO 2	GT3-GT3PR	1'44.408	1.359	169,263	22
12	8 TAMBURINI Carlo (ITA) BMW ITALIA CECCATO RACING	DE LUCA Francesco (ITA) BMW Italia Ceccato Racing	BMW M4 GT3	GT3-GT3PA	1'44.531	1.482	169,064	19
13	3 BIAGI Thomas (SMR) EASY RACE	PONZIO Riccardo (ITA) Easy Race	FERRARI 296	GT3-GT3PR	1'45.057	2.008	168,217	18
14	6 KELSTRUP Georg (DNK) AKM MOTORSPORT	SANDRUCCI Gustavo (ITA) AKM Motorsport	MERCEDES SLS AMG	GT3-GT3PA	1'45.585	2.536	167,376	9
15	77 MAGNONI Luca (ITA) NOVA RACE EVENTS	BODELLINI Andrea (ITA) Nova Race Events	HONDA NSX	GT3-GT3AM	1'46.205	3.156	166,399	21
16	16 CIGLIA Massimo (ITA) IMPERIALE SPORT CAR SERVICE	FASCICOLO Giuseppe (ITA) Imperiale Sport Car	LAMBORGHINI HURACÁN EVO 1	GT3-GT3AM	1'46.212	3.163	166,388	21
17	112 DI GIUSTO Mattia (ITA) OMBRA RACING	CECOTTO Jonathan (MCO) Ombra Racing	PORSCHE 992	GTCPA	1'46.222	3.173	166,372	21
18	199 COLAVITA Leonardo (ITA) COLAVITA GIOVANNI	MAGGI Giorgio (CHE) Double TT Racing	FERRARI 488	GTCPA	1'46.850	3.801	165,394	23
19	172 VEBSTER Daniel (SWE) DL RACING	SEGÙ Luca (ITA) Lamborghini Roma DL Racing	LAMBORGHINI HURACÁN	GTCPA	1'46.859	3.810	165,381	17
20	222 PEZZUCCHI Stefano (ITA) KRYPTON MOTORSPORT	PASTORELLI Luca (ITA) Krypton Motorsport	PORSCHE 992	GTCAM	1'47.030	3.981	165,116	16
21	106 POLLINI Giacomo (ITA) POLLINI GIACOMO	POLLINI Matteo (ITA) Giacomo Race	LAMBORGHINI HURACÁN	GTCPA	1'47.070	4.021	165,055	23
22	163 RANDAZZO Piergiacomo (ITA) VSR	STADSBADER Gilles (BEL) VSR	LAMBORGHINI HURACÁN ST	GTCPA	1'47.071	4.022	165,053	14
23	206 ZANON Ignazio (ITA) VSR	VSR	LAMBORGHINI HURACÁN ST	GTCAM	1'47.081	4.032	165,038	13
24	272 FABI Alessandro (ITA) DL RACING	RIVA Giacomo (ITA) Lamborghini Roma DL Racing	LAMBORGHINI HURACÁN	GTCAM	1'47.333	4.284	164,650	25
25	203 PAPI Cosimo (ITA) EBIMOTORS	PERONI Costantino (ITA) EbiMotors	PORSCHE 991.2 GT3 CUP	GTCAM	1'48.156	5.107	163,397	20
26	271 LIANA Nicolò (ITA)	VALORI Ronnie (ITA)						

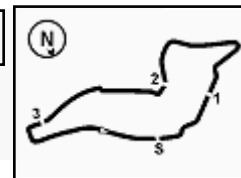
Direttore di Gara : Massimiliano Ghinassi

Direttore di Prova : Alessandro Ferrari

27/10/2023 Inizio 11:00 Fine 11:51

Esposta alle:




ACI Racing Weekend Imola, 28-29 Ottobre 2023
Campionato Italiano Gran Turismo Sprint - Classifica Libere 1

Imola Circuit 4.909 m

2 / 3

	EBIMOTORS	Ebimotors	PORSCHE 991.2 GT3 CUP	GTCAM	1'48.605	5.556	162,722	21
27	248 ALESSANDRI Pierluigi (ITA) DL RACING	Lamborghini Roma DL Racing	LAMBORGHINI HURACAN	GTCAM	1'48.759	5.710	162,491	22
28	290 SCARPETTA Vincenzo (ITA) FORMULA RACING	Formula Racing	FERRARI 488	GTCAM	1'49.035	5.986	162,080	22
29	223 LOCANTO Diego (ITA) DL RACING	CASSARÀ Marco (ITA) DL Racing	LAMBORGHINI HURACAN	GTCAM	1'49.111	6.062	161,967	23
30	202 D'AURIA Ferdinando (ITA) HC RACING	OLIVA Gaetano (ITA) HC Racing	LAMBORGHINI HURACAN	GTCAM	1'49.120	6.071	161,954	24
31	247 CARMINATI Ettore (ITA) CARMINATI ETTORE	CRM Motorsport	LAMBORGHINI HURACAN	GTCAM	1'49.256	6.207	161,752	11
32	234 LUVISI Matteo (ITA) GDL RACING	CROCCOLINO Filippo (ITA) GDL Racing	PORSCHE 991	GTCAM	1'49.684	6.635	161,121	23
33	209 MALERBA Bruno (ITA) IRON LYNX	MALERBA Fabio (ITA) Iron Lynx	LAMBORGHINI HURACAN	GTCAM	1'49.953	6.904	160,727	20
34	296 DEL COL Leonardo (ITA) EASY RACE	PIERANTONI Emiliano (ITA) Easy Race	FERRARI 488	GTCAM	1'50.126	7.077	160,474	22
35	208 PRIVITELIO Luciano (SMR) IRON LYNX	Iron Lynx	LAMBORGHINI HURACAN ST EVO 2	GTCAM	1'51.567	8.518	158,402	21
36	233 GRISI Alberto (ITA) GRISI ALBERTO	ABBATI Massimo (ITA)	PORSCHE 991	GTCAM	2'12.115	29.066	133,765	3

Umidità	51%	ARIA	22°C
Condizioni	DRY	Pista	22°C

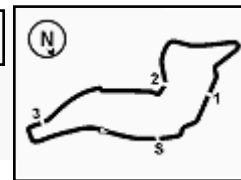
Direttore di Gara : Massimiliano Ghinassi

Direttore di Prova : Alessandro Ferrari

27/10/2023 Inizio 11:00 Fine 11:51

Esposta alle:




ACI Racing Weekend Imola, 28-29 Ottobre 2023
Campionato Italiano Gran Turismo Sprint - Classifica Libere 1
Penalty and Infringement

11.05	55	Nova Race Events	Time Deleted (1'47.466) - Exceeded Track Limits - Turn 10
11.06	60	VSR	Time Deleted (1'45.429) - Exceeded Track Limits - Turn 10
11.09	203	Ebimotors	Time Deleted (1'52.026) - Exceeded Track Limits - Turn 10
11.09	112	Ombra Racing	Time Deleted (1'48.021) - Exceeded Track Limits - Turn 13
11.10	52	AF Corse	Time Deleted (1'45.878) - Exceeded Track Limits - Turn 10
11.10	203	Ebimotors	Time Deleted (1'49.096) - Exceeded Track Limits - Turn 10
11.12	248	DL Racing	Time Deleted (1'51.706) - Exceeded Track Limits - Turn 14
11.14	52	AF Corse	Time Deleted (1'46.092) - Exceeded Track Limits - Turn 16
11.15	7	BMW Italia Ceccato Racing	Time Deleted (1'46.326) - Exceeded Track Limits - Turn 14
11.17	7	BMW Italia Ceccato Racing	Time Deleted (1'43.292) - Exceeded Track Limits - Turn 10
11.17	55	Nova Race Events	Time Deleted (1'49.993) - Exceeded Track Limits - Turn 10
11.19	54	Imperiale Sport Car Service	Time Deleted (1'45.148) - Exceeded Track Limits - Turn 10
11.23	206	VSR	Time Deleted (1'47.927) - Exceeded Track Limits - Turn 10
11.23	51	AF Corse	Time Deleted (4'21.664) - Exceeded Track Limits - Turn 16
11.23	203	Ebimotors	Time Deleted (2'08.498) - Exceeded Track Limits - Turn 10
11.24	52	AF Corse	Time Deleted (1'46.485) - Exceeded Track Limits - Turn 10
11.25	19	VSR	Time Deleted (1'52.137) - Exceeded Track Limits - Turn 10
11.25	222	Krypton Motorsport	Time Deleted (4'24.477) - Exceeded Track Limits - Turn 16
11.26	54	Imperiale Sport Car Service	Time Deleted (1'43.634) - Exceeded Track Limits - Turn 10
11.29	7	BMW Italia Ceccato Racing	Time Deleted (2'01.555) - Exceeded Track Limits - Turn 14
11.29	51	AF Corse	Time Deleted (1'49.329) - Exceeded Track Limits - Turn 13
11.30	55	Nova Race Events	Time Deleted (1'47.671) - Exceeded Track Limits - Turn 10
11.31	77	Nova Race Events	Time Deleted (1'50.077) - Exceeded Track Limits - Turn 10
11.31	222	Krypton Motorsport	Time Deleted (1'55.822) - Exceeded Track Limits - Turn 13
11.31	51	AF Corse	Time Deleted (1'47.075) - Exceeded Track Limits - Turn 13
11.32	9	Oregon Team	Time Deleted (1'48.564) - Exceeded Track Limits - Turn 13
11.32	248	DL Racing	Time Deleted (1'51.740) - Exceeded Track Limits - Turn 13
11.33	52	AF Corse	Time Deleted (1'45.505) - Exceeded Track Limits - Turn 10
11.34	54	Imperiale Sport Car Service	Time Deleted (1'46.360) - Exceeded Track Limits - Turn 10
11.34	8	BMW Italia Ceccato Racing	Time Deleted (1'45.738) - Exceeded Track Limits - Turn 14
11.35	52	AF Corse	Time Deleted (1'44.827) - Exceeded Track Limits - Turn 10
11.35	9	Oregon Team	Time Deleted (1'44.924) - Exceeded Track Limits - Turn 10
11.36	8	BMW Italia Ceccato Racing	Time Deleted (1'45.063) - Exceeded Track Limits - Turn 14
11.36	7	BMW Italia Ceccato Racing	Time Deleted (1'43.384) - Exceeded Track Limits - Turn 10
11.38	63	VSR	Time Deleted (1'43.599) - Exceeded Track Limits - Turn 14
11.38	51	AF Corse	Time Deleted (1'45.324) - Exceeded Track Limits - Turn 13
11.39	55	Nova Race Events	Time Deleted (2'04.037) - Exceeded Track Limits - Turn 10
11.40	272	DL Racing	Time Deleted (1'50.377) - Exceeded Track Limits - Turn 14
11.40	51	AF Corse	Time Deleted (1'44.803) - Exceeded Track Limits - Turn 14
11.40	208	Iron Lynx	Time Deleted (1'53.656) - Exceeded Track Limits - Turn 10
11.40	52	AF Corse	Time Deleted (1'46.200) - Exceeded Track Limits - Turn 10
11.41	54	Imperiale Sport Car Service	Time Deleted (1'45.008) - Exceeded Track Limits - Turn 10
11.42	202	HC Racing	Time Deleted (1'50.151) - Exceeded Track Limits - Turn 10
11.42	55	Nova Race Events	Time Deleted (1'52.000) - Exceeded Track Limits - Turn 10
11.42	208	Iron Lynx	Time Deleted (2'54.833) - Exceeded Track Limits - Turn 16
11.43	16	Imperiale Sport Car Service	Time Deleted (1'47.409) - Exceeded Track Limits - Turn 13
11.43	54	Imperiale Sport Car Service	Time Deleted (1'45.147) - Exceeded Track Limits - Turn 10
11.44	112	Ombra Racing	Time Deleted (1'46.464) - Exceeded Track Limits - Turn 13
11.44	52	AF Corse	Time Deleted (1'45.352) - Exceeded Track Limits - Turn 10
11.45	52	AF Corse	Time Deleted (1'44.721) - Exceeded Track Limits - Turn 10

Fastest Laps Sequence

Num.	Concorrente	Naz	Team	Auto	Local Time	Tempo	Dist.	Media
7	J. KLINGMANN	DEU	BMW Italia Ceccato Racing	BMW M4 GT3	11:03'45.012	1'46.208		166,394
7	J. KLINGMANN	DEU	BMW Italia Ceccato Racing	BMW M4 GT3	11:05'28.739	1'43.727	-2.481	170,374
7	J. KLINGMANN	DEU	BMW Italia Ceccato Racing	BMW M4 GT3	11:07'12.456	1'43.717	-0.010	170,391
20	C. SCHIAVONI	ITA	Iron Lynx	Lamborghini Huracàn Evo 2	11:14'11.651	1'43.557	-0.160	170,654
20	C. SCHIAVONI	ITA	Iron Lynx	Lamborghini Huracàn Evo 2	11:15'54.700	1'43.049	-0.508	171,495

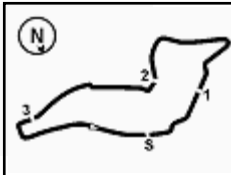
Direttore di Gara : Massimiliano Ghinassi

Direttore di Prova : Alessandro Ferrari

27/10/2023 Inizio 11:00 Fine 11:51

Esposta alle:




ACI Racing Weekend Imola, 28-29 Ottobre 2023
Campionato Italiano Gran Turismo Sprint - Best Sectors & Speed Libere 1
MIGLIOR GIRO

1	20 IRON LYNX	Lamborghini Huracàn Evo 2	1'43.049
2	51 AF CORSE	Ferrari 488	1'43.238
3	63 VSR	Lamborghini Huracàn Evo 2	1'43.429
4	52 AF CORSE	Ferrari 488	1'43.610
5	7 BMW ITALIA CECCATO RAC	BMW M4 GT3	1'43.717
6	54 IMPERIALE SPORT CAR SER	Lamborghini Huracàn	1'43.808
7	19 VSR	Lamborghini Huracàn Evo 2	1'43.917
8	9 OREGON TEAM	Lamborghini Huracàn	1'43.940
9	23 BEST LAP	Ferrari 488	1'44.069
10	55 NOVA RACE EVENTS	Honda NSX	1'44.272
11	60 VSR	Lamborghini Huracàn Evo 2	1'44.408
12	8 BMW ITALIA CECCATO RAC	BMW M4 GT3	1'44.531
13	3 EASY RACE	Ferrari 296	1'45.057
14	6 AKM MOTORSPORT	Mercedes SLS AMG	1'45.585
15	77 NOVA RACE EVENTS	Honda NSX	1'46.205
16	16 IMPERIALE SPORT CAR SER	Lamborghini Huracàn Evo 1	1'46.212
17	112 OMBRA RACING	Porsche 992	1'46.222
18	199 COLAVITA GIOVANNI	Ferrari 488	1'46.850
19	172 DL RACING	Lamborghini Huracàn	1'46.859
20	222 KRYPTON MOTORSPORT	Porsche 992	1'47.030
21	106 POLLINI GIACOMO	Lamborghini Huracàn	1'47.070
22	163 VSR	Lamborghini Huracàn ST	1'47.071
23	206 VSR	Lamborghini Huracàn ST	1'47.081
24	272 DL RACING	Lamborghini Huracàn	1'47.333
25	203 EBIMOTORS	Porsche 991.2 GT3 Cup	1'48.156
26	271 EBIMOTORS	Porsche 991.2 GT3 Cup	1'48.605
27	248 DL RACING	Lamborghini Huracàn	1'48.759
28	290 FORMULA RACING	Ferrari 488	1'49.035
29	223 DL RACING	Lamborghini Huracàn	1'49.111
30	202 HC RACING	Lamborghini Huracàn	1'49.120
31	247 CARMINATI ETTORE	Lamborghini Huracàn	1'49.256
32	234 GDL RACING	Porsche 991	1'49.684
33	209 IRON LYNX	Lamborghini Huracàn	1'49.953
34	296 EASY RACE	Ferrari 488	1'50.126
35	208 IRON LYNX	Lamborghini Huracàn ST Evo 2	1'51.567
36	233 GRISI ALBERTO	Porsche 991	2'12.115

SPEED

1	290 FORMULA RACING	Ferrari 488	269,3
2	199 COLAVITA GIOVANNI	Ferrari 488	268,7
3	163 VSR	Lamborghini Huracàn ST	267,3
4	206 VSR	Lamborghini Huracàn ST	266,0
5	203 EBIMOTORS	Porsche 991.2 GT3 Cup	265,4
6	234 GDL RACING	Porsche 991	265,4
7	8 BMW ITALIA CECCATO RAC	BMW M4 GT3	264,7
8	296 EASY RACE	Ferrari 488	264,7
9	63 VSR	Lamborghini Huracàn Evo 2	264,1
10	271 EBIMOTORS	Porsche 991.2 GT3 Cup	263,4
11	222 KRYPTON MOTORSPORT	Porsche 992	263,4
12	112 OMBRA RACING	Porsche 992	262,8
13	23 BEST LAP	Ferrari 488	262,1
14	248 DL RACING	Lamborghini Huracàn	262,1
15	3 EASY RACE	Ferrari 296	262,1
16	52 AF CORSE	Ferrari 488	262,1
17	106 POLLINI GIACOMO	Lamborghini Huracàn	261,5
18	55 NOVA RACE EVENTS	Honda NSX	261,5
19	19 VSR	Lamborghini Huracàn Evo 2	261,5
20	51 AF CORSE	Ferrari 488	261,5
21	77 NOVA RACE EVENTS	Honda NSX	260,9
22	202 HC RACING	Lamborghini Huracàn	260,9
23	7 BMW ITALIA CECCATO RAC	BMW M4 GT3	260,9
24	60 VSR	Lamborghini Huracàn Evo 2	260,2
25	6 AKM MOTORSPORT	Mercedes SLS AMG	259,0
26	272 DL RACING	Lamborghini Huracàn	259,0
27	9 OREGON TEAM	Lamborghini Huracàn	258,4
28	20 IRON LYNX	Lamborghini Huracàn Evo 2	258,4
29	208 IRON LYNX	Lamborghini Huracàn ST Evo 2	258,4
30	247 CARMINATI ETTORE	Lamborghini Huracàn	257,8
31	172 DL RACING	Lamborghini Huracàn	257,8
32	223 DL RACING	Lamborghini Huracàn	257,1
33	54 IMPERIALE SPORT CAR SER	Lamborghini Huracàn	257,1
34	16 IMPERIALE SPORT CAR SER	Lamborghini Huracàn Evo 1	255,9
35	209 IRON LYNX	Lamborghini Huracàn	255,3
36	233 GRISI ALBERTO	Porsche 991	218,2

SEG. 1

1	7 BMW ITALIA CECCATO	21.592
2	51 AF CORSE	21.627
3	63 VSR	21.644
4	20 IRON LYNX	21.663
5	23 BEST LAP	21.755
6	8 BMW ITALIA CECCATO	21.780
7	52 AF CORSE	21.794
8	54 IMPERIALE SPORT CA	21.852
9	60 VSR	21.862
10	55 NOVA RACE EVENTS	21.969
11	9 OREGON TEAM	21.986
12	19 VSR	21.994
13	3 EASY RACE	22.021
14	6 AKM MOTORSPORT	22.148
15	16 IMPERIALE SPORT CA	22.205
16	206 VSR	22.238
17	106 POLLINI GIACOMO	22.251
18	112 OMBRA RACING	22.276
19	77 NOVA RACE EVENTS	22.300
20	199 COLAVITA GIOVANNI	22.311
21	172 DL RACING	22.444
22	272 DL RACING	22.446
23	163 VSR	22.454
24	203 EBIMOTORS	22.539
25	222 KRYPTON MOTORSP	22.582
26	290 FORMULA RACING	22.647
27	202 HC RACING	22.676
28	271 EBIMOTORS	22.695
29	223 DL RACING	22.706
30	248 DL RACING	22.755
31	247 CARMINATI ETTORE	22.902
32	209 IRON LYNX	22.912
33	296 EASY RACE	22.978
34	234 GDL RACING	23.027
35	208 IRON LYNX	23.239
36	233 GRISI ALBERTO	26.024

SEG. 2

1	20 IRON LYNX	33.361
2	51 AF CORSE	33.613
3	7 BMW ITALIA CECCATO	33.673
4	63 VSR	33.831
5	19 VSR	33.854
6	9 OREGON TEAM	33.856
7	54 IMPERIALE SPORT CA	34.002
8	52 AF CORSE	34.050
9	23 BEST LAP	34.087
10	60 VSR	34.145
11	8 BMW ITALIA CECCATO	34.149
12	55 NOVA RACE EVENTS	34.169
13	3 EASY RACE	34.284
14	6 AKM MOTORSPORT	34.403
15	77 NOVA RACE EVENTS	34.653
16	16 IMPERIALE SPORT CA	34.698
17	112 OMBRA RACING	34.830
18	106 POLLINI GIACOMO	34.914
19	172 DL RACING	34.919
20	206 VSR	35.053
21	222 KRYPTON MOTORSP	35.076
22	163 VSR	35.102
23	272 DL RACING	35.219
24	199 COLAVITA GIOVANNI	35.274
25	203 EBIMOTORS	35.509
26	248 DL RACING	35.547
27	202 HC RACING	35.572
28	223 DL RACING	35.676
29	247 CARMINATI ETTORE	35.812
30	271 EBIMOTORS	35.862
31	296 EASY RACE	36.111
32	209 IRON LYNX	36.162
33	234 GDL RACING	36.222
34	208 IRON LYNX	36.288
35	290 FORMULA RACING	36.430
36	233 GRISI ALBERTO	43.095

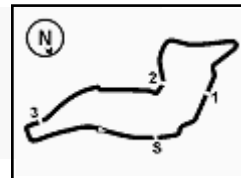
SEG. 3

1	9 OREGON TEAM	28.963
2	63 VSR	28.965
3	52 AF CORSE	28.990
4	51 AF CORSE	29.020
5	54 IMPERIALE SPORT CA	29.032
6	7 BMW ITALIA CECCATO	29.043
7	20 IRON LYNX	29.066
8	55 NOVA RACE EVENTS	29.104
9	19 VSR	29.259
10	23 BEST LAP	29.310
11	60 VSR	29.391
12	8 BMW ITALIA CECCATO	29.432
13	16 IMPERIALE SPORT CA	29.778
14	3 EASY RACE	29.805
15	6 AKM MOTORSPORT	29.807
16	112 OMBRA RACING	29.834
17	199 COLAVITA GIOVANNI	29.841
18	77 NOVA RACE EVENTS	29.904
19	222 KRYPTON MOTORSP	29.914
20	163 VSR	30.013
21	172 DL RACING	30.108
22	272 DL RACING	30.227
23	206 VSR	30.307
24	290 FORMULA RACING	30.362
25	271 EBIMOTORS	30.364
26	203 EBIMOTORS	30.531
27	106 POLLINI GIACOMO	30.555
28	223 DL RACING	30.602
29	248 DL RACING	30.671
30	234 GDL RACING	30.678
31	209 IRON LYNX	30.680
32	202 HC RACING	30.813
33	247 CARMINATI ETTORE	30.832
34	296 EASY RACE	31.059
35	208 IRON LYNX	31.434
36	233 GRISI ALBERTO	37.768

SEG. 4

1	51 AF CORSE	18.533
2	7 BMW ITALIA CECCATO	18.543
3	63 VSR	18.561
4	60 VSR	18.634
5	52 AF CORSE	18.640
6	19 VSR	18.642
7	20 IRON LYNX	18.688
8	23 BEST LAP	18.725
9	9 OREGON TEAM	18.726
10	54 IMPERIALE SPORT CA	18.752
11	8 BMW ITALIA CECCATO	18.756
12	55 NOVA RACE EVENTS	18.855
13	3 EASY RACE	18.897
14	77 NOVA RACE EVENTS	18.899
15	6 AKM MOTORSPORT	18.935
16	16 IMPERIALE SPORT CA	18.973
17	199 COLAVITA GIOVANNI	19.040
18	106 POLLINI GIACOMO	19.085
19	206 VSR	19.122
20	172 DL RACING	19.139
21	222 KRYPTON MOTORSP	19.167
22	112 OMBRA RACING	19.203
23	203 EBIMOTORS	19.238
24	272 DL RACING	19.282
25	163 VSR	19.303
26	290 FORMULA RACING	19.371
27	248 DL RACING	19.406
28	271 EBIMOTORS	19.421
29	202 HC RACING	19.480
30	223 DL RACING	19.495
31	296 EASY RACE	19.501
32	208 IRON LYNX	19.584
33	247 CARMINATI ETTORE	19.647
34	209 IRON LYNX	19.649
35	234 GDL RACING	19.653
36	233 GRISI ALBERTO	21.269




ACI Racing Weekend Imola, 28-29 Ottobre 2023
Campionato Italiano Gran Turismo Sprint - Analisi Tempi Libere 1

Imola Circuit 4.909 m

1 / 7

3 Easy Race (1'45.057)							
Giro	Seg.1	Seg.2	Seg.3	Seg.4	T. Giro	km/h	Local Time
1							11:01'20.276
2	50.812	37.930	32.035	19.348	2'20.125P	162,2	11:03'40.401
3	23.033	35.334	30.259	19.087	1'47.713	254,7	11:05'28.114
4	23.087	34.984	30.211	18.969	1'47.251	259,0	11:07'15.365
5	22.473	35.110	31.181	19.656	1'48.420	260,2	11:09'03.785
6	22.592	35.095	30.682	1'47.628	3'15.997P	257,8	11:12'19.782
7	36.718	35.064	29.987	19.037	2'00.806P	180,6	11:14'20.588
8	22.175	34.393	30.603	18.918	1'46.089	259,0	11:16'06.677
9	22.054	34.460	30.108	18.921	1'45.543	260,2	11:17'52.220
10	22.414	34.417	30.362	19.521	1'46.714	260,9	11:19'38.934
11	22.559	34.963	29.907	19.020	1'46.449	260,9	11:21'25.383
12	22.180	34.331	29.805	18.949	1'45.265	262,1	11:23'10.648
13	22.494	35.844	30.458	3'58.256	5'27.052P	260,9	11:28'37.700
14	37.420	35.735	30.341	19.521	2'02.851P	184,3	11:30'40.551
15	22.607	34.813	30.089	19.021	1'46.530	258,4	11:32'27.081
16	22.712	34.980	30.195	19.088	1'46.975	257,8	11:34'14.056
17	22.198	34.764	30.033	18.930	1'45.925	260,2	11:35'59.981
18	23.066	34.996	29.919	18.956	1'46.937	260,9	11:37'46.918
19	22.021	34.284	29.855	18.897	1'45.057	258,4	11:39'31.975

2	22.938	35.821	30.327	19.046	1'48.132	259,0	11:03'54.881
3	24.312	34.918	30.143	18.951	1'48.324	255,3	11:05'43.205
4	22.418	34.485	29.845	19.031	1'45.779	260,9	11:07'28.984
5	22.237	34.209	29.590	19.055	1'45.091	260,9	11:09'14.075
6	22.203	35.313	29.671	38.099	2'05.286P	261,5	11:11'19.361
7	1'51.865	35.036	30.179	19.040	3'16.120P	185,6	11:14'35.481
8	22.460	35.655	29.903	18.937	1'46.955	260,2	11:16'22.436
9	22.239	34.703	30.624	19.394	1'46.960	260,9	11:18'09.396
10	22.077	34.310	29.432	18.847	1'44.666	261,5	11:19'54.062
11	22.479	35.232	29.851	35.156	2'02.718P	260,9	11:21'56.780
12	1'25.030	36.108	29.615	18.917	2'49.670P	166,4	11:24'46.450
13	22.163	34.950	29.779	18.961	1'45.853	261,5	11:26'32.303
14	21.927	35.139	29.793	18.938	1'45.797	261,5	11:28'18.100
15	22.006	34.352	32.497	18.845	1'47.700	260,2	11:30'05.800
16	21.828	34.149	29.798	18.756	1'44.531	261,5	11:31'50.331
17	21.950	34.589	29.826	18.792	1'45.157	260,9	11:33'35.488
18	21.841	35.722	29.232	18.943	1'45.738C	263,4	11:35'21.226
19	21.780	34.214	29.377	19.692	1'45.063C	264,1	11:37'06.289
20	28.864	39.942	30.694	35.401	2'14.901P	264,7	11:39'21.190

6 AKM Motorsport (1'45.585)							
Giro	Seg.1	Seg.2	Seg.3	Seg.4	T. Giro	km/h	Local Time
1							11:13'26.923
2	36.904	34.967	30.057	19.209	2'01.137P	184,0	11:15'28.060
3	23.561	35.184	29.901	19.035	1'47.681	257,1	11:17'15.741
4	22.246	34.403	29.807	19.129	1'45.585	254,7	11:19'01.326
5	22.148	34.556	29.983	18.935	1'45.622	255,3	11:20'46.948
6	22.157	36.819	30.351	19.040	1'48.367	259,0	11:22'35.315
7	22.157	34.568	30.923	2'22.213	3'49.861P	256,5	11:26'25.176
8	38.093	35.539	30.020	19.056	2'02.708P	182,1	11:28'27.884
9	22.369	35.372	30.222	19.175	1'47.138	255,3	11:30'15.022
10	25.218	35.397	33.001	4'30.078	6'03.694P	233,8	11:36'18.716

9 Oregon Team (1'43.940)							
Giro	Seg.1	Seg.2	Seg.3	Seg.4	T. Giro	km/h	Local Time
1							11:01'49.927
2	38.936	36.253	30.233	19.108	2'04.530P	180,9	11:03'54.457
3	23.502	35.381	29.592	19.018	1'47.493	257,8	11:05'41.950
4	22.414	34.028	29.378	19.560	1'45.380	255,9	11:07'27.330
5	22.107	34.175	28.963	18.726	1'43.971	257,1	11:09'11.301
6	23.562	34.030	29.726	3'20.119	4'47.437P	258,4	11:13'58.738
7	36.705	34.372	29.059	18.859	1'58.995P	182,1	11:15'57.733
8	22.067	33.856	29.114	18.903	1'43.940	257,1	11:17'41.673
9	23.998	35.407	30.601	2'16.802	3'46.808P	257,8	11:21'28.481
10	47.768	38.071	31.668	19.645	2'17.152P	153,6	11:23'45.633
11	23.523	36.448	30.285	19.170	1'49.426	256,5	11:25'35.059
12	22.720	35.280	29.933	19.039	1'46.972	255,9	11:27'22.031
13	22.359	34.940	29.565	19.004	1'45.868	255,3	11:29'07.899
14	22.348	34.397	29.211	19.185	1'45.141	255,9	11:30'53.040
15	22.692	35.200	29.939	20.733	1'48.564C	258,4	11:32'41.604
16	22.166	35.200	30.338	18.858	1'46.562	255,3	11:34'28.166
17	21.986	34.479	29.477	18.982	1'44.924C	257,8	11:36'13.090
18	22.192	34.479	29.301	18.969	1'44.941	258,4	11:37'58.031
19	22.124	35.024	30.623	1'39.513	3'07.284P	256,5	11:41'05.315

7 BMW Italia Ceccato Racing (1'43.717)							
Giro	Seg.1	Seg.2	Seg.3	Seg.4	T. Giro	km/h	Local Time
1		35.597	29.929	19.716		141,7	11:01'58.804
2	24.084	34.206	29.243	18.675	1'46.208	245,5	11:03'45.012
3	22.045	33.987	29.043	18.652	1'43.727	258,4	11:05'28.739
4	22.153	33.758	29.070	18.736	1'43.717	258,4	11:07'12.456
5	23.750	34.027	29.345	34.732	2'01.854P	257,1	11:09'14.310
6	1'52.246	34.425	30.988	20.025	3'17.684P	181,8	11:12'31.994
7	22.049	33.801	29.136	18.742	1'43.728	257,1	11:14'15.722
8	21.983	33.990	29.590	20.763	1'46.326C	256,5	11:16'02.048
9	21.842	33.714	28.988	18.748	1'43.292C	257,1	11:17'45.340
10	22.006	35.339	30.818	35.425	2'03.588P	255,9	11:19'48.928
11	1'35.251	34.184	29.672	18.754	2'57.861P	186,9	11:22'46.789
12	21.725	34.367	29.858	18.615	1'44.565	259,6	11:24'31.354
13	22.022	33.758	29.555	18.701	1'44.036	258,4	11:26'15.390
14	21.691	33.869	29.483	19.394	1'44.437	259,6	11:27'59.827
15	22.497	33.914	29.303	35.841	2'01.555CP	259,0	11:30'01.382
16	2'41.444	34.320	29.246	18.543	4'03.553P	187,2	11:34'04.935
17	22.477	33.947	29.143	18.717	1'44.284	260,2	11:35'49.219
18	21.637	34.000	29.112	18.635	1'43.384C	260,9	11:37'32.603
19	21.592	34.431	29.666	18.891	1'44.580	260,2	11:39'17.183
20	23.375	33.673	29.276	23.065	1'49.389	259,0	11:41'06.572
21	21.776	34.104	30.454	19.538	1'45.872	258,4	11:42'52.444
22	21.652	33.763	29.178	36.977	2'01.570P	259,0	11:44'54.014

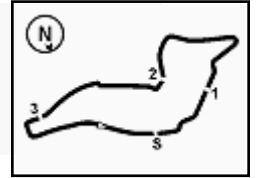
16 Imperiale Sport Car Service (1'46.212)							
Giro	Seg.1	Seg.2	Seg.3	Seg.4	T. Giro	km/h	Local Time
1							11:02'35.434
2	30.142	40.895	34.721	20.283	2'06.041	162,9	11:04'41.475
3	24.599	37.900	33.050	20.204	1'55.753	219,1	11:06'37.228
4	24.975	37.149	32.625	19.852	1'54.601	249,4	11:08'31.829
5	23.508	37.074	31.207	6'51.207	8'22.996P	251,2	11:16'54.825
6	39.201	37.213	32.941	19.402	2'08.757P	143,6	11:19'03.582
7	23.612	35.955	31.104	19.426	1'50.097	251,2	11:20'53.679
8	23.219	35.731	30.431	20.177	1'49.558	253,5	11:22'43.237
9	24.527	36.188	30.931	19.408	1'51.054	253,5	11:24'34.291
10	22.889	35.331	30.776	19.191	1'48.187	253,5	11:26'22.478
11	24.475	35.415	30.447	19.104	1'49.441	234,8	11:28'11.919
12	23.214	38.456	31.589	2'50.439	4'23.698P	254,1	11:32'35.617
13	38.115	36.471	31.288	19.441	2'05.315P	179,1	11:34'40.932
14	22.878	35.248	31.528	19.315	1'48.969	251,7	11:36'29.901
15	22.594	35.002	30.742	19.175	1'47.513	251,2	11:38'17.414
16	22.492	34.869	30.228	19.384	1'46.973	252,3	11:40'04.387
17	22.554	35.040	30.217	19.172	1'46.983	252,9	11:41'51.370
18	22.506	35.128	30.476	19.299	1'47.409C	252,3	11:43'38.779
19	22.471	34.799	30.254	19.112	1'46.636	254,1	11:45'25.415

8 BMW Italia Ceccato Racing (1'44.531)							
Giro	Seg.1	Seg.2	Seg.3	Seg.4	T. Giro	km/h	Local Time
1		38.121	32.933	19.929		140,1	11:02'06.749

27/10/2023

P = Box In/Out - C = Tempo Invalidato




ACI Racing Weekend Imola, 28-29 Ottobre 2023
Campionato Italiano Gran Turismo Sprint - Analisi Tempi Libere 1

Imola Circuit 4.909 m

2 / 7

20	22.451	34.735	30.133	18.973	1'46.292	252,3	11:47'11.707
21	22.265	34.904	29.778	19.265	1'46.212	252,9	11:48'57.919
22	22.205	34.698	30.233	19.216	1'46.352	255,9	11:50'44.271

11	22.305	34.889	30.375	2'52.302	4'19.871P	259,6	11:24'02.927
12	37.579	36.318	30.142	18.956	2'02.995P	171,2	11:26'05.922
13	22.171	34.531	29.547	18.828	1'45.077	260,9	11:27'50.999
14	22.074	34.216	29.608	19.388	1'45.286	260,2	11:29'36.285
15	22.484	34.769	31.064	18.994	1'47.311	260,9	11:31'23.596
16	22.500	34.769	29.560	18.821	1'45.650	230,3	11:33'09.246
17	22.113	35.254	29.608	18.741	1'45.716	260,9	11:34'54.962
18	22.133	34.087	29.427	18.868	1'44.515	260,2	11:36'39.477
19	22.062	34.211	29.515	19.400	1'45.188	256,5	11:38'24.665
20	22.002	34.111	29.481	19.007	1'44.601	259,0	11:40'09.266
21	22.079	34.214	30.298	1'41.382	3'07.973P	258,4	11:43'17.239
22	36.581	34.613	29.950	19.119	2'00.263P	186,5	11:45'17.502
23	22.109	34.454	29.633	18.927	1'45.123	258,4	11:47'02.625

19 VSR (1'43.917)

Giro	Seg.1	Seg.2	Seg.3	Seg.4	T. Giro	km/h	Local Time
1							11:00'58.347
2	42.071	37.186	31.205	20.414	2'10.876P	175,3	11:03'09.223
3	25.981	37.337	30.423	19.403	1'53.144	232,8	11:05'02.367
4	22.881	34.526	29.950	19.167	1'46.524	250,6	11:06'48.891
5	22.405	34.264	29.731	18.979	1'45.379	256,5	11:08'34.270
6	22.116	34.579	29.988	19.234	1'45.917	257,8	11:10'20.180
7	22.155	34.346	30.441	19.306	1'46.248	258,4	11:12'06.435
8	22.189	34.123	29.796	18.962	1'45.070	257,8	11:13'51.505
9	22.457	37.982	31.247	3'02.362	4'34.048P	257,8	11:18'25.553
10	39.936	35.996	33.116	18.931	2'07.979P	174,2	11:20'33.532
11	22.027	34.061	31.052	18.842	1'45.982	257,8	11:22'19.514
12	21.994	34.014	29.325	18.848	1'44.181	259,6	11:24'03.695
13	22.084	34.390	29.519	26.144	1'52.137C	260,2	11:25'55.832
14	22.016	35.179	29.789	18.642	1'45.626	257,8	11:27'41.458
15	22.507	35.589	30.095	1'58.068	3'26.259P	259,6	11:31'07.717
16	37.543	38.697	31.443	20.087	2'07.770P	173,4	11:33'15.487
17	22.035	33.933	29.259	18.690	1'43.917	259,0	11:34'59.404
18	22.449	35.386	30.328	18.836	1'46.999	261,5	11:36'46.403
19	22.070	33.854	29.344	1'17.693	2'42.961P	256,5	11:39'29.364
20	39.043	35.731	29.533	19.058	2'03.365P	175,6	11:41'32.729
21	22.035	34.266	29.624	1'20.883	2'46.808P	260,9	11:44'19.537

51 AF Corse (1'43.238)

Giro	Seg.1	Seg.2	Seg.3	Seg.4	T. Giro	km/h	Local Time
1							11:02'05.940
2	39.719	37.241	33.191	22.192	2'12.343P	165,9	11:04'18.283
3	22.958	35.727	30.675	18.940	1'48.300	259,0	11:06'06.583
4	23.093	34.436	29.574	18.713	1'45.816	259,0	11:07'52.399
5	22.296	35.553	30.924	18.634	1'47.407	261,5	11:09'39.806
6	21.968	33.967	29.748	18.658	1'44.341	260,2	11:11'24.147
7	21.845	35.611	30.731	18.567	1'46.754	260,9	11:13'10.901
8	21.946	34.417	29.603	18.628	1'44.594	261,5	11:14'55.495
9	21.852	34.480	30.569	18.567	1'45.468	259,6	11:16'40.963
10	21.676	33.873	29.611	18.593	1'43.753	260,9	11:18'24.716
11	23.343	34.044	29.293	18.628	1'45.308	261,5	11:20'10.024
12	21.830	33.613	29.262	18.533	1'43.238	258,4	11:21'53.262
13	22.733	34.011	29.828	2'55.092	4'21.664CP	260,9	11:26'14.926
14	37.712	36.219	31.124	18.840	2'03.895P	158,4	11:28'18.821
15	22.295	34.470	32.709	19.855	1'49.329C	261,5	11:30'08.150
16	23.043	34.386	30.347	19.299	1'47.075C	255,9	11:31'55.225
17	22.170	34.119	29.544	18.975	1'44.808	258,4	11:33'40.033
18	22.022	35.736	29.316	20.925	1'47.999	258,4	11:35'28.032
19	21.916	34.289	30.809	19.463	1'46.477	260,9	11:37'14.509
20	21.877	34.838	29.590	19.019	1'45.324C	257,8	11:38'59.833
21	21.862	34.130	29.714	19.097	1'44.803C	259,6	11:40'44.636
22	21.951	33.940	29.301	18.788	1'43.980	257,1	11:42'28.616
23	21.719	33.899	29.020	18.691	1'43.329	256,5	11:44'11.945
24	21.865	35.397	31.990	19.182	1'48.434	259,6	11:46'00.379
25	21.627	33.743	29.218	18.859	1'43.447	256,5	11:47'43.826
26	23.896	35.671	30.802	19.137	1'49.506	237,4	11:49'33.332

20 Iron Lynx (1'43.049)

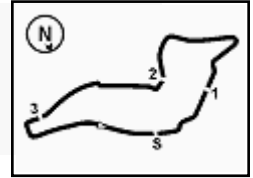
Giro	Seg.1	Seg.2	Seg.3	Seg.4	T. Giro	km/h	Local Time
1		37.997	30.715	19.132		138,5	11:02'04.090
2	22.790	36.330	30.422	18.966	1'48.508	253,5	11:03'52.598
3	22.493	34.270	29.455	18.891	1'45.109	257,8	11:05'37.707
4	22.134	34.156	30.136	18.899	1'45.325	257,1	11:07'23.032
5	22.034	33.961	30.331	1'36.578	3'02.904P	257,8	11:10'25.936
6	38.817	35.192	29.165	18.984	2'02.158P	184,0	11:12'28.094
7	21.870	33.688	29.066	18.933	1'43.557	257,8	11:14'11.651
8	21.912	33.361	29.088	18.688	1'43.049	257,8	11:15'54.700
9	21.663	33.396	31.902	3'56.506	5'23.467P	258,4	11:21'18.167
10	40.914	36.762	32.726	19.921	2'10.323P	166,4	11:23'28.490
11	23.352	36.397	30.552	19.921	1'50.222	255,9	11:25'18.712
12	23.085	35.847	30.657	19.565	1'49.154	257,1	11:27'07.866
13	23.179	36.104	30.995	19.618	1'49.896	257,1	11:28'57.762
14	22.826	35.624	31.275	21.035	1'50.760	257,1	11:30'48.522
15	23.801	36.372	31.134	19.841	1'51.148	249,4	11:32'39.670
16	22.965	36.664	31.827	19.612	1'51.068	255,3	11:34'30.738
17	22.930	35.539	30.893	19.511	1'48.873	256,5	11:36'19.611
18	22.892	35.308	30.681	19.597	1'48.478	256,5	11:38'08.089
19	22.924	35.343	30.876	19.537	1'48.680	255,3	11:39'56.769
20	22.919	35.583	30.764	19.494	1'48.760	256,5	11:41'45.529

52 AF Corse (1'43.610)

Giro	Seg.1	Seg.2	Seg.3	Seg.4	T. Giro	km/h	Local Time
1							11:02'09.878
2	22.977	36.360	30.988	19.006	1'49.331	257,8	11:03'59.209
3	22.815	39.621	40.798	20.300	2'03.534	260,9	11:06'02.743
4	22.391	34.800	30.583	18.916	1'46.690	260,2	11:07'49.433
5	22.770	35.834	29.602	18.825	1'47.031	259,6	11:09'36.464
6	22.049	34.545	30.245	19.039	1'45.878C	260,2	11:11'22.342
7	22.687	35.992	30.613	18.729	1'48.021	250,6	11:13'10.363
8	22.219	34.347	30.608	18.918	1'46.092C	259,0	11:14'56.455
9	21.973	34.402	30.495	19.697	1'46.567	261,5	11:16'43.022
10	22.008	34.325	29.588	18.782	1'44.703	260,2	11:18'27.725
11	21.892	34.251	29.242	18.640	1'44.025	259,6	11:20'11.750
12	21.825	34.110	28.990	18.685	1'43.610	259,6	11:21'55.360
13	21.884	35.273	29.483	19.634	1'46.274	260,9	11:23'41.634
14	21.841	34.133	30.921	19.590	1'46.485C	260,2	11:25'28.119
15	23.176	34.775	30.084	1'45.397	3'13.432P	259,0	11:28'41.551
16	37.970	38.124	30.307	19.237	2'05.638P	184,0	11:30'47.189
17	22.657	34.953	29.300	19.378	1'46.288	256,5	11:32'33.477
18	22.163	34.462	29.711	19.169	1'45.505C	258,4	11:34'18.982

23 Best Lap (1'44.069)

Giro	Seg.1	Seg.2	Seg.3	Seg.4	T. Giro	km/h	Local Time
1							11:00'30.974
2	45.328	36.642	31.119	19.184	2'12.273P	141,4	11:02'43.247
3	22.912	36.584	30.788	19.305	1'49.589	262,1	11:04'32.836
4	22.032	34.562	29.553	18.774	1'44.921		


ACI Racing Weekend Imola, 28-29 Ottobre 2023
Campionato Italiano Gran Turismo Sprint - Analisi Tempi Libere 1

Imola Circuit 4.909 m

3 / 7

19	22.028	34.283	29.596	18.920	1'44.827C	259,6	11:36'03.809	4	23.136	34.771	31.939	19.623	1'49.469	256,5	11:08'27.980
20	22.053	34.655	30.830	19.451	1'46.989	260,2	11:37'50.798	5	21.998	34.543	30.111	18.634	1'45.286	257,1	11:10'13.266
21	22.086	34.492	29.447	18.752	1'44.777	260,2	11:39'35.575	6	21.956	34.223	29.564	18.857	1'44.600	257,8	11:11'57.866
22	21.882	34.302	30.941	19.075	1'46.200C	259,6	11:41'21.775	7	21.862	35.413	30.520	18.883	1'46.678	259,0	11:13'44.544
23	22.161	34.537	30.082	19.417	1'46.197	260,2	11:43'07.972	8	21.923	34.145	29.518	18.822	1'44.408	257,8	11:15'28.952
24	22.675	34.431	29.373	18.873	1'45.352C	260,9	11:44'53.324	9	22.977	36.113	30.113	5'14.619	6'43.822P	260,2	11:22'12.774
25	21.932	34.219	29.734	18.836	1'44.721C	259,6	11:46'38.045	10	37.472	35.436	30.675	19.152	2'02.735P	181,5	11:24'15.509
26	21.794	34.050	29.156	18.823	1'43.823	260,2	11:48'21.868	11	22.533	34.914	30.028	18.839	1'46.314	257,8	11:26'01.823

54 Imperiale Sport Car Service (1'43.808)

Giro	Seg.1	Seg.2	Seg.3	Seg.4	T. Giro	km/h	Local Time
1							11:00'06.963
2	49.164	39.451	37.886	21.269	2'27.770P	161,2	11:02'34.733
3	23.776	35.880	31.296	19.107	1'50.059	215,6	11:04'24.792
4	22.335	34.444	29.118	18.972	1'44.869	255,3	11:06'09.661
5	22.007	34.605	29.172	7'09.836	8'35.620P	254,7	11:14'45.281
6	38.060	34.938	29.693	18.939	2'01.630P	147,5	11:16'46.911
7	22.321	34.828	29.607	18.862	1'45.618	257,1	11:18'32.529
8	22.015	34.208	29.991	18.934	1'45.148C	256,5	11:20'17.677
9	23.123	34.493	29.198	18.816	1'45.630	256,5	11:22'03.307
10	22.996	34.125	29.256	18.830	1'45.207	255,9	11:23'48.514
11	21.980	34.044	29.032	18.752	1'43.808	255,9	11:25'32.322
12	21.852	34.002	29.104	18.676	1'43.634C	255,3	11:27'15.956
13	22.745	34.916	29.857	2'37.792	4'05.310P	254,7	11:31'21.266
14	36.779	35.213	31.358	19.215	2'02.565P	184,9	11:33'23.831
15	22.513	34.944	29.934	18.969	1'46.360C	253,5	11:35'10.191
16	22.354	34.609	29.859	19.116	1'45.938	252,9	11:36'56.129
17	22.319	34.425	29.767	19.078	1'45.589	251,2	11:38'41.718
18	22.406	34.339	29.759	18.884	1'45.388	252,9	11:40'27.106
19	22.089	34.161	29.677	19.081	1'45.008C	251,7	11:42'12.114
20	22.165	34.452	29.443	19.087	1'45.147C	253,5	11:43'57.261
21	22.056	34.165	29.393	19.101	1'44.715	254,1	11:45'41.976
22	21.925	34.306	30.191	25.909	1'52.331	254,7	11:47'34.307
23	23.408	34.552	29.626	18.948	1'46.534	225,0	11:49'20.841
24	22.198	34.214	31.209	19.706	1'47.327	250,6	11:51'08.168

63 VSR (1'43.429)

Giro	Seg.1	Seg.2	Seg.3	Seg.4	T. Giro	km/h	Local Time
1							1'15.562
2	36.728	35.089	31.123	18.950	2'01.890P	182,4	11:05'14.143
3	22.851	34.130	29.282	18.604	1'44.867	257,8	11:06'59.010
4	21.877	33.860	29.399	18.600	1'43.736	259,0	11:08'42.746
5	22.347	35.016	29.909	2'15.356	3'42.628P	259,6	11:12'25.374
6	36.674	34.490	33.160	19.123	2'03.447P	181,5	11:14'28.821
7	21.956	33.899	28.965	18.609	1'43.429	257,1	11:16'12.250
8	22.209	34.471	29.996	1'38.051	3'04.727P	258,4	11:19'16.977
9	36.771	34.361	30.167	19.533	2'00.832P	183,4	11:21'17.809
10	21.905	33.896	30.513	19.866	1'46.180	260,2	11:23'03.989
11	21.866	33.929	29.713	1'41.472	3'06.980P	257,8	11:26'10.969
12	37.352	35.773	29.906	18.787	2'01.818P	182,4	11:28'12.787
13	22.420	35.063	29.883	18.842	1'46.208	260,9	11:29'58.995
14	22.022	33.998	29.357	18.561	1'43.938	261,5	11:31'42.933
15	21.928	33.940	29.776	19.287	1'44.931	260,9	11:33'27.864
16	22.346	34.512	29.848	18.585	1'45.291	259,0	11:35'13.155
17	22.365	34.070	31.938	19.238	1'47.611	264,1	11:37'00.766
18	21.875	33.945	29.244	18.535	1'43.599C	257,8	11:38'44.365
19	21.755	33.831	29.400	1'33.428	2'58.414P	259,6	11:41'42.779
20	38.654	35.912	30.679	1'33.273	3'18.518P	137,6	11:45'01.297
21	36.575	34.423	30.000	18.927	1'59.925P	183,7	11:47'01.222
22	21.805	34.159	29.327	18.915	1'44.206	259,0	11:48'45.428

77 Nova Race Events (1'46.205)

Giro	Seg.1	Seg.2	Seg.3	Seg.4	T. Giro	km/h	Local Time
1							11:03'31.537
2	23.631	36.797	31.546	19.642	1'51.616		11:05'23.153
3	23.095	36.389	31.847	19.485	1'50.816	254,1	11:07'13.969
4	23.168	36.506	31.064	19.903	1'50.641	255,3	11:09'04.610
5	23.227	35.813	30.956	19.310	1'49.306	254,7	11:10'53.916
6	22.849	35.435	31.058	19.425	1'48.767	254,1	11:12'42.683
7	23.002	35.434	31.429	19.610	1'49.475	253,5	11:14'32.158
8	23.493	35.416	30.619	19.230	1'48.758	254,7	11:16'20.916
9	22.754	35.365	30.702	2'59.217	4'28.038P	255,9	11:20'48.954
10	37.708	36.123	30.900	19.139	2'03.870P	186,2	11:22'52.824
11	23.135	35.021	30.166	18.907	1'47.229	257,8	11:24'40.053
12	22.479	35.235	30.992	19.147	1'47.853	260,9	11:26'27.906
13	22.509	35.058	30.232	18.899	1'46.698	257,1	11:28'14.604
14	22.300	35.925	30.656	19.740	1'48.621	259,0	11:30'03.225
15	22.492	35.113	33.262	19.210	1'50.077C	255,3	11:31'53.302

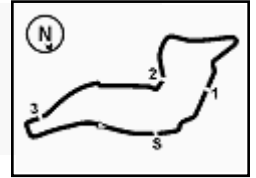
60 VSR (1'44.408)

Giro	Seg.1	Seg.2	Seg.3	Seg.4	T. Giro	km/h	Local Time
1							11:02'51.961
2	36.964	35.062	30.069	19.026	2'01.121P	181,2	11:04'53.082
3	22.136	34.644	29.845	18.804	1'45.429C	256,5	11:06'38.511

27/10/2023

P = Box In/Out - C = Tempo Invalidato




ACI Racing Weekend Imola, 28-29 Ottobre 2023
Campionato Italiano Gran Turismo Sprint - Analisi Tempi Libere 1

Imola Circuit 4.909 m

4 / 7

16	22.489	34.917	29.929	19.228	1'46.563	257,1	11:33'39.865	2	43.657	40.907	33.470	20.192	2'18.226P	184,0	11:06'06.102
17	24.015	35.345	31.234	1'31.427	3'02.021P	216,4	11:36'41.886	3	24.916	36.524	30.372	19.303	1'51.115	247,1	11:07'57.217
18	39.100	36.949	30.698	19.219	2'05.966P	157,2	11:38'47.852	4	22.751	35.857	31.537	19.752	1'49.897	265,4	11:09'47.114
19	22.752	35.007	30.241	19.127	1'47.127	255,3	11:40'34.979	5	24.461	37.428	31.113	19.535	1'52.537	225,5	11:11'39.651
20	22.559	35.049	29.904	19.119	1'46.631	257,1	11:42'21.610	6	22.454	35.233	30.013	19.371	1'47.071	267,3	11:13'26.722
21	22.366	34.653	30.133	19.053	1'46.205	255,9	11:44'07.815	7	22.675	35.102	30.085	19.518	1'47.380	259,0	11:15'14.102
22	22.940	34.959	30.527	1'23.315	2'51.741P	259,6	11:46'59.556	8	23.932	38.496	35.986	41.563	2'19.977P	255,9	11:17'34.079
								9	7'56.918	43.181	37.914	20.927	9'38.940P	153,6	11:27'13.019
								10	27.692	40.018	32.151	20.027	1'59.888	193,2	11:29'12.907
								11	24.037	37.318	32.651	22.032	1'56.038	223,6	11:31'08.945
								12	38.196	44.486	35.466	19.817	2'17.965	174,2	11:33'26.910
								13	22.800	36.385	31.152	19.390	1'49.727	264,1	11:35'16.637
								14	22.734	35.615	30.285	19.310	1'47.944	266,7	11:37'04.581
								15	28.931	39.215	37.924	10'31.454	12'17.524P	210,9	11:49'22.105

106 Pollini Giacomo (1'47.070)

Giro	Seg.1	Seg.2	Seg.3	Seg.4	T. Giro	km/h	Local Time
1		41.437	34.846	20.409		172,5	11:02'41.699
2	24.752	38.352	33.395	20.085	1'56.584	224,5	11:04'38.283
3	23.630	36.624	31.659	19.463	1'51.376	236,8	11:06'29.659
4	23.120	35.778	31.221	19.258	1'49.377	256,5	11:08'19.036
5	22.939	35.570	31.071	19.332	1'48.912	256,5	11:10'07.948
6	22.686	35.334	30.865	19.324	1'48.209	258,4	11:11'56.157
7	22.521	36.913	33.097	19.783	1'52.314	259,0	11:13'48.471
8	22.484	35.223	31.599	19.283	1'48.589	257,8	11:15'37.060
9	22.346	35.095	30.555	19.085	1'47.081	259,6	11:17'24.141
10	23.221	35.792	30.622	19.166	1'48.801	259,0	11:19'12.942
11	22.428	34.914	30.577	19.151	1'47.070	258,4	11:21'00.012
12	22.251	35.010	32.039	37.079	2'06.379P	261,5	11:23'06.391
13	2'19.844	37.467	31.550	19.879	3'48.740P	164,9	11:26'55.131
14	23.471	36.168	31.355	19.599	1'50.593	257,1	11:28'45.724
15	22.876	35.484	30.830	19.448	1'48.638	255,9	11:30'34.362
16	22.774	35.476	30.808	19.451	1'48.509	257,1	11:32'22.871
17	22.675	35.474	30.851	19.242	1'48.242	257,1	11:34'11.113
18	22.591	35.363	30.964	19.465	1'48.383	259,6	11:35'59.496
19	23.789	36.838	32.302	19.535	1'52.464	255,3	11:37'51.960
20	22.683	35.668	30.986	19.383	1'48.720	258,4	11:39'40.680
21	22.618	35.267	30.949	19.291	1'48.125	257,8	11:41'28.805
22	22.808	35.592	31.056	20.271	1'49.727	259,0	11:43'18.532
23	22.762	35.229	30.572	19.233	1'47.796	257,1	11:45'06.328
24	23.910	35.973	31.215	19.241	1'50.339	229,3	11:46'56.667

172 DL Racing (1'46.859)

Giro	Seg.1	Seg.2	Seg.3	Seg.4	T. Giro	km/h	Local Time
1							11:15'04.926
2	37.901	35.344	30.556	19.342	2'03.143P	180,9	11:17'08.069
3	22.912	35.093	30.263	19.190	1'47.458	254,1	11:18'55.527
4	22.669	34.919	31.241	19.326	1'48.155	255,3	11:20'43.682
5	22.444	34.919	30.688	19.386	1'47.437	257,1	11:22'31.119
6	22.504	35.108	30.108	19.139	1'46.859	255,9	11:24'17.978
7	22.943	35.266	31.496	1'55.088	3'24.793P	257,1	11:27'42.771
8	44.411	37.957	32.102	19.957	2'14.427P	137,1	11:29'57.198
9	23.719	36.462	31.019	19.549	1'50.749	254,1	11:31'47.947
10	22.955	35.570	31.201	19.346	1'49.072	255,9	11:33'37.019
11	22.668	35.969	30.813	19.297	1'48.747	256,5	11:35'25.766
12	22.578	35.530	30.866	20.666	1'49.640	257,8	11:37'15.406
13	22.618	35.865	32.819	19.567	1'50.869	257,1	11:39'06.275
14	22.679	35.501	31.361	1'43.511	3'13.052P	255,9	11:42'19.327
15	38.908	37.233	31.962	41.048	2'29.151P	182,7	11:44'48.478
16	43.393	36.877	31.161	19.638	2'11.069P	166,9	11:46'59.547
17	22.734	35.985	31.807	19.516	1'50.042	254,1	11:48'49.589
18	22.648	35.239	30.341	19.493	1'47.721	256,5	11:50'37.310

112 Ombra Racing (1'46.222)

Giro	Seg.1	Seg.2	Seg.3	Seg.4	T. Giro	km/h	Local Time
1							11:02'24.191
2	40.208	37.402	31.384	20.369	2'09.363P	166,7	11:04'33.554
3	23.241	35.319	29.948	19.263	1'47.771	252,3	11:06'21.325
4	22.448	35.187	29.834	19.238	1'46.707	260,2	11:08'08.032
5	22.276	35.556	30.709	19.480	1'48.021C	259,0	11:09'56.053
6	22.408	35.814	29.875	19.415	1'47.512	260,2	11:11'43.565
7	22.905	35.305	29.974	2'23.400	3'51.584P	262,1	11:15'35.149
8	37.313	36.051	32.070	19.947	2'05.381P	183,4	11:17'40.530
9	23.338	35.273	29.988	19.339	1'47.938	258,4	11:19'28.468
10	22.549	38.137	30.137	19.523	1'50.346	258,4	11:21'18.814
11	22.461	35.501	30.395	19.346	1'47.703	262,1	11:23'06.517
12	22.617	35.460	30.982	5'13.202	6'42.261P	261,5	11:29'48.778
13	44.285	36.734	30.507	20.429	2'11.955P	108,4	11:32'00.733
14	22.872	35.766	30.236	19.335	1'48.209	260,2	11:33'48.942
15	22.447	35.390	29.979	19.262	1'47.078	262,1	11:35'36.020
16	22.473	35.964	31.482	19.555	1'49.474	262,8	11:37'25.494
17	22.716	35.472	30.403	1'56.021	3'24.612P	261,5	11:40'50.106
18	36.859	37.080	30.119	19.225	2'03.283P	184,6	11:42'53.389
19	22.569	34.842	29.806	19.247	1'46.464C	260,9	11:44'39.853
20	22.470	35.622	30.627	20.173	1'48.892	261,5	11:46'28.745
21	22.565	35.451	30.856	19.379	1'48.251	259,6	11:48'16.996
22	22.323	34.830	29.866	19.203	1'46.222	260,9	11:50'03.218

199 Colavita Giovanni (1'46.850)

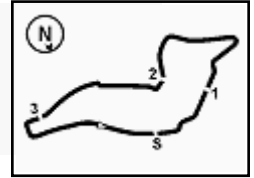
Giro	Seg.1	Seg.2	Seg.3	Seg.4	T. Giro	km/h	Local Time
1							11:01'03.191
2	43.296	43.043	34.766	20.907	2'22.012P	145,9	11:03'25.203
3	23.427	36.692	30.991	19.220	1'50.330	243,8	11:05'15.533
4	22.909	36.489	30.470	19.228	1'49.096	266,0	11:07'04.629
5	22.382	35.575	30.233	19.264	1'47.454	266,0	11:08'52.083
6	23.254	35.680	30.532	19.280	1'48.746	244,9	11:10'40.829
7	24.368	37.409	31.102	19.706	1'52.585	248,3	11:12'33.414
8	22.710	36.518	30.612	4'58.507	6'28.347P	262,1	11:19'01.761
9	41.102	37.400	30.978	19.396	2'08.876P	148,6	11:21'10.637
10	22.511	35.543	30.277	19.077	1'47.408	268,7	11:22'58.045
11	22.498	35.753	30.197	19.224	1'47.672	268,7	11:24'45.717
12	22.399	36.324	30.881	2'43.838	4'13.442P	266,0	11:28'59.159
13	41.725	36.419	30.282	19.766	2'08.192P	176,5	11:31'07.351
14	23.075	35.782	29.928	19.125	1'47.910	255,9	11:32'55.261
15	22.529	35.797	30.356	19.040	1'47.722	264,7	11:34'42.983
16	22.311	35.572	30.220	19.120	1'47.223	268,0	11:36'30.206
17	23.483	39.930	33.286	21.423	1'58.122	228,8	11:38'28.328
18	22.541	35.528	30.385	19.230	1'47.684	266,0	11:40'16.012
19	22.498	35.274	30.141	19.204	1'47.117	265,4	11:42'03.129
20	22.434	35.652	30.872	19.085	1'48.043	266,0	11:43'51.172
21	22.408	35.625	30.510	20.121	1'48.664	268,7	11:45'39.836
22	22.526	37.052	33.138	19.535	1'52.251	265,4	11:47'32.087
23	22.439	35.520	29.841	19.104	1'46.904	266,0	11:49'18.991
24	22.386	35.422	29.902	19.140	1'46.850	267,3	11:51'05.841

163 VSR (1'47.071)

Giro	Seg.1	Seg.2	Seg.3	Seg.4	T. Giro	km/h	Local Time
1							11:03'47.876

27/10/2023

P = Box In/Out - C = Tempo Invalidato


ACI Racing Weekend Imola, 28-29 Ottobre 2023
Campionato Italiano Gran Turismo Sprint - Analisi Tempi Libere 1

Imola Circuit 4.909 m

5 / 7

202 HC Racing (1'49.120)							
Giro	Seg.1	Seg.2	Seg.3	Seg.4	T. Giro	km/h	Local Time
1							11:00'28.540
2	51.398	45.999	38.172	22.835	2'38.404P	131,2	11:03'06.944
3	27.471	41.475	34.520	21.380	2'04.846	193,9	11:05'11.790
4	26.259	39.623	33.302	20.633	1'59.817	242,7	11:07'11.607
5	25.710	38.944	34.184	20.417	1'59.255	254,1	11:09'10.862
6	25.024	38.484	32.888	20.797	1'57.193	255,9	11:11'08.055
7	25.111	37.873	33.379	1'33.550	3'09.913P	214,7	11:14'17.968
8	42.685	37.966	32.500	20.242	2'13.393P	159,5	11:16'31.361
9	24.086	36.784	31.943	20.007	1'52.820	258,4	11:18'24.181
10	23.954	37.194	31.765	20.005	1'52.918	259,6	11:20'17.099
11	23.572	37.850	31.816	19.904	1'53.142	258,4	11:22'10.241
12	23.465	37.262	31.693	19.697	1'52.117	260,2	11:24'02.358
13	23.408	36.689	31.835	19.895	1'51.827	259,6	11:25'54.185
14	23.077	36.672	31.620	19.480	1'50.849	260,9	11:27'45.034
15	22.880	36.827	31.014	19.642	1'50.363	260,9	11:29'35.397
16	23.427	37.069	32.868	2'08.062	3'41.426P	259,6	11:33'16.823
17	39.185	41.671	35.186	20.228	2'16.270P	179,4	11:35'33.093
18	23.518	37.354	31.360	19.926	1'52.158	248,3	11:37'25.251
19	23.622	36.253	31.482	20.118	1'51.475	258,4	11:39'16.726
20	24.843	36.689	31.288	19.754	1'52.574	255,3	11:41'09.300
21	23.316	35.814	31.239	19.782	1'50.151C	259,6	11:42'59.451
22	23.466	35.572	31.057	19.844	1'49.939	257,1	11:44'49.390
23	22.946	35.747	31.386	19.710	1'49.789	257,1	11:46'39.179
24	22.785	35.868	31.253	19.556	1'49.462	259,0	11:48'28.641
25	22.676	35.954	30.813	19.677	1'49.120	259,6	11:50'17.761

10	22.445	35.770	30.361	19.245	1'47.821	265,4	11:22'07.047
11	22.616	35.444	30.584	19.283	1'47.927C	266,0	11:23'54.974
12	22.758	35.662	30.307	19.442	1'48.169	255,3	11:25'43.143
13	22.238	35.053	30.668	19.122	1'47.081	266,0	11:27'30.224
14	22.693	35.610	30.402	1'49.851	3'18.556P	242,7	11:30'48.780

203 Ebimotors (1'48.156)							
Giro	Seg.1	Seg.2	Seg.3	Seg.4	T. Giro	km/h	Local Time
1		47.412	45.203	45.961		130,4	11:03'45.777
2	41.837	37.543	33.050	19.735	2'12.165P	180,3	11:05'57.942
3	23.387	37.213	31.015	19.652	1'51.267	256,5	11:07'49.209
4	23.919	36.247	32.476	19.384	1'52.026C	246,0	11:09'41.235
5	23.037	35.702	30.870	19.487	1'49.096C	257,8	11:11'30.331
6	22.839	35.509	30.570	19.238	1'48.156	263,4	11:13'18.487
7	22.539	36.408	31.521	38.019	2'08.487P	265,4	11:15'26.974
8	3'58.936	38.438	31.503	19.539	5'28.416P	155,4	11:20'55.390
9	22.793	35.611	30.531	19.487	1'48.422	262,8	11:22'43.812
10	23.102	35.549	31.368	38.479	2'08.498CP	263,4	11:24'52.310
11	3'13.343	42.667	33.350	20.377	4'49.737P	154,3	11:29'42.047
12	24.174	37.935	32.591	19.980	1'54.680	227,4	11:31'36.727
13	23.420	40.470	31.699	19.757	1'55.346	257,8	11:33'32.073
14	24.097	39.998	35.216	19.756	1'59.067	248,3	11:35'31.140
15	23.232	37.829	30.854	19.703	1'51.618	259,0	11:37'22.758
16	23.231	38.633	34.519	40.996	2'17.379P	260,2	11:39'40.137
17	2'38.443	44.241	36.168	21.018	4'19.870P	159,1	11:44'00.107
18	23.205	36.682	32.325	19.772	1'51.984	262,1	11:45'51.991
19	23.175	36.754	31.164	19.661	1'50.754	262,1	11:47'42.745
20	25.721	37.065	31.300	19.615	1'53.701	220,9	11:49'36.446
21	23.193	36.898	31.904	19.736	1'51.731	265,4	11:51'28.177

208 Iron Lynx (1'51.567)							
Giro	Seg.1	Seg.2	Seg.3	Seg.4	T. Giro	km/h	Local Time
1							11:02'02.109
2	41.364	38.679	32.977	1'39.512	3'32.532P	173,6	11:05'34.641
3	40.215	39.117	33.055	20.331	2'12.718P	178,5	11:07'47.359
4	24.632	42.172	32.750	20.181	1'59.735	250,6	11:09'47.094
5	25.903	37.037	32.102	20.193	1'55.235	206,1	11:11'42.329
6	24.097	37.415	31.434	20.233	1'53.179	253,5	11:13'35.508
7	23.956	36.871	31.615	19.638	1'52.080	257,1	11:15'27.588
8	23.884	38.434	32.943	20.074	1'55.335	257,1	11:17'22.923
9	24.332	37.572	32.252	19.844	1'54.000	251,7	11:19'16.923
10	24.211	36.552	32.740	20.053	1'53.556	241,6	11:21'10.479
11	24.194	36.828	33.456	1'22.220	2'56.698P	235,3	11:24'07.177
12	41.047	37.129	32.831	19.886	2'10.893P	174,2	11:26'18.070
13	23.991	36.751	32.152	19.881	1'52.775	244,9	11:28'10.845
14	23.858	37.829	37.728	20.201	1'59.616	253,5	11:30'10.461
15	23.945	36.689	31.710	19.902	1'52.246	253,5	11:32'02.707
16	23.881	36.358	31.947	19.653	1'51.839	255,3	11:33'54.546
17	23.666	36.288	32.057	19.584	1'51.595	258,4	11:35'46.141
18	23.239	36.882	31.694	19.752	1'51.567	258,4	11:37'37.708
19	23.656	36.638	31.785	19.752	1'51.831	254,1	11:39'29.539
20	23.550	36.603	33.305	20.198	1'53.656C	254,1	11:41'23.195
21	23.564	36.654	32.357	1'22.258	2'54.833CP	257,8	11:44'18.028
22	39.050	36.833	31.844	19.964	2'07.691P	178,5	11:46'25.719

209 Iron Lynx (1'49.953)							
Giro	Seg.1	Seg.2	Seg.3	Seg.4	T. Giro	km/h	Local Time
1							11:01'40.182
2	45.482	48.090	39.477	3'35.053	5'48.102P	139,5	11:07'28.284
3	41.963	44.721	35.599	21.095	2'23.378P	174,2	11:09'51.662
4	26.043	39.573	33.128	20.755	1'59.499	220,9	11:11'51.161
5	24.851	38.893	33.202	20.864	1'57.810	231,3	11:13'48.971
6	24.462	38.045	33.569	20.428	1'56.504	247,1	11:15'45.475
7	24.415	38.148	32.161	20.222	1'54.946	245,5	11:17'40.421
8	25.135	39.085	32.046	20.394	1'56.660	217,7	11:19'37.081
9	24.319	38.246	32.710	20.360	1'55.635	240,0	11:21'32.716
10	26.781	38.690	32.153	2'57.317	4'34.941P	176,8	11:26'07.657
11	40.404	41.523	33.776	20.348	2'16.051P	181,2	11:28'23.708
12	24.260	38.106	32.536	20.520	1'55.422	240,5	11:30'19.130
13	23.461	37.513	31.989	19.908	1'52.871	254,1	11:32'12.001
14	23.241	36.774	31.397	20.474	1'51.886	252,9	11:34'03.887
15	25.224	36.900	32.672	20.349	1'55.145	241,6	11:35'59.032
16	23.333	37.346	31.174	3'07.832	4'39.685P	254,7	11:40'38.717
17	38.911	36.988	31.340	20.132	2'07.371P	180,0	11:42'46.088
18	22.912	36.162	30.972	20.468	1'50.514	253,5	11:44'36.602
19	23.359	37.718	32.670	20.375	1'54.122	247,1	11:46'30.724
20	23.024	36.665	30.855	19.790	1'50.334	253,5	11:48'21.058
21	23.001	36.623	30.680	19.649	1'49.953	255,3	11:50'11.011

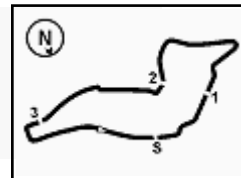
206 VSR (1'47.081)							
Giro	Seg.1	Seg.2	Seg.3	Seg.4	T. Giro	km/h	Local Time
1							11:01'52.988
2	43.639	43.172	34.014	23.237	2'24.062P	125,9	11:04'17.050
3	23.193	37.928	31.281	21.034	1'53.436	261,5	11:06'10.486
4	22.766	35.664	30.552	19.306	1'48.288	264,1	11:07'58.774
5	22.448	35.675	31.577	19.567	1'49.267	264,1	11:09'48.041
6	23.413	35.782	30.578	19.491	1'49.264	253,5	11:11'37.305
7	22.487	35.795	30.726	3'11.127	4'40.135P	266,0	11:16'17.440
8	43.414	39.290	31.571	19.399	2'13.674P	184,0	11:18'31.114
9	22.631	35.899	30.374	19.208	1'48.112	263,4	11:20'19.226

222 Krypton Motorsport (1'47.030)							
Giro	Seg.1	Seg.2	Seg.3	Seg.4	T. Giro	km/h	Local Time
1							11:02'07.768
2	23.292	36.052	30.857	19.564	1'49.765	260,2	11:03'57.533
3	23.665	36.363	30.974	24.249	1'55.251	259,0	11:05'52.784
4	22.809	35.858	30.364	19.462	1'48.493	260,9	11:07'41.277
5	23.233	37.281	32.777	19.659	1'52.950	261,5	11:09'34.227
6	22.778	35.324	30.532	1'50.648	3'19.282P	262,1	11:12'53.509

27/10/2023

P = Box In/Out - C = Tempo Invalidato




ACI Racing Weekend Imola, 28-29 Ottobre 2023
Campionato Italiano Gran Turismo Sprint - Analisi Tempi Libere 1

Imola Circuit 4.909 m

6 / 7

7	40.048	35.857	30.396	19.445	2'05.746P	180,0	11:14'59.255	16	23.311	36.670	31.013	20.168	1'51.162	262,1	11:33'52.536
8	22.596	35.353	29.914	19.167	1'47.030	260,9	11:16'46.285	17	24.441	36.642	31.006	19.653	1'51.742	264,7	11:35'44.278
9	22.761	37.488	32.172	1'14.378	2'46.799P	262,1	11:19'33.084	18	23.105	36.750	31.198	19.730	1'50.783	264,1	11:37'35.061
10	38.554	35.638	30.773	19.382	2'04.347P	181,2	11:21'37.431	19	24.609	37.069	31.534	2'50.205	4'23.417P	236,8	11:41'58.478
11	22.968	36.595	30.644	19.422	1'49.629	263,4	11:23'27.060	20	39.242	38.410	33.701	19.864	2'11.217P	178,2	11:44'09.695
12	22.582	35.076	30.874	2'55.945	4'24.477CP	260,9	11:27'51.537	21	23.357	37.424	31.554	19.838	1'52.173	264,7	11:46'01.868
13	40.628	36.869	32.243	19.902	2'09.642P	176,8	11:30'01.179	22	23.359	36.464	31.156	19.986	1'50.965	258,4	11:47'52.833
14	22.875	35.518	30.362	27.067	1'55.822C	259,6	11:31'57.001	23	23.217	36.517	31.121	20.054	1'50.909	264,1	11:49'43.742
15	23.232	35.184	29.997	19.265	1'47.678	257,8	11:33'44.679	24	23.185	37.067	31.170	19.865	1'51.287	264,7	11:51'35.029
16	22.752	35.405	30.552	19.669	1'48.378	261,5	11:35'33.057								
17	22.741	35.416	30.178	19.393	1'47.728	261,5	11:37'20.785								

247 Carminati Ettore (1'49.256)

Giro	Seg.1	Seg.2	Seg.3	Seg.4	T. Giro	km/h	Local Time
1							11:00'16.539
2	44.562	41.729	33.708	20.773	2'20.772P	154,5	11:02'37.311
3	25.685	38.181	32.882	20.162	1'56.910	210,1	11:04'34.221
4	23.504	36.277	31.242	19.820	1'50.843	257,8	11:06'25.064
5	23.217	35.911	30.951	19.694	1'49.773	256,5	11:08'14.837
6	22.902	35.875	30.832	19.647	1'49.256	256,5	11:10'04.093
7	23.074	35.812	30.878	19.924	1'49.688	255,9	11:11'53.781
8	23.062	39.861	33.140	3'52.981	5'29.044P	257,1	11:17'22.825
9	41.674	41.405	33.119	21.689	2'17.887P	163,9	11:19'40.712
10	24.953	37.879	31.791	20.181	1'54.804	250,6	11:21'35.516
11	25.692	38.975	32.388	5'58.197	7'35.252P	251,2	11:29'10.768
12	41.423	41.009	35.183	21.001	2'18.616P	161,7	11:31'29.384

248 DL Racing (1'48.759)

Giro	Seg.1	Seg.2	Seg.3	Seg.4	T. Giro	km/h	Local Time
1							11:00'49.179
2	51.260	48.221	39.967	23.617	2'43.065P	113,3	11:03'32.244
3	27.243	37.692	33.949	20.340	1'59.224	203,8	11:05'31.468
4	23.701	37.078	33.141	19.865	1'53.785	253,5	11:07'25.253
5	23.299	36.132	31.621	19.671	1'50.723	259,0	11:09'15.976
6	23.089	36.310	32.273	20.304	1'51.976	257,8	11:11'07.952
7	23.428	36.451	32.019	19.808	1'51.706C	260,2	11:12'59.658
8	23.462	36.287	32.291	20.731	1'52.771	257,8	11:14'52.429
9	23.071	36.004	31.612	20.606	1'51.293	259,0	11:16'43.722
10	23.122	35.755	31.360	19.507	1'49.744	257,1	11:18'33.466
11	22.973	35.654	30.690	19.743	1'49.060	262,1	11:20'22.526
12	23.115	35.547	30.671	19.783	1'49.116	260,2	11:22'11.642
13	22.794	35.899	30.692	2'59.886	4'29.271P	260,9	11:26'40.913
14	40.368	36.250	39.141	21.887	2'17.646P	156,7	11:28'58.559
15	24.050	35.902	33.691	19.893	1'53.536	250,6	11:30'52.095
16	23.623	37.291	31.142	19.684	1'51.740C	260,2	11:32'43.835
17	22.934	35.766	30.833	19.469	1'49.002	259,6	11:34'32.837
18	22.869	35.813	30.828	19.569	1'49.079	259,6	11:36'21.916
19	22.786	35.776	30.858	19.751	1'49.171	257,1	11:38'11.087
20	22.755	35.591	31.007	19.406	1'48.759	259,0	11:39'59.846
21	23.064	39.522	35.392	19.890	1'57.868	260,9	11:41'57.714
22	23.117	36.003	32.951	19.576	1'51.647	259,6	11:43'49.361
23	23.056	35.856	30.773	19.495	1'49.180	260,2	11:45'38.541

233 Grisi Alberto (2'12.115)

Giro	Seg.1	Seg.2	Seg.3	Seg.4	T. Giro	km/h	Local Time
1		44.740	40.227	24.645		122,4	11:03'07.025
2	29.715	43.095	38.465	21.269	2'12.544	179,1	11:05'19.569
3	26.024	43.469	37.768	24.854	2'12.115	218,2	11:07'31.684
4	35.941	50.625	38.256	43.508	2'48.330P	140,4	11:10'20.014

234 GDL Racing (1'49.684)

Giro	Seg.1	Seg.2	Seg.3	Seg.4	T. Giro	km/h	Local Time
1							11:00'05.425
2	51.050	42.524	36.066	21.261	2'30.901P	163,9	11:02'36.326
3	26.258	41.088	34.439	21.437	2'03.222	205,3	11:04'39.548
4	24.116	38.131	32.815	20.127	1'55.189	246,6	11:06'34.737
5	23.658	37.557	32.952	20.121	1'54.288	259,6	11:08'29.025
6	23.245	37.023	32.362	20.072	1'52.702	264,7	11:10'21.727
7	23.417	37.710	32.305	2'02.495	3'35.927P	262,8	11:13'57.654
8	40.088	38.100	32.829	20.033	2'11.050P	181,8	11:16'08.704
9	23.260	37.309	32.485	20.122	1'53.176	262,8	11:18'01.880
10	23.303	36.638	30.968	19.741	1'50.650	263,4	11:19'52.530
11	23.342	37.483	30.914	19.850	1'51.589	262,1	11:21'44.119
12	23.027	36.325	30.678	19.654	1'49.684	264,7	11:23'33.803
13	23.174	36.222	31.060	2'43.551	4'14.007P	265,4	11:27'47.810
14	40.746	38.540	35.512	23.572	2'18.370P	175,3	11:30'06.180
15	25.479	37.189	32.090	20.436	1'55.194	234,8	11:32'01.374

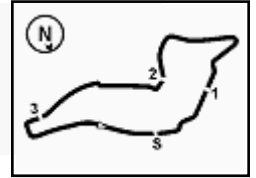
271 Ebimotors (1'48.605)

Giro	Seg.1	Seg.2	Seg.3	Seg.4	T. Giro	km/h	Local Time
1		47.524	40.882	43.314		133,0	11:03'39.467
2	43.312	40.078	36.213	19.848	2'19.451P	144,4	11:05'58.918
3	23.366	37.041	31.950	19.962	1'52.319	260,9	11:07'51.237
4	23.380	37.579	31.270	19.696	1'51.925	259,6	11:09'43.162
5	23.468	36.498	30.900	19.768	1'50.634	257,8	11:11'33.796
6	23.055	36.247	30.666	19.668	1'49.636	262,8	11:13'23.432
7	23.273	36.222	32.638	36.107	2'08.240P	263,4	11:15'31.672
8	5'46.771	37.143	34.272	19.841	7'18.027P	182,1	11:22'49.699
9	22.904	35.983	30.453	19.535	1'48.875	262,1	11:24'38.574
10	22.988	35.862	31.908	19.514	1'50.272	262,1	11:26'28.846

27/10/2023

P = Box In/Out - C = Tempo Invalidato




ACI Racing Weekend Imola, 28-29 Ottobre 2023
Campionato Italiano Gran Turismo Sprint - Analisi Tempi Libere 1

Imola Circuit 4.909 m

7 / 7

11	22.772	35.955	30.417	35.783	2'04.927P	262,8	11:28'33.773	20	39.777	36.862	30.946	20.074	2'07.659P	180,9	11:44'04.479
12	3'10.232	40.270	34.108	20.080	4'44.690P	175,3	11:33'18.463	21	22.944	36.705	30.673	19.454	1'49.776	261,5	11:45'54.255
13	23.601	37.438	33.029	19.816	1'53.884	261,5	11:35'12.347	22	22.647	36.430	30.517	19.441	1'49.035	267,3	11:47'43.290
14	23.681	36.672	31.476	19.914	1'51.743	262,8	11:37'04.090	23	23.910	37.509	30.597	19.488	1'51.504	244,3	11:49'34.794
15	23.434	36.896	30.971	19.783	1'51.084	261,5	11:38'55.174								
16	24.401	37.833	31.485	19.688	1'53.407	259,6	11:40'48.581								
17	23.233	36.294	30.656	19.678	1'49.861	260,9	11:42'38.442								
18	23.145	36.247	32.253	19.683	1'51.328	262,8	11:44'29.770								
19	23.102	36.336	30.453	19.553	1'49.444	262,8	11:46'19.214								
20	22.884	36.037	30.759	19.741	1'49.421	262,8	11:48'08.635								
21	22.890	35.890	30.613	19.696	1'49.089	262,8	11:49'57.724								
22	22.695	36.125	30.364	19.421	1'48.605	262,8	11:51'46.329								

296 Easy Race (1'50.126)

Giro	Seg.1	Seg.2	Seg.3	Seg.4	T. Giro	km/h	Local Time
1		38.280	32.247	19.652		159,8	11:02'12.890
2	24.546	38.739	32.354	20.279	1'55.918	225,9	11:04'08.808
3	24.267	37.661	32.289	1'32.264	3'06.481P	238,4	11:07'15.289
4	39.137	37.598	33.654	20.306	2'10.695P	184,0	11:09'25.984
5	24.009	38.022	31.809	19.640	1'53.480	237,4	11:11'19.464
6	23.655	37.436	33.211	19.501	1'53.803	248,3	11:13'13.267
7	23.499	37.431	31.481	19.572	1'51.983	251,7	11:15'05.250
8	23.491	37.339	31.585	19.741	1'52.156	258,4	11:16'57.406
9	23.661	37.483	31.644	19.567	1'52.355	262,8	11:18'49.761
10	23.528	38.634	33.272	19.720	1'55.154	257,1	11:20'44.915
11	24.313	38.756	31.613	19.583	1'54.265	242,7	11:22'39.180
12	23.606	37.252	31.309	19.891	1'52.058	257,1	11:24'31.238
13	24.662	38.083	31.770	2'49.470	4'23.985P	238,9	11:28'55.223
14	41.140	43.050	32.257	20.487	2'16.934P	175,0	11:31'12.157
15	24.899	37.659	32.867	2'31.769	4'07.194P	210,5	11:35'19.351
16	41.586	37.305	31.657	19.844	2'10.392P	131,2	11:37'29.743
17	23.235	37.424	32.293	19.921	1'52.873	262,8	11:39'22.616
18	23.222	36.583	33.625	20.272	1'53.702	263,4	11:41'16.318
19	23.228	36.413	31.348	19.891	1'50.880	264,7	11:43'07.198
20	23.836	37.313	31.642	19.875	1'52.666	264,1	11:44'59.864
21	22.978	36.411	31.232	19.779	1'50.400	262,8	11:46'50.264
22	23.131	36.612	31.059	19.875	1'50.677	262,1	11:48'40.941
23	23.138	36.111	31.186	19.691	1'50.126	263,4	11:50'31.067

272 DL Racing (1'47.333)

Giro	Seg.1	Seg.2	Seg.3	Seg.4	T. Giro	km/h	Local Time
1					2'57.293P	138,1	11:00'35.885
2	45.160	48.752	37.279	46.102	2'13.070P	153,8	11:05'46.248
3	44.329	37.830	31.201	19.710	1'48.346	255,9	11:07'34.594
4	23.107	35.475	30.445	19.319	1'50.932	255,9	11:09'25.526
5	22.938	35.592	32.540	19.862	1'47.761	253,5	11:11'13.287
6	22.706	35.219	30.458	19.378	1'48.481	257,8	11:13'01.768
7	22.456	35.771	30.821	19.433	1'48.480	257,1	11:14'50.248
8	22.617	35.823	30.484	19.556	1'48.480	257,1	11:16'37.581
9	22.462	35.261	30.227	19.383	1'47.333	256,5	11:18'19.395
10	22.798	35.339	32.003	2'11.674	3'41.814P	257,1	11:20'19.395
11	40.303	38.123	31.880	20.310	2'10.616P	147,9	11:22'30.011
12	24.720	36.200	30.973	19.422	1'51.315	209,3	11:24'21.326
13	23.194	36.041	30.959	19.449	1'49.643	257,1	11:26'10.969
14	22.754	35.702	30.735	20.664	1'49.855	258,4	11:28'00.824
15	23.451	36.157	30.868	19.653	1'50.129	257,8	11:29'50.953
16	22.912	35.770	30.660	19.425	1'48.767	255,3	11:31'39.720
17	22.557	35.800	31.157	20.079	1'49.593	257,1	11:33'29.313
18	22.800	35.429	30.518	19.469	1'48.216	257,1	11:35'17.529
19	22.716	35.546	30.519	20.721	1'49.502	259,0	11:37'07.031
20	23.081	35.741	30.710	19.282	1'48.814	258,4	11:38'55.845
21	23.410	35.912	31.687	19.368	1'50.377C	258,4	11:40'46.222
22	22.752	35.636	30.663	19.415	1'48.466	257,1	11:42'34.688
23	22.979	35.584	31.647	19.383	1'49.593	255,9	11:44'24.281
24	22.689	35.703	30.481	19.522	1'48.395	257,8	11:46'12.676
25	22.680	35.539	30.632	19.377	1'48.228	257,1	11:48'00.904
26	22.519	35.514	30.343	19.429	1'47.805	257,1	11:49'48.709

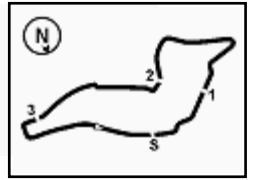
290 Formula Racing (1'49.035)

Giro	Seg.1	Seg.2	Seg.3	Seg.4	T. Giro	km/h	Local Time
1		44.533	36.644	21.419		138,6	11:02'26.176
2	28.955	41.845	33.219	21.437	2'05.456	212,6	11:04'31.632
3	27.815	41.293	31.606	19.876	2'00.590	184,0	11:06'32.222
4	23.731	37.547	31.092	19.700	1'52.070	256,5	11:08'24.292
5	23.473	37.120	30.957	19.925	1'51.475	262,8	11:10'15.767
6	23.155	36.700	31.220	20.318	1'51.393	264,7	11:12'07.160
7	23.065	36.846	31.050	19.903	1'50.864	260,2	11:13'58.024
8	22.836	36.746	30.671	19.515	1'49.768	265,4	11:15'47.792
9	22.968	38.206	32.185	19.625	1'52.984	268,0	11:17'40.776
10	23.358	36.928	31.838	2'34.537	4'06.661P	254,7	11:21'47.437
11	39.752	37.170	30.768	19.443	2'07.133P	183,7	11:23'54.570
12	22.984	37.338	30.978	19.371	1'50.671	268,0	11:25'45.241
13	23.043	36.916	30.606	19.603	1'50.168	269,3	11:27'35.409
14	22.968	36.627	30.362	19.870	1'49.827	268,0	11:29'25.236
15	22.978	36.444	30.842	19.475	1'49.739	264,7	11:31'14.975
16	24.249	38.093	31.153	19.705	1'53.200	268,0	11:33'08.175
17	22.909	37.342	30.956	19.496	1'50.703	265,4	11:34'58.878
18	22.808	37.408	30.938	19.742	1'50.896	268,7	11:36'49.774
19	22.848	36.705	31.200	3'36.293	5'07.046P	266,0	11:41'56.820

27/10/2023

P = Box In/Out - C = Tempo Invalidato

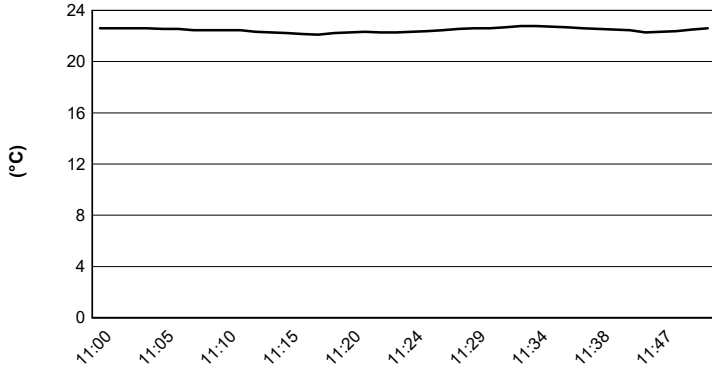




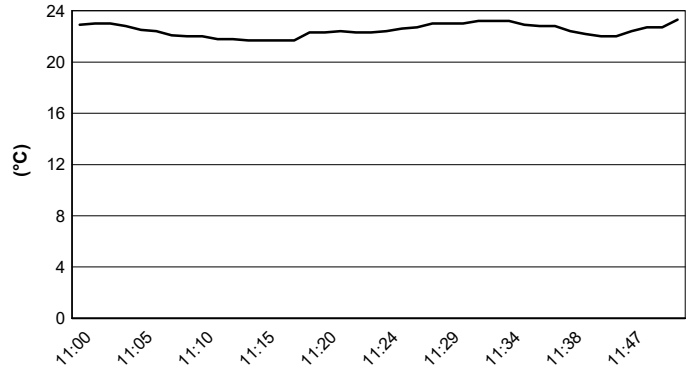
Imola Circuit 4.909 m

ACI Racing Weekend Imola, 28-29 Ottobre 2023
Campionato Italiano Gran Turismo Sprint - Meteo Libere 1
Session started 11:00 - Session ended 11:51

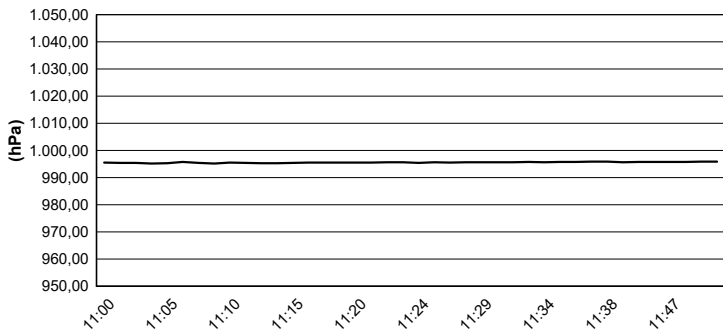
Air Temperature



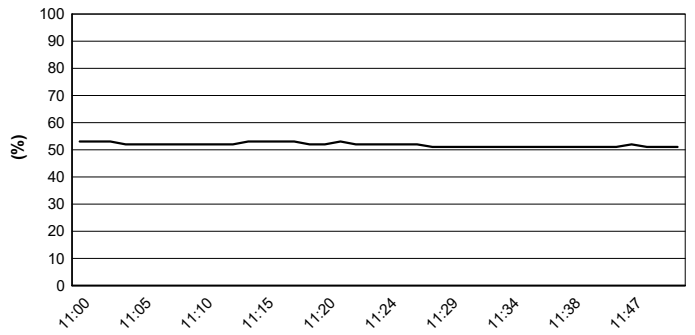
Track Temperature



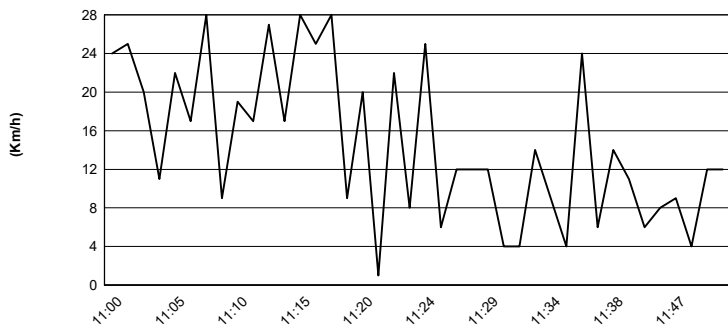
Air Pressure



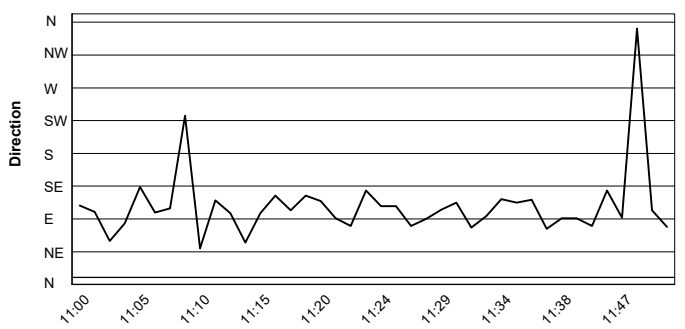
Humidity



Wind Speed

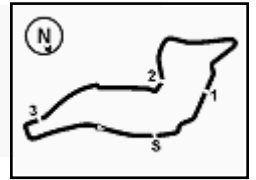


Wind Direction



27/10/2023





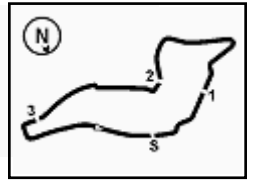
Imola Circuit 4.909 m

ACI Racing Weekend Imola, 28-29 Ottobre 2023

Campionato Italiano Gran Turismo Sprint - Pit Times Libere 1

No.	Concorrente	Auto		Orario Locale	Pit Time
3	Easy Race	T.BIAGI	USCITA BOX	11:01'41.811	
			INGRESSO BOX	11:10'47.993	
			USCITA BOX	11:12'33.191	1'45.198
			INGRESSO BOX	11:24'55.800	
			USCITA BOX	11:28'51.105	3'55.305
			INGRESSO BOX	11:41'18.226	
6	AKM Motorsport	G.KELSTRUP	USCITA BOX	11:13'40.333	
			INGRESSO BOX	11:24'20.131	
			USCITA BOX	11:26'38.586	2'18.455
			INGRESSO BOX	11:32'08.312	
			USCITA BOX	11:36'32.132	4'23.820
			INGRESSO BOX	11:38'22.996	
7	BMW Italia Ceccato Racing	J.KLINGMANN	USCITA BOX	11:00'04.187	
			INGRESSO BOX	11:08'54.673	
			USCITA BOX	11:10'43.698	1'49.025
			INGRESSO BOX	11:19'29.272	
			USCITA BOX	11:21'01.309	1'32.037
			INGRESSO BOX	11:29'41.752	
8	BMW Italia Ceccato Racing	C.TAMBURINI	USCITA BOX	11:00'05.920	
			INGRESSO BOX	11:10'59.657	
			USCITA BOX	11:12'47.277	1'47.620
			INGRESSO BOX	11:21'37.145	
			USCITA BOX	11:22'57.367	1'20.222
			INGRESSO BOX	11:39'01.572	
9	Oregon Team	A.DELEDDA	USCITA BOX	11:02'03.557	
			INGRESSO BOX	11:10'53.665	
			USCITA BOX	11:14'12.334	3'18.669
			INGRESSO BOX	11:19'26.357	
			USCITA BOX	11:21'45.707	2'19.350
			INGRESSO BOX	11:39'43.012	
16	Imperiale Sport Car Service	M.CIGLIA	USCITA BOX	11:00'20.030	
			INGRESSO BOX	11:10'22.000	
			USCITA BOX	11:17'08.290	6'46.290
			INGRESSO BOX	11:30'02.097	
			USCITA BOX	11:32'49.026	2'46.929
19	VSR	M.LLARENA	USCITA BOX	11:01'14.572	
			INGRESSO BOX	11:15'40.217	
			USCITA BOX	11:18'39.892	2'59.675
			INGRESSO BOX	11:29'25.819	
			USCITA BOX	11:31'21.401	1'55.582
			INGRESSO BOX	11:38'27.072	
			USCITA BOX	11:39'43.156	1'16.084
			INGRESSO BOX	11:43'16.068	
			USCITA BOX	11:44'34.701	1'18.633
			INGRESSO BOX	11:46'28.027	





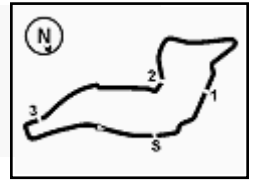
Imola Circuit 4.909 m

ACI Racing Weekend Imola, 28-29 Ottobre 2023

Campionato Italiano Gran Turismo Sprint - Pit Times Libere 1

No.	Concorrente	Auto		Orario Locale	Pit Time
20	Iron Lynx	C.SCHIAVONI	USCITA BOX	11:00'07.215	
			INGRESSO BOX	11:09'05.023	
			USCITA BOX	11:10'40.328	1'35.305
			INGRESSO BOX	11:17'38.604	
			USCITA BOX	11:21'31.746	3'53.142
			INGRESSO BOX	11:43'32.818	
23	Best Lap	L.COLUCCIO	USCITA BOX	11:00'46.629	
			INGRESSO BOX	11:09'48.765	
			USCITA BOX	11:12'41.949	2'53.184
			INGRESSO BOX	11:21'26.051	
			USCITA BOX	11:24'16.372	2'50.321
			INGRESSO BOX	11:41'52.342	
51	AF Corse	L.NURMI	USCITA BOX	11:02'19.460	
			INGRESSO BOX	11:23'37.472	
			USCITA BOX	11:26'28.426	2'50.954
			INGRESSO BOX	11:51'15.338	
			USCITA BOX	11:00'13.273	
			INGRESSO BOX	11:27'13.354	
52	AF Corse	S.WHITE	USCITA BOX	11:00'13.273	
			INGRESSO BOX	11:27'13.354	
			USCITA BOX	11:28'55.085	1'41.731
			INGRESSO BOX	11:50'04.536	
54	Imperiale Sport Car Service	P.DENES	USCITA BOX	11:00'27.642	
			INGRESSO BOX	11:07'50.893	
			USCITA BOX	11:14'58.719	7'07.826
			INGRESSO BOX	11:28'58.892	
			USCITA BOX	11:31'34.688	2'35.796
55	Nova Race Events	M.GRECO	USCITA BOX	11:00'25.083	
			INGRESSO BOX	11:13'04.340	
			USCITA BOX	11:14'29.872	1'25.532
			INGRESSO BOX	11:23'36.633	
			USCITA BOX	11:27'25.587	3'48.954
			INGRESSO BOX	11:32'48.831	
60	VSR	A.PETROV	INGRESSO BOX	11:01'50.015	
			USCITA BOX	11:03'05.559	1'15.544
			INGRESSO BOX	11:17'14.336	
			USCITA BOX	11:22'26.378	5'12.042
			INGRESSO BOX	11:36'29.197	
			USCITA BOX	11:40'30.559	4'01.362
63	VSR	M.MICHELOTTO	USCITA BOX	11:00'22.775	
			INGRESSO BOX	11:02'11.432	
			USCITA BOX	11:03'25.857	1'14.425
			INGRESSO BOX	11:10'25.252	
			USCITA BOX	11:12'38.965	2'13.713
			INGRESSO BOX	11:17'54.044	
			USCITA BOX	11:19'30.596	1'36.552
			INGRESSO BOX	11:24'45.194	
USCITA BOX	11:26'24.551	1'39.357			





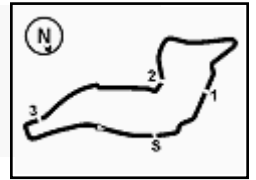
Imola Circuit 4.909 m

ACI Racing Weekend Imola, 28-29 Ottobre 2023

Campionato Italiano Gran Turismo Sprint - Pit Times Libere 1

No.	Concorrente	Auto		Orario Locale	Pit Time
63	VSR	M.MICHELOTTO	INGRESSO BOX	11:40'24.677	
			USCITA BOX	11:41'56.368	1'31.691
			INGRESSO BOX	11:43'43.190	
			USCITA BOX	11:45'14.886	1'31.696
			INGRESSO BOX	11:50'29.441	
77	Nova Race Events	L.MAGNONI	USCITA BOX	11:01'32.306	
			INGRESSO BOX	11:18'09.171	
			USCITA BOX	11:21'02.545	2'53.374
			INGRESSO BOX	11:35'26.725	
			USCITA BOX	11:36'55.401	1'28.676
			INGRESSO BOX	11:45'52.995	
106	Pollini Giacomo	G.POLLINI	USCITA BOX	11:00'36.850	
			INGRESSO BOX	11:22'45.570	
			USCITA BOX	11:24'58.391	2'12.821
			INGRESSO BOX	11:48'45.134	
112	Ombra Racing	M.DI GIUSTO	USCITA BOX	11:02'38.117	
			INGRESSO BOX	11:13'27.822	
			USCITA BOX	11:15'48.807	2'20.985
			INGRESSO BOX	11:24'51.295	
			USCITA BOX	11:30'02.617	5'11.322
			INGRESSO BOX	11:39'13.631	
163	VSR	P.RANDAZZO	USCITA BOX	11:04'03.720	
			INGRESSO BOX	11:17'11.745	
			USCITA BOX	11:25'01.110	7'49.365
			INGRESSO BOX	11:39'11.842	
172	DL Racing	D.VEBSTER	USCITA BOX	11:15'19.309	
			INGRESSO BOX	11:26'03.368	
			USCITA BOX	11:27'56.736	1'53.368
			INGRESSO BOX	11:40'53.017	
			USCITA BOX	11:42'33.007	1'39.990
			INGRESSO BOX	11:44'28.460	
199	Colavita Giovanni	L.COLAVITA	USCITA BOX	11:01'17.585	
			INGRESSO BOX	11:14'20.046	
			USCITA BOX	11:19'15.818	4'55.772
			INGRESSO BOX	11:26'32.033	
			USCITA BOX	11:29'13.212	2'41.179
202	HC Racing	F.D'AURIA	USCITA BOX	11:00'45.221	
			INGRESSO BOX	11:13'03.498	
			USCITA BOX	11:14'31.796	1'28.298
			INGRESSO BOX	11:31'28.732	
			USCITA BOX	11:33'30.612	2'01.880
203	Ebimotors	C.PAPI	USCITA BOX	11:00'54.404	
			INGRESSO BOX	11:03'22.485	
			USCITA BOX	11:04'01.163	38.678





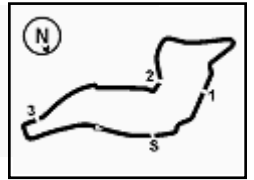
Imola Circuit 4.909 m

ACI Racing Weekend Imola, 28-29 Ottobre 2023

Campionato Italiano Gran Turismo Sprint - Pit Times Libere 1

No. Concorrente	Auto		Orario Locale	Pit Time	
203	Ebimotors	C.PAPI	INGRESSO BOX	11:15'05.881	
			USCITA BOX	11:19'00.789	3'54.908
			INGRESSO BOX	11:24'30.461	
			USCITA BOX	11:27'35.674	3'05.213
			INGRESSO BOX	11:39'17.842	
			USCITA BOX	11:41'51.043	2'33.201
206	VSR	I.ZANON	USCITA BOX	11:02'08.859	
			INGRESSO BOX	11:13'22.931	
			USCITA BOX	11:16'35.856	3'12.925
			INGRESSO BOX	11:29'14.605	
			USCITA BOX	11:31'04.142	1'49.537
			INGRESSO BOX	11:32'56.393	
208	Iron Lynx	L.PRIVITELIO	USCITA BOX	11:02'16.078	
			INGRESSO BOX	11:04'13.879	
			USCITA BOX	11:05'48.617	1'34.738
			INGRESSO BOX	11:23'01.500	
			USCITA BOX	11:24'21.932	1'20.432
			INGRESSO BOX	11:43'12.470	
			USCITA BOX	11:44'31.973	1'19.503
			INGRESSO BOX	11:48'17.845	
209	Iron Lynx	B.MALERBA	USCITA BOX	11:01'55.265	
			INGRESSO BOX	11:04'15.823	
			USCITA BOX	11:07'42.267	3'26.444
			INGRESSO BOX	11:23'30.948	
			USCITA BOX	11:26'21.471	2'50.523
			INGRESSO BOX	11:37'48.501	
222	Krypton Motorsport	S.PEZZUCCHI	USCITA BOX	11:00'09.854	
			INGRESSO BOX	11:11'23.314	
			USCITA BOX	11:13'07.617	1'44.303
			INGRESSO BOX	11:18'36.970	
			USCITA BOX	11:19'47.118	1'10.148
			INGRESSO BOX	11:25'14.170	
223	DL Racing	D.LOCANTO	USCITA BOX	11:01'10.899	
			INGRESSO BOX	11:03'17.824	
			USCITA BOX	11:03'52.493	34.669
			INGRESSO BOX	11:22'27.072	
			USCITA BOX	11:25'22.482	2'55.410
			INGRESSO BOX	11:35'18.546	
233	Grisi Alberto	A.GRISI	USCITA BOX	11:00'43.999	
			INGRESSO BOX	11:09'56.863	
234	GDL Racing	M.LUVISI	USCITA BOX	11:00'26.379	
			INGRESSO BOX	11:12'13.163	
			USCITA BOX	11:14'11.701	1'58.538
			INGRESSO BOX	11:25'20.911	





Imola Circuit 4.909 m

ACI Racing Weekend Imola, 28-29 Ottobre 2023

Campionato Italiano Gran Turismo Sprint - Pit Times Libere 1

No. Concorrente	Auto		Orario Locale	Pit Time	
234	GDL Racing	M.LUVISI	USCITA BOX	11:28'01.884	2'40.973
			INGRESSO BOX	11:39'24.743	
			USCITA BOX	11:42'12.315	
247	Carminati Ettore	E.CARMINATI	USCITA BOX	11:00'31.003	3'47.118
			INGRESSO BOX	11:13'49.293	
			USCITA BOX	11:17'36.411	
			INGRESSO BOX	11:23'32.798	
			USCITA BOX	11:29'24.451	
			INGRESSO BOX	11:33'29.186	5'51.653
248	DL Racing	P.ALESSANDRI	USCITA BOX	11:01'05.941	2'56.058
			INGRESSO BOX	11:23'58.583	
			USCITA BOX	11:26'54.641	
			INGRESSO BOX	11:48'11.545	
271	Ebimotors	N.LIANA	USCITA BOX	11:00'56.647	34.060
			INGRESSO BOX	11:03'19.295	
			USCITA BOX	11:03'53.355	
			INGRESSO BOX	11:15'11.658	
			USCITA BOX	11:20'53.280	
			INGRESSO BOX	11:28'13.738	
			USCITA BOX	11:31'16.692	5'41.622
272	DL Racing	A.FABI	USCITA BOX	11:00'49.605	35.955
			INGRESSO BOX	11:03'12.676	
			USCITA BOX	11:03'48.631	
			INGRESSO BOX	11:18'24.285	
			USCITA BOX	11:20'33.096	
			INGRESSO BOX	11:51'34.641	
290	Formula Racing	V.SCARPETTA	USCITA BOX	11:00'10.968	2'30.224
			INGRESSO BOX	11:19'31.207	
			USCITA BOX	11:22'01.431	
			INGRESSO BOX	11:38'37.194	
			USCITA BOX	11:42'10.902	
			INGRESSO BOX	11:51'30.834	
296	Easy Race	L.DEL COL	USCITA BOX	11:00'14.943	1'28.464
			INGRESSO BOX	11:06'00.886	
			USCITA BOX	11:07'29.350	
			INGRESSO BOX	11:26'23.242	
			USCITA BOX	11:29'09.198	
			INGRESSO BOX	11:33'06.078	
			USCITA BOX	11:35'33.304	2'45.956
					2'27.226

