
**ACI Racing Weekend Imola, 28-29 Ottobre 2023**
**Campionato Italiano Gran Turismo Sprint - Classifica Libere 2**

Imola Circuit 4.909 m

1 / 4

	Conduattore 1 Num. Concorrente	Conduattore 2 Team	Auto	Classe	Tempo	Dist.	Media	Giri
1	<b>51 NURMI Luka (FIN)</b> AF CORSE	<b>CASTRO Jules (BEL)</b> AF Corse	FERRARI 488	GT3-GT3PA	<b>1'42.249</b>		172,837	26
2	<b>9 DELEDDA Alessio (ITA)</b> OREGON TEAM	<b>PULCINI Leonardo (ITA)</b> Oregon Team	LAMBORGHINI HURACAN	GT3-GT3PR	<b>1'42.503</b>	0.254	172,409	23
3	<b>7 KLINGMANN Jens (DEU)</b> BMW ITALIA CECCATO RACING	<b>SPENGLER Bruno (CAN)</b> BMW Italia Ceccato Racing	BMW M4 GT3	GT3-GT3PR	<b>1'42.856</b>	0.607	171,817	20
4	<b>52 WHITE Stuart (ZAF)</b> AF CORSE	<b>D'AURIA Jean-Luc (CHE)</b> AF Corse	FERRARI 488	GT3-GT3PR	<b>1'42.955</b>	0.706	171,652	24
5	<b>20 SCHIAVONI Claudio (ITA)</b> IRON LYNX	<b>CRESSONI Matteo (ITA)</b> Iron Lynx	LAMBORGHINI HURACAN EVO 2	GT3-GT3PA	<b>1'43.079</b>	0.830	171,445	24
6	<b>23 COLUCCIO Luigi (ITA)</b> BEST LAP	<b>MAZZOLA Rocco (ITA)</b> Best Lap	FERRARI 488	GT3-GT3PA	<b>1'43.089</b>	0.840	171,429	24
7	<b>3 BIAGI Thomas (SMR)</b> EASY RACE	<b>PONZIO Riccardo (ITA)</b> Easy Race	FERRARI 296	GT3-GT3PR	<b>1'43.141</b>	0.892	171,342	24
8	<b>54 DENES Philippe (USA)</b> IMPERIALE SPORT CAR SERVICE	<b>GVAZAVA Dmitriy (KGZ)</b> Imperiale Sport Car	LAMBORGHINI HURACAN	GT3-GT3PA	<b>1'43.208</b>	0.959	171,231	23
9	<b>60 PETROV Artem (ISR)</b> VSR	<b>CAZZANIGA Riccardo (ITA)</b> VSR	LAMBORGHINI HURACAN EVO 2	GT3-GT3PR	<b>1'43.307</b>	1.058	171,067	18
10	<b>19 LLARENA Mateo (ITA)</b> VSR	<b>MOULIN Baptiste (BEL)</b> VSR	LAMBORGHINI HURACAN EVO 2	GT3-GT3PR	<b>1'43.313</b>	1.064	171,057	14
11	<b>8 TAMBURINI Carlo (ITA)</b> BMW ITALIA CECCATO RACING	<b>DE LUCA Francesco (ITA)</b> BMW Italia Ceccato Racing	BMW M4 GT3	GT3-GT3PA	<b>1'43.385</b>	1.136	170,938	23
12	<b>55 GRECO Matteo (ITA)</b> NOVA RACE EVENTS	<b>GNOS Axel (CHE)</b> Nova Race Events	HONDA NSX	GT3-GT3PA	<b>1'43.746</b>	1.497	170,343	19
13	<b>6 KELSTRUP Georg (DNK)</b> AKM MOTORSPORT	<b>SANDRUCCI Gustavo (ITA)</b> AKM Motorsport	MERCEDES SLS AMG	GT3-GT3PA	<b>1'43.959</b>	1.710	169,994	26
14	<b>77 MAGNONI Luca (ITA)</b> NOVA RACE EVENTS	<b>BODELLINI Andrea (ITA)</b> Nova Race Events	HONDA NSX	GT3-GT3AM	<b>1'45.013</b>	2.764	168,288	20
15	<b>16 CIGLIA Massimo (ITA)</b> IMPERIALE SPORT CAR SERVICE	<b>FASCICOLO Giuseppe (ITA)</b> Imperiale Sport Car	LAMBORGHINI HURACAN EVO 1	GT3-GT3AM	<b>1'45.295</b>	3.046	167,837	21
16	<b>199 COLAVITA Leonardo (ITA)</b> COLAVITA GIOVANNI	<b>MAGGI Giorgio (CHE)</b> Double TT Racing	FERRARI 488	GTCPA	<b>1'45.743</b>	3.494	167,126	22
17	<b>222 PEZZUCCHI Stefano (ITA)</b> KRYPTON MOTORSPORT	<b>PASTORELLI Luca (ITA)</b> Krypton Motorsport	PORSCHE 992	GTCAM	<b>1'45.831</b>	3.582	166,987	22
18	<b>106 POLLINI Giacomo (ITA)</b> POLLINI GIACOMO	<b>POLLINI Matteo (ITA)</b> Giacomo Race	LAMBORGHINI HURACAN	GTCPA	<b>1'45.865</b>	3.616	166,933	24
19	<b>172 VEBSTER Daniel (SWE)</b> DL RACING	<b>SEGÙ Luca (ITA)</b> Lamborghini Roma DL Racing	LAMBORGHINI HURACAN	GTCPA	<b>1'45.999</b>	3.750	166,722	25
20	<b>112 DI GIUSTO Mattia (ITA)</b> OMBRA RACING	<b>CECOTTO Jonathan (MCO)</b> Ombra Racing	PORSCHE 992	GTCPA	<b>1'46.135</b>	3.886	166,509	24
21	<b>163 RANDAZZO Piergiacomo (ITA)</b> VSR	<b>STADSBADER Gilles (BEL)</b> VSR	LAMBORGHINI HURACAN ST	GTCPA	<b>1'46.315</b>	4.066	166,227	13
22	<b>206 ZANON Ignazio (ITA)</b> VSR	VSR	LAMBORGHINI HURACAN ST	GTCAM	<b>1'46.558</b>	4.309	165,848	14
23	<b>271 LIANA Nicolò (ITA)</b> EBIMOTORS	<b>VALORI Ronnie (ITA)</b> Ebimotors	PORSCHE 991.2 GT3 CUP	GTCAM	<b>1'46.569</b>	4.320	165,831	21
24	<b>234 LUVISI Matteo (ITA)</b> GDL RACING	<b>CROCCOLINO Filippo (ITA)</b> GDL Racing	PORSCHE 991	GTCAM	<b>1'46.707</b>	4.458	165,616	21
25	<b>272 FABI Alessandro (ITA)</b> DL RACING	<b>RIVA Giacomo (ITA)</b> Lamborghini Roma DL Racing	LAMBORGHINI HURACAN	GTCAM	<b>1'46.868</b>	4.619	165,367	23
26	<b>290 SCARPETTA Vincenzo (ITA)</b>							

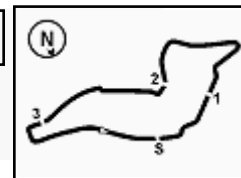
Direttore di Gara : Massimiliano Ghinassi

Direttore di Prova : Alessandro Ferrari

27/10/2023 Inizio 15:40 Fine 16:32

Esposta alle: .....




**ACI Racing Weekend Imola, 28-29 Ottobre 2023**
**Campionato Italiano Gran Turismo Sprint - Classifica Libere 2**

Imola Circuit 4.909 m

2 / 4

FORMULA RACING	Formula Racing	FERRARI 488	GTCAM	<b>1'47.964</b>	5.715	163,688	21
27 <b>223 LOCANTO Diego (ITA)</b> DL RACING	<b>CASSARÀ Marco (ITA)</b> DL Racing	LAMBORGHINI HURACÁN	GTCAM	<b>1'48.070</b>	5.821	163,527	23
28 <b>203 PAPI Cosimo (ITA)</b> EBIMOTORS	<b>PERONI Costantino (ITA)</b> Ebimotors	PORSCHE 991.2 GT3 CUP	GTCAM	<b>1'48.262</b>	6.013	163,237	10
29 <b>247 CARMINATI Ettore (ITA)</b> CARMINATI ETTORE	CRM Motorsport	LAMBORGHINI HURACÁN	GTCAM	<b>1'48.324</b>	6.075	163,144	18
30 <b>248 ALESSANDRI Pierluigi (ITA)</b> DL RACING	Lamborghini Roma DL Racing	LAMBORGHINI HURACÁN	GTCAM	<b>1'48.418</b>	6.169	163,002	22
31 <b>202 D'AURIA Ferdinando (ITA)</b> HC RACING	<b>OLIVA Gaetano (ITA)</b> HC Racing	LAMBORGHINI HURACÁN	GTCAM	<b>1'48.947</b>	6.698	162,211	24
32 <b>296 DEL COL Leonardo (ITA)</b> EASY RACE	<b>PIERANTONI Emiliano (ITA)</b> Easy Race	FERRARI 488	GTCAM	<b>1'49.354</b>	7.105	161,607	8
33 <b>209 MALERBA Bruno (ITA)</b> IRON LYNX	<b>MALERBA Fabio (ITA)</b> Iron Lynx	LAMBORGHINI HURACÁN	GTCAM	<b>1'50.844</b>	8.595	159,435	21
34 <b>233 GRISI Alberto (ITA)</b> GRISI ALBERTO	<b>ABBATI Massimo (ITA)</b>	PORSCHE 991	GTCAM	<b>1'51.000</b>	8.751	159,211	22
35 <b>208 PRIVITELIO Luciano (SMR)</b> IRON LYNX	Iron Lynx	LAMBORGHINI HURACÁN ST EVO 2	GTCAM	<b>1'52.180</b>	9.931	157,536	17
36 <b>63 MICHELOTTO Mattia (ITA)</b> VSR	<b>LIBERATI Edoardo (ITA)</b> VSR	LAMBORGHINI HURACÁN EVO 2	GT3-GT3PR				4

Umidità	47%	ARIA	22°C
Condizioni	DRY	Pista	22°C

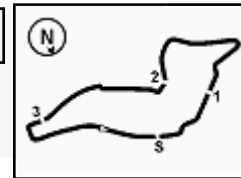
Direttore di Gara : Massimiliano Ghinassi

Direttore di Prova : Alessandro Ferrari

27/10/2023      Inizio 15:40      Fine 16:32

Esposta alle: .....




**ACI Racing Weekend Imola, 28-29 Ottobre 2023**
**Campionato Italiano Gran Turismo Sprint - Classifica Libere 2**
**Penalty and Infringement**

15.43	60	VSR	Time Deleted (1'45.328) - Exceeded Track Limits - Turn 10
15.43	55	Nova Race Events	Time Deleted (5'06.268) - Exceeded Track Limits - Turn 10
15.44	60	VSR	Time Deleted (1'45.349) - Exceeded Track Limits - Turn 10
15.45	51	AF Corse	Time Deleted (1'44.555) - Exceeded Track Limits - Turn 10
15.46	60	VSR	Time Deleted (3'50.111) - Exceeded Track Limits - Turn 10
15.46	7	BMW Italia Ceccato Racing	Time Deleted (1'43.384) - Exceeded Track Limits - Turn 14
15.47	19	VSR	Time Deleted (1'45.662) - Exceeded Track Limits - Turn 13
15.47	163	VSR	Time Deleted (1'46.771) - Exceeded Track Limits - Turn 10
15.48	9	Oregon Team	Time Deleted (1'47.889) - Exceeded Track Limits - Turn 10
15.50	52	AF Corse	Time Deleted (1'44.783) - Exceeded Track Limits - Turn 10
15.50	9	Oregon Team	Time Deleted (1'44.403) - Exceeded Track Limits - Turn 10
15.51	54	Imperiale Sport Car Service	Time Deleted (1'48.519) - Exceeded Track Limits - Turn 13
15.51	16	Imperiale Sport Car Service	Time Deleted (1'46.778) - Exceeded Track Limits - Turn 10
15.51	112	Ombra Racing	Time Deleted (1'46.514) - Exceeded Track Limits - Turn 10
15.52	248	DL Racing	Time Deleted (1'51.040) - Exceeded Track Limits - Turn 10
15.53	51	AF Corse	Time Deleted (1'44.101) - Exceeded Track Limits - Turn 10
15.53	52	AF Corse	Time Deleted (1'44.167) - Exceeded Track Limits - Turn 10
15.53	9	Oregon Team	Time Deleted (1'43.700) - Exceeded Track Limits - Turn 10
15.54	54	Imperiale Sport Car Service	Time Deleted (1'44.213) - Exceeded Track Limits - Turn 10
15.55	3	Easy Race	Time Deleted (2'07.514) - Exceeded Track Limits - Turn 10
15.56	7	BMW Italia Ceccato Racing	Time Deleted (1'59.366) - Exceeded Track Limits - Turn 14
15.58	55	Nova Race Events	Time Deleted (2'01.140) - Exceeded Track Limits - Turn 10
16.01	163	VSR	Time Deleted (1'46.251) - Exceeded Track Limits - Turn 10
16.01	271	Ebimotors	Time Deleted (1'50.028) - Exceeded Track Limits - Turn 10
16.02	9	Oregon Team	Time Deleted (1'45.787) - Exceeded Track Limits - Turn 10
16.03	248	DL Racing	Time Deleted (1'50.375) - Exceeded Track Limits - Turn 10
16.05	19	VSR	Time Deleted (1'43.318) - Exceeded Track Limits - Turn 13
16.07	19	VSR	Time Deleted (1'44.023) - Exceeded Track Limits - Turn 14
16.07	222	Krypton Motorsport	Time Deleted (4'18.429) - Exceeded Track Limits - Turn 13
16.08	52	AF Corse	Time Deleted (1'43.407) - Exceeded Track Limits - Turn 13
16.08	7	BMW Italia Ceccato Racing	Time Deleted (1'44.218) - Exceeded Track Limits - Turn 10
16.08	19	VSR	Time Deleted (2'52.758) - Exceeded Track Limits - Turn 14
16.09	55	Nova Race Events	Time Deleted (1'48.802) - Exceeded Track Limits - Turn 10
16.10	7	BMW Italia Ceccato Racing	Time Deleted (1'43.075) - Exceeded Track Limits - Turn 14
16.11	222	Krypton Motorsport	Time Deleted (2'17.602) - Exceeded Track Limits - Turn 10
16.11	8	BMW Italia Ceccato Racing	Time Deleted (1'42.979) - Exceeded Track Limits - Turn 10
16.11	51	AF Corse	Time Deleted (1'44.568) - Exceeded Track Limits - Turn 10
16.12	60	VSR	Time Deleted (1'43.268) - Exceeded Track Limits - Turn 10
16.12	55	Nova Race Events	Time Deleted (1'49.811) - Exceeded Track Limits - Turn 10
16.13	7	BMW Italia Ceccato Racing	Time Deleted (1'43.222) - Exceeded Track Limits - Turn 10
16.14	60	VSR	Time Deleted (1'43.433) - Exceeded Track Limits - Turn 13
16.14	202	HC Racing	Time Deleted (1'50.223) - Exceeded Track Limits - Turn 13
16.14	55	Nova Race Events	Time Deleted (1'47.228) - Exceeded Track Limits - Turn 10
16.15	7	BMW Italia Ceccato Racing	Time Deleted (1'43.214) - Exceeded Track Limits - Turn 14
16.17	54	Imperiale Sport Car Service	Time Deleted (1'43.273) - Exceeded Track Limits - Turn 10
16.17	51	AF Corse	Time Deleted (1'43.377) - Exceeded Track Limits - Turn 10
16.17	222	Krypton Motorsport	Time Deleted (1'47.119) - Exceeded Track Limits - Turn 13
16.18	77	Nova Race Events	Time Deleted (4'18.218) - Exceeded Track Limits - Turn 10
16.18	55	Nova Race Events	Time Deleted (1'48.994) - Exceeded Track Limits - Turn 10
16.19	8	BMW Italia Ceccato Racing	Time Deleted (1'44.419) - Exceeded Track Limits - Turn 10
16.20	51	AF Corse	Time Deleted (1'42.559) - Exceeded Track Limits - Turn 10
16.21	20	Iron Lynx	Time Deleted (1'43.480) - Exceeded Track Limits - Turn 14
16.21	8	BMW Italia Ceccato Racing	Time Deleted (1'43.575) - Exceeded Track Limits - Turn 14
16.22	55	Nova Race Events	Time Deleted (2'08.482) - Exceeded Track Limits - Turn 10
16.22	51	AF Corse	Time Deleted (1'43.656) - Exceeded Track Limits - Turn 10
16.23	51	AF Corse	Time Deleted (1'42.498) - Exceeded Track Limits - Turn 10
16.24	222	Krypton Motorsport	Time Deleted (2'03.874) - Exceeded Track Limits - Turn 13
16.26	9	Oregon Team	Time Deleted (1'43.139) - Exceeded Track Limits - Turn 10
16.26	54	Imperiale Sport Car Service	Current Lap Deleted - Exceeded Track Limits - Turn 10
16.27	248	DL Racing	Time Deleted (1'52.644) - Exceeded Track Limits - Turn 10

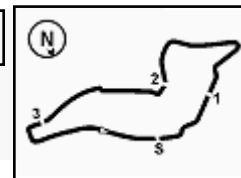
Direttore di Gara : Massimiliano Ghinassi

Direttore di Prova : Alessandro Ferrari

27/10/2023      Inizio 15:40      Fine 16:32

Esposta alle: .....




**ACI Racing Weekend Imola, 28-29 Ottobre 2023**
**Campionato Italiano Gran Turismo Sprint - Classifica Libere 2**

Imola Circuit 4.909 m

4 / 4

 16.28 **20** Iron Lynx  
 16.29 **202** HC Racing

 Time Deleted (1'44.660) - Exceeded Track Limits - Turn 14  
 Time Deleted (1'50.435) - Exceeded Track Limits - Turn 10

**Fastest Laps Sequence**

Num.	Concorrente	Naz	Team	Auto	Local Time	Tempo	Dist.	Media
7	J. KLINGMANN	DEU	BMW Italia Ceccato Racing	BMW M4 GT3	15:43'39.059	<b>1'43.707</b>		170,407
7	J. KLINGMANN	DEU	BMW Italia Ceccato Racing	BMW M4 GT3	15:48'49.064	<b>1'42.856</b>	-0.851	171,817
51	L. NURMI	FIN	AF Corse	Ferrari 488	16:28'02.428	<b>1'42.534</b>	-0.322	172,356
9	A. DELEDDA	ITA	Oregon Team	Lamborghini Huracàn	16:28'59.939	<b>1'42.503</b>	-0.031	172,409
51	L. NURMI	FIN	AF Corse	Ferrari 488	16:31'27.210	<b>1'42.249</b>	-0.254	172,837

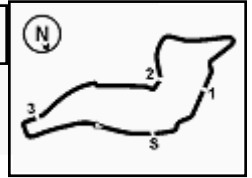
Direttore di Gara : Massimiliano Ghinassi

Direttore di Prova : Alessandro Ferrari

27/10/2023 Inizio 15:40 Fine 16:32

Esposta alle: .....





# ACI Racing Weekend Imola, 28-29 Ottobre 2023

## Campionato Italiano Gran Turismo Sprint - Riepilogativa Libere

Imola Circuit 4.909 m

1 / 2

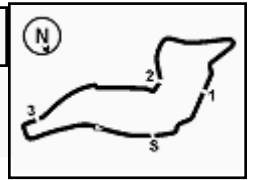
Conditore 1	Conditore 2									
Num. Concorrente	Team	Auto	Classe	Sess. 1	Sess. 2	Tempo	Dist.	Rel.	Giri	
1 <b>51 Nurmi L. (FIN)</b> AF Corse	AF CORSE	<b>Castro J. (BEL)</b> Ferrari 488	GT3-GT3PA	1'43.238	1'42.249	1'42.249				51
2 <b>9 Deledda A. (ITA)</b> Oregon Team	OREGON TEAM	<b>Pulcini L. (ITA)</b> Lamborghini Huracàn	GT3-GT3PF	1'43.940	1'42.503	1'42.503	0.254	0.254	41	
3 <b>7 Klingmann J. (DEU)</b> BMW Italia Ceccato Racing	BMW ITALIA CECCATO RACING	<b>Spengler B. (CAN)</b> BMW M4 GT3	GT3-GT3PF	1'43.717	1'42.856	1'42.856	0.607	0.353	41	
4 <b>52 White S. (ZAF)</b> AF Corse	AF CORSE	<b>D'Auria J. (CHE)</b> Ferrari 488	GT3-GT3PF	1'43.610	1'42.955	1'42.955	0.706	0.099	49	
5 <b>20 Schiavoni C. (ITA)</b> Iron Lynx	IRON LYNX	<b>Cressoni M. (ITA)</b> Lamborghini Huracàn Evo 2	GT3-GT3PA	1'43.049	1'43.079	1'43.049	0.800	0.094	43	
6 <b>23 Coluccio L. (ITA)</b> Best Lap	BEST LAP	<b>Mazzola R. (ITA)</b> Ferrari 488	GT3-GT3PA	1'44.069	1'43.089	1'43.089	0.840	0.040	46	
7 <b>3 Biagi T. (SMR)</b> Easy Race	EASY RACE	<b>Ponzio R. (ITA)</b> Ferrari 296	GT3-GT3PF	1'45.057	1'43.141	1'43.141	0.892	0.052	42	
8 <b>54 Denes P. (USA)</b> Imperiale Sport Car Service	IMPERIALE SPORT CAR	<b>Gvazava D. (KGZ)</b> Lamborghini Huracàn	GT3-GT3PA	1'43.808	1'43.208	1'43.208	0.959	0.067	46	
9 <b>60 Petrov A. (ISR)</b> VSR	VSR	<b>Cazzaniga R. (ITA)</b> Lamborghini Huracàn Evo 2	GT3-GT3PF	1'44.408	1'43.307	1'43.307	1.058	0.099	40	
10 <b>19 Liarena M. (ITA)</b> VSR	VSR	<b>Moulin B. (BEL)</b> Lamborghini Huracàn Evo 2	GT3-GT3PF	1'43.917	1'43.313	1'43.313	1.064	0.006	34	
11 <b>8 Tamburini C. (ITA)</b> BMW Italia Ceccato Racing	BMW ITALIA CECCATO RACING	<b>De Luca F. (ITA)</b> BMW M4 GT3	GT3-GT3PA	1'44.531	1'43.385	1'43.385	1.136	0.072	42	
12 <b>63 Michelotto M. (ITA)</b> VSR	VSR	<b>Liberati E. (ITA)</b> Lamborghini Huracàn Evo 2	GT3-GT3PF	1'43.429	1'43.429	1'43.429	1.180	0.044	25	
13 <b>55 Greco M. (ITA)</b> Nova Race Events	NOVA RACE EVENTS	<b>Gnos A. (CHE)</b> Honda NSX	GT3-GT3PA	1'44.272	1'43.746	1'43.746	1.497	0.317	37	
14 <b>6 Kelstrup G. (DNK)</b> AKM Motorsport	AKM MOTORSPORT	<b>Sandrucci G. (ITA)</b> Mercedes SLS AMG	GT3-GT3PA	1'45.585	1'43.959	1'43.959	1.710	0.213	35	
15 <b>77 Magnoni L. (ITA)</b> Nova Race Events	NOVA RACE EVENTS	<b>Bodellini A. (ITA)</b> Honda NSX	GT3-GT3AM	1'46.205	1'45.013	1'45.013	2.764	1.054	41	
16 <b>16 Ciglia M. (ITA)</b> Imperiale Sport Car Service	IMPERIALE SPORT CAR	<b>Fascicolo G. (ITA)</b> Lamborghini Huracàn Evo 1	GT3-GT3AM	1'46.212	1'45.295	1'45.295	3.046	0.282	42	
17 <b>199 Colavita L. (ITA)</b> Colavita Giovanni	DOUBLE TT RACING	<b>Maggi G. (CHE)</b> Ferrari 488	GTCPA	1'46.850	1'45.743	1'45.743	3.494	0.448	45	
18 <b>222 Pezzucchi S. (ITA)</b> Krypton Motorsport	KRYPTON MOTORSPORT	<b>Pastorelli L. (ITA)</b> Porsche 992	GTCAM	1'47.030	1'45.831	1'45.831	3.582	0.088	38	
19 <b>106 Pollini G. (ITA)</b> Pollini Giacomo	GIACOMO RACE	<b>Pollini M. (ITA)</b> Lamborghini Huracàn	GTCPA	1'47.070	1'45.865	1'45.865	3.616	0.034	47	
20 <b>172 Vebster D. (SWE)</b> DL Racing	LAMBORGHINI ROMA DL RACING	<b>Segù L. (ITA)</b> Lamborghini Huracàn	GTCPA	1'46.859	1'45.999	1'45.999	3.750	0.134	42	
21 <b>112 Di Giusto M. (ITA)</b> Ombra Racing	OMBRA RACING	<b>Cecotto J. (MCO)</b> Porsche 992	GTCPA	1'46.222	1'46.135	1'46.135	3.886	0.136	45	
22 <b>163 Randazzo P. (ITA)</b> VSR	VSR	<b>Stadsbader G. (BEL)</b> Lamborghini Huracàn ST	GTCPA	1'47.071	1'46.315	1'46.315	4.066	0.180	27	
23 <b>206 Zanon I. (ITA)</b> VSR	VSR	Lamborghini Huracàn ST	GTCAM	1'47.081	1'46.558	1'46.558	4.309	0.243	27	
24 <b>271 Liana N. (ITA)</b> Ebimotors	EBIMOTORS	<b>Valori R. (ITA)</b> Porsche 991.2 GT3 Cup	GTCAM	1'48.605	1'46.569	1'46.569	4.320	0.011	42	
25 <b>234 Luvisi M. (ITA)</b> GDL Racing	GDL RACING	<b>Crocolino F. (ITA)</b> Porsche 991	GTCAM	1'49.684	1'46.707	1'46.707	4.458	0.138	44	

Direttore di Gara : Massimiliano Ghinassi

Direttore di Prova : Alessandro Ferrari

27/10/2023





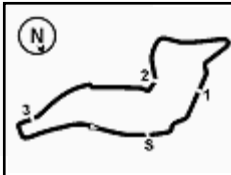
26	<b>272 Fabi A. (ITA)</b> DL Racing	LAMBORGHINI ROMA DL RACING	<b>Riva G. (ITA)</b> Lamborghini Huracàn	GTCAM	1'47.333	<b>1'46.868</b>	<b>1'46.868</b>	4.619	0.161	48
27	<b>290 Scarpetta V. (ITA)</b> Formula Racing	FORMULA RACING	Ferrari 488	GTCAM	1'49.035	<b>1'47.964</b>	<b>1'47.964</b>	5.715	1.096	43
28	<b>223 Locanto D. (ITA)</b> DL Racing	DL RACING	<b>Cassarà M. (ITA)</b> Lamborghini Huracàn	GTCAM	1'49.111	<b>1'48.070</b>	<b>1'48.070</b>	5.821	0.106	46
29	<b>203 Papi C. (ITA)</b> Ebimotors	EBIMOTORS	<b>Peroni C. (ITA)</b> Porsche 991.2 GT3 Cup	GTCAM	<b>1'48.156</b>	1'48.262	<b>1'48.156</b>	5.907	0.086	30
30	<b>247 Carminati E. (ITA)</b> Carminati Ettore	CRM MOTORSPORT	Lamborghini Huracàn	GTCAM	1'49.256	<b>1'48.324</b>	<b>1'48.324</b>	6.075	0.168	29
31	<b>248 Alessandri P. (ITA)</b> DL Racing	LAMBORGHINI ROMA DL RACING	Lamborghini Huracàn	GTCAM	1'48.759	<b>1'48.418</b>	<b>1'48.418</b>	6.169	0.094	44
32	<b>202 D'Auria F. (ITA)</b> HC Racing	HC RACING	<b>Oliva G. (ITA)</b> Lamborghini Huracàn	GTCAM	1'49.120	<b>1'48.947</b>	<b>1'48.947</b>	6.698	0.529	48
33	<b>296 Del Col L. (ITA)</b> Easy Race	EASY RACE	<b>Pierantoni E. (ITA)</b> Ferrari 488	GTCAM	1'50.126	<b>1'49.354</b>	<b>1'49.354</b>	7.105	0.407	30
34	<b>209 Malerba B. (ITA)</b> Iron Lynx	IRON LYNX	<b>Malerba F. (ITA)</b> Lamborghini Huracàn	GTCAM	<b>1'49.953</b>	1'50.844	<b>1'49.953</b>	7.704	0.599	41
35	<b>233 Grisi A. (ITA)</b> Grisi Alberto		<b>Abbate M. (ITA)</b> Porsche 991	GTCAM	2'12.115	<b>1'51.000</b>	<b>1'51.000</b>	8.751	1.047	25
36	<b>208 Privitello L. (SMR)</b> Iron Lynx	IRON LYNX	Lamborghini Huracàn ST Evo 2	GTCAM	<b>1'51.567</b>	1'52.180	<b>1'51.567</b>	9.318	0.567	38

Direttore di Gara : Massimiliano Ghinassi

Direttore di Prova : Alessandro Ferrari

27/10/2023




**ACI Racing Weekend Imola, 28-29 Ottobre 2023**
**Campionato Italiano Gran Turismo Sprint - Best Sectors & Speed Libere 2**

Imola Circuit 4.909 m

**MIGLIOR GIRO**

1	51 AF CORSE	Ferrari 488	1'42.249
2	9 OREGON TEAM	Lamborghini Huracàn	1'42.503
3	7 BMW ITALIA CECCATO RAC	BMW M4 GT3	1'42.856
4	52 AF CORSE	Ferrari 488	1'42.955
5	20 IRON LYNX	Lamborghini Huracàn Evo 2	1'43.079
6	23 BEST LAP	Ferrari 488	1'43.089
7	3 EASY RACE	Ferrari 296	1'43.141
8	54 IMPERIALE SPORT CAR SER	Lamborghini Huracàn	1'43.208
9	60 VSR	Lamborghini Huracàn Evo 2	1'43.307
10	19 VSR	Lamborghini Huracàn Evo 2	1'43.313
11	8 BMW ITALIA CECCATO RAC	BMW M4 GT3	1'43.385
12	55 NOVA RACE EVENTS	Honda NSX	1'43.746
13	6 AKM MOTORSPORT	Mercedes SLS AMG	1'43.959
14	77 NOVA RACE EVENTS	Honda NSX	1'45.013
15	16 IMPERIALE SPORT CAR SER	Lamborghini Huracàn Evo 1	1'45.295
16	199 COLAVITA GIOVANNI	Ferrari 488	1'45.743
17	222 KRYPTON MOTORSPORT	Porsche 992	1'45.831
18	106 POLLINI GIACOMO	Lamborghini Huracàn	1'45.865
19	172 DL RACING	Lamborghini Huracàn	1'45.999
20	112 OMBRA RACING	Porsche 992	1'46.135
21	163 VSR	Lamborghini Huracàn ST	1'46.315
22	206 VSR	Lamborghini Huracàn ST	1'46.558
23	271 EBIMOTORS	Porsche 991.2 GT3 Cup	1'46.569
24	234 GDL RACING	Porsche 991	1'46.707
25	272 DL RACING	Lamborghini Huracàn	1'46.868
26	290 FORMULA RACING	Ferrari 488	1'47.964
27	223 DL RACING	Lamborghini Huracàn	1'48.070
28	203 EBIMOTORS	Porsche 991.2 GT3 Cup	1'48.262
29	247 CARMINATI ETTORE	Lamborghini Huracàn	1'48.324
30	248 DL RACING	Lamborghini Huracàn	1'48.418
31	202 HC RACING	Lamborghini Huracàn	1'48.947
32	296 EASY RACE	Ferrari 488	1'49.354
33	209 IRON LYNX	Lamborghini Huracàn	1'50.844
34	233 GRISI ALBERTO	Porsche 991	1'51.000
35	208 IRON LYNX	Lamborghini Huracàn ST Evo 2	1'52.180
36	63 VSR	Lamborghini Huracàn Evo 2	

**SPEED**

1	199 COLAVITA GIOVANNI	Ferrari 488	272,0
2	163 VSR	Lamborghini Huracàn ST	271,4
3	290 FORMULA RACING	Ferrari 488	271,4
4	234 GDL RACING	Porsche 991	269,3
5	296 EASY RACE	Ferrari 488	268,0
6	233 GRISI ALBERTO	Porsche 991	266,7
7	222 KRYPTON MOTORSPORT	Porsche 992	266,7
8	271 EBIMOTORS	Porsche 991.2 GT3 Cup	266,7
9	206 VSR	Lamborghini Huracàn ST	266,7
10	3 EASY RACE	Ferrari 296	266,0
11	8 BMW ITALIA CECCATO RAC	BMW M4 GT3	266,0
12	51 AF CORSE	Ferrari 488	266,0
13	203 EBIMOTORS	Porsche 991.2 GT3 Cup	264,7
14	106 POLLINI GIACOMO	Lamborghini Huracàn	264,7
15	7 BMW ITALIA CECCATO RAC	BMW M4 GT3	264,1
16	23 BEST LAP	Ferrari 488	264,1
17	52 AF CORSE	Ferrari 488	262,8
18	248 DL RACING	Lamborghini Huracàn	262,8
19	60 VSR	Lamborghini Huracàn Evo 2	262,1
20	202 HC RACING	Lamborghini Huracàn	262,1
21	6 AKM MOTORSPORT	Mercedes SLS AMG	262,1
22	55 NOVA RACE EVENTS	Honda NSX	262,1
23	247 CARMINATI ETTORE	Lamborghini Huracàn	262,1
24	19 VSR	Lamborghini Huracàn Evo 2	262,1
25	112 OMBRA RACING	Porsche 992	261,5
26	9 OREGON TEAM	Lamborghini Huracàn	261,5
27	77 NOVA RACE EVENTS	Honda NSX	261,5
28	54 IMPERIALE SPORT CAR SER	Lamborghini Huracàn	260,9
29	223 DL RACING	Lamborghini Huracàn	260,9
30	272 DL RACING	Lamborghini Huracàn	260,2
31	172 DL RACING	Lamborghini Huracàn	260,2
32	208 IRON LYNX	Lamborghini Huracàn ST Evo 2	259,6
33	209 IRON LYNX	Lamborghini Huracàn	257,8
34	16 IMPERIALE SPORT CAR SER	Lamborghini Huracàn Evo 1	257,8
35	20 IRON LYNX	Lamborghini Huracàn Evo 2	257,8
36	63 VSR	Lamborghini Huracàn Evo 2	184,0

**SEG. 1**

1	7 BMW ITALIA CECCATO	21.435
2	51 AF CORSE	21.546
3	60 VSR	21.567
4	3 EASY RACE	21.599
5	8 BMW ITALIA CECCATO	21.609
6	54 IMPERIALE SPORT CA	21.619
7	20 IRON LYNX	21.636
8	9 OREGON TEAM	21.666
9	19 VSR	21.668
10	23 BEST LAP	21.729
11	52 AF CORSE	21.747
12	6 AKM MOTORSPORT	21.768
13	55 NOVA RACE EVENTS	21.775
14	106 POLLINI GIACOMO	21.998
15	16 IMPERIALE SPORT CA	22.076
16	163 VSR	22.112
17	77 NOVA RACE EVENTS	22.123
18	234 GDL RACING	22.190
19	199 COLAVITA GIOVANNI	22.192
20	112 OMBRA RACING	22.217
21	206 VSR	22.229
22	222 KRYPTON MOTORSP	22.239
23	172 DL RACING	22.276
24	271 EBIMOTORS	22.378
25	272 DL RACING	22.384
26	290 FORMULA RACING	22.405
27	248 DL RACING	22.504
28	247 CARMINATI ETTORE	22.559
29	202 HC RACING	22.570
30	223 DL RACING	22.594
31	296 EASY RACE	22.675
32	209 IRON LYNX	22.791
33	203 EBIMOTORS	22.827
34	233 GRISI ALBERTO	23.293
35	208 IRON LYNX	23.504

**SEG. 2**

1	51 AF CORSE	33.422
2	3 EASY RACE	33.526
3	9 OREGON TEAM	33.527
4	20 IRON LYNX	33.529
5	7 BMW ITALIA CECCATO	33.563
6	52 AF CORSE	33.574
7	54 IMPERIALE SPORT CA	33.706
8	60 VSR	33.719
9	23 BEST LAP	33.732
10	8 BMW ITALIA CECCATO	33.804
11	19 VSR	33.901
12	55 NOVA RACE EVENTS	33.923
13	6 AKM MOTORSPORT	34.009
14	77 NOVA RACE EVENTS	34.201
15	63 VSR	34.385
16	16 IMPERIALE SPORT CA	34.397
17	172 DL RACING	34.445
18	106 POLLINI GIACOMO	34.628
19	163 VSR	34.655
20	222 KRYPTON MOTORSP	34.680
21	112 OMBRA RACING	34.694
22	199 COLAVITA GIOVANNI	34.787
23	172 DL RACING	34.890
24	206 VSR	35.050
25	271 EBIMOTORS	35.071
26	234 GDL RACING	35.074
27	223 DL RACING	35.312
28	248 DL RACING	35.352
29	247 CARMINATI ETTORE	35.378
30	203 EBIMOTORS	35.413
31	290 FORMULA RACING	35.643
32	202 HC RACING	35.645
33	209 IRON LYNX	35.884
34	296 EASY RACE	35.980
35	208 IRON LYNX	36.536
36	233 GRISI ALBERTO	36.667

**SEG. 3**

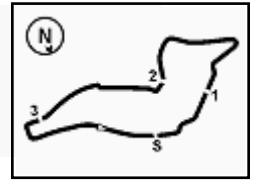
1	9 OREGON TEAM	28.674
2	51 AF CORSE	28.786
3	7 BMW ITALIA CECCATO	28.829
4	23 BEST LAP	28.843
5	19 VSR	28.910
6	52 AF CORSE	28.928
7	60 VSR	28.946
8	20 IRON LYNX	29.007
9	55 NOVA RACE EVENTS	29.020
10	54 IMPERIALE SPORT CA	29.092
11	63 VSR	29.145
12	8 BMW ITALIA CECCATO	29.177
13	3 EASY RACE	29.212
14	6 AKM MOTORSPORT	29.269
15	77 NOVA RACE EVENTS	29.546
16	199 COLAVITA GIOVANNI	29.667
17	112 OMBRA RACING	29.671
18	222 KRYPTON MOTORSP	29.711
19	172 DL RACING	29.741
20	16 IMPERIALE SPORT CA	29.748
21	234 GDL RACING	29.750
22	163 VSR	29.764
23	290 FORMULA RACING	29.773
24	206 VSR	29.835
25	271 EBIMOTORS	29.904
26	106 POLLINI GIACOMO	30.021
27	272 DL RACING	30.061
28	247 CARMINATI ETTORE	30.511
29	223 DL RACING	30.524
30	203 EBIMOTORS	30.569
31	248 DL RACING	30.751
32	296 EASY RACE	30.980
33	202 HC RACING	30.984
34	209 IRON LYNX	31.041
35	233 GRISI ALBERTO	31.380
36	208 IRON LYNX	31.736

**SEG. 4**

1	51 AF CORSE	18.394
2	8 BMW ITALIA CECCATO	18.418
3	52 AF CORSE	18.464
4	7 BMW ITALIA CECCATO	18.489
5	54 IMPERIALE SPORT CA	18.534
6	23 BEST LAP	18.557
7	20 IRON LYNX	18.570
8	60 VSR	18.611
9	9 OREGON TEAM	18.616
10	3 EASY RACE	18.618
11	19 VSR	18.634
12	55 NOVA RACE EVENTS	18.670
13	199 COLAVITA GIOVANNI	18.777
14	77 NOVA RACE EVENTS	18.822
15	6 AKM MOTORSPORT	18.847
16	16 IMPERIALE SPORT CA	18.859
17	222 KRYPTON MOTORSP	18.958
18	106 POLLINI GIACOMO	19.001
19	271 EBIMOTORS	19.046
20	172 DL RACING	19.067
21	112 OMBRA RACING	19.085
22	272 DL RACING	19.090
23	234 GDL RACING	19.123
24	290 FORMULA RACING	19.154
25	163 VSR	19.165
26	206 VSR	19.177
27	223 DL RACING	19.203
28	203 EBIMOTORS	19.315
29	247 CARMINATI ETTORE	19.364
30	248 DL RACING	19.456
31	202 HC RACING	19.529
32	208 IRON LYNX	19.547
33	233 GRISI ALBERTO	19.560
34	296 EASY RACE	19.614
35	209 IRON LYNX	19.665

27/10/2023





### ACI Racing Weekend Imola, 28-29 Ottobre 2023 Campionato Italiano Gran Turismo Sprint - Analisi Tempi Libere 2

Imola Circuit 4.909 m

1 / 7

#### 3 Easy Race (1'43.141)

Giro	Seg.1	Seg.2	Seg.3	Seg.4	T. Giro	km/h	Local Time
1							15:40'00.198
2	1'13.519	38.543	32.765	19.729	2'44.556P	179,1	15:42'44.754
3	22.459	35.037	30.057	19.134	1'46.687	258,4	15:44'31.441
4	22.224	34.532	29.630	18.896	1'45.282	259,6	15:46'16.723
5	22.092	34.975	29.923	20.428	1'47.418	262,8	15:48'04.141
6	22.261	34.673	29.985	18.962	1'45.881	260,2	15:49'50.022
7	21.945	34.115	29.645	3'09.513	4'35.218P	262,8	15:54'25.240
8	40.271	36.186	30.427	20.630	2'07.514CP	180,6	15:56'32.754
9	22.175	34.693	30.329	19.342	1'46.539	258,4	15:58'19.293
10	22.385	35.021	30.037	19.001	1'46.444	259,6	16:00'05.737
11	22.303	34.816	29.884	18.772	1'45.775	260,2	16:01'51.512
12	22.107	35.161	30.015	18.771	1'46.054	262,1	16:03'37.566
13	22.583	34.937	30.942	19.096	1'47.558	264,1	16:05'25.124
14	21.986	34.646	29.631	18.761	1'45.024	260,9	16:07'10.148
15	21.949	34.375	29.378	18.927	1'44.629	263,4	16:08'54.777
16	21.932	34.404	29.332	18.778	1'44.446	262,8	16:10'39.223
17	21.805	35.431	31.026	18.798	1'47.060	264,7	16:12'26.284
18	21.753	34.964	29.489	18.645	1'44.851	264,1	16:14'11.134
19	22.306	35.735	30.682	4'30.540	5'59.263P	262,8	16:20'10.397
20	37.598	35.143	31.190	18.967	2'02.898P	184,6	16:22'13.295
21	21.839	34.007	29.473	18.679	1'43.998	261,5	16:23'57.293
22	21.933	33.960	29.460	18.838	1'44.191	262,8	16:25'41.484
23	21.717	34.170	29.579	18.842	1'44.308	<b>266,0</b>	16:27'25.792
24	21.884	<b>33.526</b>	29.363	18.665	1'43.438	262,1	16:29'09.230
25	<b>21.599</b>	33.712	<b>29.212</b>	<b>18.618</b>	<b>1'43.141</b>	262,1	16:30'52.371

4	21.445	34.045	29.276	18.618	1'43.384C	<b>264,1</b>	15:47'06.208
5	21.792	<b>33.563</b>	29.012	<b>18.489</b>	<b>1'42.856</b>	260,9	15:48'49.064
6	21.491	34.934	30.147	35.852	2'02.424P	260,9	15:50'51.488
7	1'23.333	34.764	29.469	18.590	2'46.156P	187,8	15:53'37.644
8	21.590	34.387	30.224	18.655	1'44.856	262,8	15:55'22.500
9	21.511	33.723	29.157	34.975	1'59.366CP	262,8	15:57'21.866
10	1'35.872	34.453	29.411	18.732	2'58.468P	180,9	16:00'20.334
11	22.096	33.916	28.969	18.711	1'43.692	260,2	16:02'04.026
12	21.771	33.786	29.111	18.858	1'43.526	262,8	16:03'47.552
13	22.435	33.900	<b>28.829</b>	18.550	1'43.714	262,8	16:05'31.266
14	22.803	34.549	29.700	18.722	1'45.774	255,3	16:07'17.040
15	22.512	33.809	29.319	18.578	1'44.218C	260,9	16:09'01.258
16	21.742	33.746	28.866	18.721	1'43.075C	261,5	16:10'44.333
17	22.177	34.204	30.076	18.656	1'45.113	260,9	16:12'29.446
18	21.849	33.837	28.875	18.661	1'43.222C	263,4	16:14'12.668
19	21.756	33.914	28.956	18.588	1'43.214C	260,9	16:15'55.882
20	21.711	33.990	30.112	18.810	1'44.623	262,8	16:17'40.505
21	22.045	34.447	29.001	34.347	1'59.840P	259,0	16:19'40.345

#### 8 BMW Italia Ceccato Racing (1'43.385)

Giro	Seg.1	Seg.2	Seg.3	Seg.4	T. Giro	km/h	Local Time
1							15:42'02.018
2	22.486	34.755	29.789	18.777	1'45.807	262,1	15:43'47.825
3	22.025	33.981	29.459	18.708	1'44.173	264,7	15:45'31.998
4	25.233	36.367	30.094	18.983	1'50.677	265,4	15:47'22.675
5	21.867	34.134	30.673	19.855	1'46.529	263,4	15:49'09.204
6	22.601	34.502	29.459	34.981	2'01.543P	250,6	15:51'10.747
7	1'26.354	35.810	30.583	19.026	2'51.773P	153,4	15:54'02.520
8	22.391	34.373	29.637	18.845	1'45.246	262,1	15:55'47.766
9	21.943	33.976	30.405	18.992	1'45.316	263,4	15:57'33.082
10	21.971	34.724	29.504	18.791	1'44.990	264,1	15:59'18.072
11	22.593	34.535	29.604	18.768	1'45.500	<b>266,0</b>	16:01'03.572
12	22.064	34.581	29.802	35.972	2'02.419P	264,1	16:03'05.991
13	2'28.104	37.098	31.087	18.861	3'55.150P	185,9	16:07'01.141
14	21.862	33.819	29.286	<b>18.418</b>	<b>1'43.385</b>	262,1	16:08'44.526
15	21.615	<b>33.804</b>	30.933	18.622	1'44.974	264,7	16:10'29.500
16	21.614	33.842	29.040	18.483	1'42.979C	263,4	16:12'12.479
17	<b>21.609</b>	34.139	31.284	37.160	2'04.192P	265,4	16:14'16.671
18	1'23.939	36.195	30.175	19.265	2'49.574P	187,2	16:17'06.245
19	21.854	33.885	29.183	18.719	1'43.641	264,7	16:18'49.886
20	21.800	34.312	29.538	18.769	1'44.419C	264,1	16:20'34.305
21	21.864	33.989	29.230	18.492	1'43.575C	263,4	16:22'17.880
22	21.716	34.232	29.250	18.673	1'43.871	264,7	16:24'01.751
23	21.888	34.248	<b>29.177</b>	18.649	1'43.962	264,7	16:25'45.713
24	21.871	39.505	32.191	36.893	2'10.460P	264,7	16:27'56.173

#### 9 Oregon Team (1'42.503)

Giro	Seg.1	Seg.2	Seg.3	Seg.4	T. Giro	km/h	Local Time
1							15:41'41.605
2	37.470	36.017	29.742	20.901	2'04.130P	179,7	15:43'45.735
3	21.951	34.183	29.298	19.086	1'44.518	259,0	15:45'30.253
4	26.331	34.327	30.326	19.720	1'50.704	260,9	15:47'20.957
5	22.036	34.086	31.347	20.420	1'47.889C	256,5	15:49'08.846
6	21.939	34.146	29.400	18.918	1'44.403C	260,2	15:50'53.249
7	21.850	34.031	29.293	18.844	1'44.018	259,6	15:52'37.267
8	21.855	34.125	28.986	18.734	1'43.700C	260,2	15:54'20.967
9	21.892	35.031	29.836	1'22.692	2'49.451P	<b>261,5</b>	15:57'10.418
10	38.794	36.824	30.846	19.584	2'06.048P	183,1	15:59'16.466
11	22.499	34.826	29.634	19.110	1'46.069	259,0	16:01'02.535
12	22.282	34.564	29.522	19.419	1'45.787C	259,0	16:02'48.322
13	22.116	34.887	30.650	19.118	1'46.771	258,4	16:04'35.093
14	22.145	35.235	30.133	19.557	1'47.070	<b>261,5</b>	16:06'22.163
15	22.238	34.467	29.174	18.953	1'44.832	259,0	16:08'06.995

#### 7 BMW Italia Ceccato Racing (1'42.856)

Giro	Seg.1	Seg.2	Seg.3	Seg.4	T. Giro	km/h	Local Time
1							15:41'55.352
2	22.134	33.765	29.229	18.579	1'43.707	262,1	15:43'39.059
3	<b>21.435</b>	33.919	29.329	19.082	1'43.765	262,1	15:45'22.824

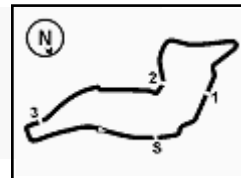
27/10/2023

P = Box In/Out - C = Tempo Invalidato








**ACI Racing Weekend Imola, 28-29 Ottobre 2023**
**Campionato Italiano Gran Turismo Sprint - Analisi Tempi Libere 2**

Imola Circuit 4.909 m

**3 / 7**

16	21.916	33.737	30.294	18.621	1'44.568C	261,5	16:12'30.312	21	21.758	34.355	30.098	1'26.207	2'52.418P	<b>260,9</b>	16:20'26.747
17	21.661	34.393	29.046	18.420	1'43.520	263,4	16:14'13.832	22	36.250	34.968	30.204	19.358	2'00.780P	184,3	16:22'27.527
18	21.652	34.072	29.352	18.480	1'43.556	263,4	16:15'57.388	23	21.822	33.928	29.980	18.826	1'44.556	256,5	16:24'12.083
19	21.551	33.648	29.549	18.629	1'43.377C	264,1	16:17'40.765	24	21.875	33.755	29.120	18.582	1'43.332	257,1	16:25'55.415
20	22.190	34.400	30.105	19.255	1'45.950	255,3	16:19'26.715								
21	21.615	33.617	28.857	18.470	1'42.559C	262,8	16:21'09.274								
22	21.725	33.704	29.320	18.907	1'43.656C	262,1	16:22'52.930								
23	21.680	33.630	28.674	18.514	1'42.498C	262,1	16:24'35.428								
24	22.097	34.124	29.502	18.743	1'44.466	<b>266,0</b>	16:26'19.894								
25	21.730	33.486	<b>28.786</b>	18.532	1'42.534	261,5	16:28'02.428								
26	21.612	<b>33.422</b>	29.017	18.482	1'42.533	260,2	16:29'44.961								
27	<b>21.546</b>	33.458	28.851	<b>18.394</b>	<b>1'42.249</b>	259,6	16:31'27.210								

**55 Nova Race Events (1'43.746)**

Giro	Seg.1	Seg.2	Seg.3	Seg.4	T. Giro	km/h	Local Time
1		39.533	31.569	19.419		177,6	15:42'23.216
2	23.802	35.520	29.734	3'37.212	5'06.268CP	233,8	15:47'29.484
3	38.609	35.449	30.861	18.916	2'03.835P	149,4	15:49'33.319
4	22.890	34.859	30.164	19.529	1'47.442	256,5	15:51'20.761
5	22.246	34.493	29.050	18.867	1'44.656	257,8	15:53'05.417
6	22.066	<b>33.923</b>	59.638	19.465	2'15.092	258,4	15:55'20.509
7	22.201	33.937	31.251	22.192	1'49.581	257,8	15:57'10.090
8	22.055	33.954	44.802	20.329	2'01.140C	260,2	15:59'11.230
9	22.086	33.970	<b>29.020</b>	<b>18.670</b>	<b>1'43.746</b>	256,5	16:00'54.976
10	23.163	38.043	30.622	3'38.137	5'09.965P	256,5	16:06'04.941
11	39.918	35.262	37.491	19.990	2'12.661P	157,4	16:08'17.602
12	22.396	33.993	30.299	22.114	1'48.802C	259,0	16:10'06.404
13	22.266	34.434	30.180	23.343	1'50.223	258,4	16:11'56.627
14	22.126	34.133	31.691	21.861	1'49.811C	260,9	16:13'46.438
15	21.951	33.984	30.488	20.805	1'47.228C	259,6	16:15'33.666
16	21.900	34.015	29.335	19.186	1'44.436	<b>262,1</b>	16:17'18.102
17	21.865	34.092	33.987	19.050	1'48.994C	261,5	16:19'07.096
18	21.854	34.525	31.511	19.321	1'47.211	261,5	16:20'54.307
19	<b>21.775</b>	34.215	29.414	43.078	2'08.482CP	260,9	16:23'02.789
20	39.847	35.650	31.745	1'23.748	3'10.990P	183,7	16:26'13.779

**60 VSR (1'43.307)**

Giro	Seg.1	Seg.2	Seg.3	Seg.4	T. Giro	km/h	Local Time
1		35.910	30.162	20.843		178,5	15:41'57.852
2	22.289	34.547	29.683	18.809	1'45.328C	259,0	15:43'43.180
3	22.211	34.204	30.130	18.804	1'45.349C	258,4	15:45'28.529
4	28.307	34.974	29.821	2'17.009	3'50.111CP	260,2	15:49'18.640
5	37.397	34.624	29.724	18.690	2'00.435P	182,7	15:51'19.075
6	22.176	34.069	29.272	18.689	1'44.206	257,1	15:53'03.281
7	21.945	34.079	29.237	18.901	1'44.162	256,5	15:54'47.443
8	21.944	34.143	29.220	19.319	1'44.626	257,1	15:56'32.069
9	21.790	33.727	29.124	18.666	<b>1'43.307</b>	259,0	15:58'15.376
10	21.766	33.893	29.233	<b>18.611</b>	1'43.503	257,8	15:59'58.879
11	21.766	33.835	29.104	2'37.795	4'02.500P	259,0	16:04'01.379
12	37.272	34.905	29.938	18.745	2'00.860P	184,0	16:06'02.239
13	22.074	33.957	29.362	19.282	1'44.675	257,8	16:07'46.914
14	22.034	34.465	30.859	18.642	1'46.000	257,1	16:09'32.914
15	21.784	<b>33.719</b>	<b>28.946</b>	19.321	1'43.770	259,6	16:11'16.684
16	<b>21.567</b>	33.958	29.269	18.474	1'43.268C	260,9	16:12'59.952
17	21.694	33.731	29.523	18.485	1'43.433C	<b>262,1</b>	16:14'43.385
18	21.655	33.796	33.545	1'26.499	2'55.495P	261,5	16:17'38.880
19	36.733	35.476	29.721	1'22.235	3'04.165P	181,8	16:20'43.045

**63 VSR**

Giro	Seg.1	Seg.2	Seg.3	Seg.4	T. Giro	km/h	Local Time
1							15:40'49.085
2	41.141	35.315	31.482	1'37.559	3'25.497P	169,0	15:44'14.582
3	36.844	34.494	29.578	1'40.194	3'21.110P	183,7	15:47'35.692
4	37.461	36.038	29.773	1'37.337	3'20.609P	<b>184,0</b>	15:50'56.301
5	36.853	<b>34.385</b>	<b>29.145</b>	1'37.230	3'17.613P	183,7	15:54'13.914

**77 Nova Race Events (1'45.013)**

Giro	Seg.1	Seg.2	Seg.3	Seg.4	T. Giro	km/h	Local Time
1		39.956	34.166	20.204		131,9	15:42'40.073
2	23.271	36.176	31.293	2'59.998	4'30.738P	248,3	15:47'10.811
3	38.373	36.264	32.996	20.644	2'08.277P	180,9	15:49'19.088

27/10/2023

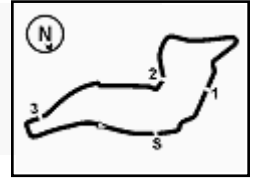
P = Box In/Out - C = Tempo Invalidato











# ACI Racing Weekend Imola, 28-29 Ottobre 2023

## Campionato Italiano Gran Turismo Sprint - Analisi Tempi Libere 2

Imola Circuit 4.909 m

7 / 7

**248 DL Racing (1'48.418)**

Giro	Seg.1	Seg.2	Seg.3	Seg.4	T. Giro	km/h	Local Time
1		45.589	40.991	25.074		144,0	15:43'08.448
2	27.508	41.798	34.671	2'40.806	4'24.783P	220,9	15:47'33.231
3	39.974	37.989	31.351	19.745	2'09.059P	178,5	15:49'42.290
4	23.020	36.107	32.230	20.734	1'52.091	257,8	15:51'34.381
5	23.470	36.474	31.419	19.677	1'51.040C	246,6	15:53'25.421
6	22.762	35.483	31.068	19.601	1'48.914	259,0	15:55'14.335
7	<b>22.504</b>	35.636	<b>30.751</b>	19.527	<b>1'48.418</b>	260,2	15:57'02.753
8	23.556	36.830	31.796	20.047	1'52.229	260,2	15:58'54.982
9	24.987	39.348	35.057	19.645	1'59.037	202,6	16:00'54.019
10	22.799	35.789	31.314	<b>19.456</b>	1'49.358	258,4	16:02'43.377
11	22.882	36.994	31.014	19.485	1'50.375C	260,2	16:04'33.752
12	22.932	36.729	31.045	1'31.615	3'02.321P	261,5	16:07'36.073
13	42.971	36.153	30.903	19.715	2'09.742P	169,8	16:09'45.815
14	22.976	<b>35.352</b>	30.879	20.105	1'49.312	259,6	16:11'35.127
15	22.853	35.531	31.201	20.790	1'50.375	260,9	16:13'25.502
16	22.797	35.429	31.862	21.436	1'51.524	259,0	16:15'17.026
17	23.147	37.241	31.975	20.186	1'52.549	260,9	16:17'09.575
18	22.940	35.930	34.304	1'39.782	3'12.956P	<b>262,8</b>	16:20'22.531
19	39.065	38.093	32.022	19.784	2'08.964P	180,9	16:22'31.495
20	23.327	35.762	30.844	19.546	1'49.479	260,9	16:24'20.974
21	23.320	41.851	35.139	20.838	2'01.148	260,9	16:26'22.122
22	22.975	38.060	31.998	19.611	1'52.644C	259,6	16:28'14.766
23	23.040	35.737	31.983	19.817	1'50.577	260,9	16:30'05.343

10	22.465	35.031	30.224	19.148	<b>1'46.868</b>	257,1	16:01'22.137
11	22.580	34.954	30.324	1'57.839	3'25.697P	257,1	16:04'47.834
12	38.682	36.133	30.836	19.222	2'04.873P	179,1	16:06'52.707
13	22.578	35.411	30.725	19.353	1'48.067	258,4	16:08'40.774
14	22.695	35.639	32.234	19.295	1'49.863	258,4	16:10'30.637
15	22.480	<b>34.890</b>	30.432	<b>19.090</b>	1'46.892	259,0	16:12'17.529
16	22.517	35.145	30.464	19.332	1'47.458	<b>260,2</b>	16:14'04.987
17	23.184	35.678	30.632	1'29.756	2'59.250P	247,7	16:17'04.237
18	37.719	36.039	30.681	19.293	2'03.732P	180,0	16:19'07.969
19	22.428	35.158	30.783	20.858	1'49.227	259,6	16:20'57.196
20	23.658	35.353	30.355	19.418	1'48.784	251,7	16:22'45.980
21	22.724	35.657	30.677	19.706	1'48.764	259,0	16:24'34.744
22	22.722	35.854	30.354	19.409	1'48.339	258,4	16:26'23.083
23	22.650	36.077	31.460	19.385	1'49.572	258,4	16:28'12.655
24	22.647	35.433	30.424	19.362	1'47.866	259,0	16:30'00.521

**290 Formula Racing (1'47.964)**

Giro	Seg.1	Seg.2	Seg.3	Seg.4	T. Giro	km/h	Local Time
1		40.750	33.490	20.241		174,5	15:42'15.694
2	23.073	36.276	30.336	20.390	1'50.075	264,7	15:44'05.769
3	22.510	35.912	30.515	19.540	1'48.477	264,7	15:45'54.246
4	22.717	37.126	31.366	19.645	1'50.854	268,0	15:47'45.100
5	23.850	38.290	30.691	19.636	1'52.467	233,3	15:49'37.567
6	22.885	37.282	31.124	20.116	1'51.407	262,1	15:51'28.974
7	22.961	37.630	30.621	19.308	1'50.520	269,3	15:53'19.494
8	22.466	35.845	30.312	19.341	<b>1'47.964</b>	269,3	15:55'07.458
9	23.460	37.351	30.567	<b>19.154</b>	1'50.532	245,5	15:56'57.990
10	22.572	36.269	30.918	19.311	1'49.070	268,7	15:58'47.060
11	22.827	38.788	30.618	4'45.913	6'18.146P	264,1	16:05'05.206
12	40.365	37.555	30.513	19.367	2'07.800P	163,6	16:07'13.006
13	22.689	35.959	30.210	19.210	1'48.068	268,0	16:09'01.074
14	25.000	36.167	30.613	19.283	1'51.063	196,7	16:10'52.137
15	22.836	35.861	30.199	19.205	1'48.101	270,7	16:12'40.238
16	23.006	36.171	31.094	19.342	1'49.613	<b>271,4</b>	16:14'29.851
17	22.628	36.080	30.757	4'20.735	5'50.200P	268,7	16:20'20.051
18	38.569	36.272	30.288	19.214	2'04.343P	183,4	16:22'24.394
19	22.666	<b>35.643</b>	30.172	47.966	2'16.447	266,7	16:24'40.841
20	23.589	36.150	30.193	19.321	1'49.253	251,2	16:26'30.094
21	22.549	36.429	30.222	19.184	1'48.384	266,7	16:28'18.478
22	<b>22.405</b>	35.824	<b>29.773</b>	21.088	1'49.090	270,7	16:30'07.568

**296 Easy Race (1'49.354)**

Giro	Seg.1	Seg.2	Seg.3	Seg.4	T. Giro	km/h	Local Time
1		41.159	34.534	20.313		171,7	15:42'21.316
2	24.821	38.221	33.443	19.790	1'56.275	220,4	15:44'17.591
3	23.235	36.374	31.177	20.387	1'51.173	266,0	15:46'08.764
4	22.845	37.410	31.287	19.644	1'51.186	266,0	15:47'59.950
5	22.849	<b>35.980</b>	33.558	19.945	1'52.332	266,0	15:49'52.282
6	<b>22.675</b>	36.059	31.006	<b>19.614</b>	<b>1'49.354</b>	<b>268,0</b>	15:51'41.636
7	22.710	36.502	<b>30.980</b>	19.781	1'49.973	267,3	15:53'31.609
8	22.987	46.708	39.461	7'13.880	9'03.036P	266,7	16:02'34.645
9	41.633	37.714	31.314	19.692	2'10.353P	168,5	16:04'44.998

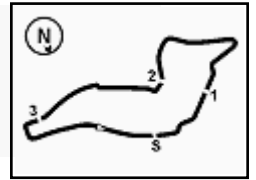
**272 DL Racing (1'46.868)**

Giro	Seg.1	Seg.2	Seg.3	Seg.4	T. Giro	km/h	Local Time
1							15:40'46.316
2	50.268	43.248	38.876	20.456	2'32.848P	155,0	15:43'19.164
3	24.566	38.332	32.320	3'18.180	4'53.398P	216,4	15:48'12.562
4	43.274	41.225	37.528	20.740	2'22.767P	95,3	15:50'35.329
5	23.057	35.487	30.171	22.029	1'50.744	253,5	15:52'26.073
6	22.991	35.275	30.731	19.423	1'48.420	250,0	15:54'14.493
7	22.513	34.919	30.144	19.292	<b>1'46.868</b>	257,1	15:56'01.361
8	<b>22.384</b>	35.079	30.168	19.260	1'46.891	258,4	15:57'48.252
9	22.490	34.999	<b>30.061</b>	19.467	1'47.017	259,0	15:59'35.269

27/10/2023

P = Box In/Out - C = Tempo Invalidato





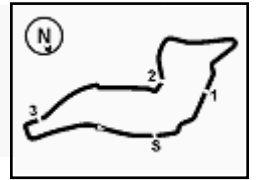
Imola Circuit 4.909 m

## ACI Racing Weekend Imola, 28-29 Ottobre 2023

### Campionato Italiano Gran Turismo Sprint - Pit Times Libere 2

No.	Concorrente	Auto		Orario Locale	Pit Time
3	Easy Race	T.BIAGI		15:40'47.504	
			USCITA BOX	15:51'31.340	
			INGRESSO BOX	15:54'41.146	3'09.806
			USCITA BOX	16:15'55.636	
			INGRESSO BOX	16:20'23.846	4'28.210
6	AKM Motorsport	G.KELSTRUP		15:40'55.287	
			USCITA BOX	16:09'55.298	
			INGRESSO BOX	16:11'33.243	1'37.945
			USCITA BOX	16:20'36.707	
			INGRESSO BOX	16:21'36.262	59.555
7	BMW Italia Ceccato Racing	J.KLINGMANN		15:40'07.392	
			USCITA BOX	15:50'31.852	
			INGRESSO BOX	15:51'52.273	1'20.421
			USCITA BOX	15:57'02.231	
			INGRESSO BOX	15:58'34.560	1'32.329
8	BMW Italia Ceccato Racing	C.TAMBURINI		15:40'04.415	
			USCITA BOX	15:50'51.117	
			INGRESSO BOX	15:52'11.304	1'20.187
			USCITA BOX	16:02'46.359	
			INGRESSO BOX	16:05'09.169	2'22.810
9	Oregon Team	A.DELEDDA		15:41'55.148	
			USCITA BOX	15:56'02.637	
			INGRESSO BOX	15:57'23.869	1'21.232
			USCITA BOX	16:09'50.942	
			INGRESSO BOX	16:13'15.432	3'24.490
16	Imperiale Sport Car Service	M.CIGLIA		15:40'23.147	
			USCITA BOX	15:53'21.751	
			INGRESSO BOX	15:55'07.525	1'45.774
			USCITA BOX	16:07'45.376	
			INGRESSO BOX	16:10'17.503	2'32.127
19	VSR	M.LLARENA		15:41'07.994	
			USCITA BOX	15:53'31.939	
			INGRESSO BOX	15:55'32.435	2'00.496
			USCITA BOX	16:00'48.364	
			INGRESSO BOX	16:02'08.277	1'19.913
20	Iron Lynx	C.SCHIAVONI		16:09'13.774	
			USCITA BOX	16:10'34.032	1'20.258
			INGRESSO BOX	16:12'18.738	
			USCITA BOX	15:40'11.132	
			INGRESSO BOX	15:53'20.585	
			USCITA BOX	15:55'23.862	2'03.277





Imola Circuit 4.909 m

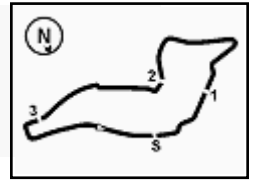
## ACI Racing Weekend Imola, 28-29 Ottobre 2023

### Campionato Italiano Gran Turismo Sprint - Pit Times Libere 2

No.	Concorrente	Auto		Orario Locale	Pit Time	
20	Iron Lynx	C.SCHIAVONI	INGRESSO BOX	16:13'55.915	2'20.048	
			USCITA BOX	16:16'15.963		
23	Best Lap	L.COLUCCIO	USCITA BOX	15:41'00.456	3'12.076	
			INGRESSO BOX	15:51'43.550		
			USCITA BOX	15:54'55.626		
			INGRESSO BOX	16:03'38.686		
			USCITA BOX	16:05'52.496		2'13.810
			INGRESSO BOX	16:16'29.670		
			USCITA BOX	16:17'57.196		1'27.526
51	AF Corse	L.NURMI	USCITA BOX	15:40'58.836	2'12.195	
			INGRESSO BOX	15:48'12.628		
			USCITA BOX	15:50'24.823		
			INGRESSO BOX	16:04'28.424		
			USCITA BOX	16:07'15.932		2'47.508
52	AF Corse	S.WHITE	USCITA BOX	15:40'20.997	1'08.582	
			INGRESSO BOX	15:46'05.318		
			USCITA BOX	15:47'13.900		
			INGRESSO BOX	15:59'21.791		
			USCITA BOX	16:01'43.246		2'21.455
			INGRESSO BOX	16:12'16.240		
			USCITA BOX	16:14'06.170		1'49.930
			INGRESSO BOX	16:21'18.710		
USCITA BOX	16:22'48.584	1'29.874				
54	Imperiale Sport Car Service	P.DENES	USCITA BOX	15:40'30.269	1'43.915	
			INGRESSO BOX	16:00'04.805		
			USCITA BOX	16:01'48.720		
			INGRESSO BOX	16:19'15.614		
			USCITA BOX	16:20'40.163		1'24.549
			INGRESSO BOX	16:27'38.817		
55	Nova Race Events	M.GRECO	USCITA BOX	15:40'24.945	3'35.036	
			INGRESSO BOX	15:44'08.056		
			USCITA BOX	15:47'43.092		
			INGRESSO BOX	16:02'43.443		
			USCITA BOX	16:06'18.762		3'35.319
			INGRESSO BOX	16:22'38.702		
			USCITA BOX	16:23'16.337		37.635
			INGRESSO BOX	16:25'07.346		
			USCITA BOX	16:26'27.828		1'20.482
INGRESSO BOX	16:28'13.255					
60	VSR	A.PETROV	USCITA BOX	15:40'06.312	2'15.103	
			INGRESSO BOX	15:47'17.134		
			USCITA BOX	15:49'32.237		
			INGRESSO BOX	16:01'37.902		
			USCITA BOX	16:04'15.079		2'37.177
			INGRESSO BOX	16:16'30.674		
			USCITA BOX	16:17'52.484		1'21.810
			INGRESSO BOX	16:19'36.111		
			USCITA BOX	16:20'56.624		1'20.513
INGRESSO BOX	16:22'42.989					
63	VSR	M.MICHELOTTO	USCITA BOX	15:41'05.328		







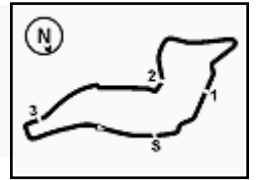
Imola Circuit 4.909 m

## ACI Racing Weekend Imola, 28-29 Ottobre 2023

### Campionato Italiano Gran Turismo Sprint - Pit Times Libere 2

No. Concorrente	Auto		Orario Locale	Pit Time	
63	VSR	M.MICHELOTTO	INGRESSO BOX	15:42'53.043	
			USCITA BOX	15:44'28.177	1'35.134
			INGRESSO BOX	15:46'10.710	
			USCITA BOX	15:47'49.282	1'38.572
			INGRESSO BOX	15:49'34.849	
			USCITA BOX	15:51'09.941	1'35.092
			INGRESSO BOX	15:52'51.306	
			USCITA BOX	15:54'27.499	1'36.193
			INGRESSO BOX	15:56'09.905	
77	Nova Race Events	L.MAGNONI	USCITA BOX	15:40'38.520	
			INGRESSO BOX	15:44'28.303	
			USCITA BOX	15:47'24.410	2'56.107
			INGRESSO BOX	15:58'10.783	
			USCITA BOX	16:01'24.426	3'13.643
			INGRESSO BOX	16:04'58.930	
			USCITA BOX	16:08'14.084	3'15.154
			INGRESSO BOX	16:18'50.107	
			USCITA BOX	16:21'39.875	2'49.768
106	Pollini Giacomo	G.POLLINI	USCITA BOX	15:40'49.167	
			INGRESSO BOX	16:03'00.965	
			USCITA BOX	16:04'47.906	1'46.941
			INGRESSO BOX	16:29'50.256	
112	Ombra Racing	M.DI GIUSTO	USCITA BOX	15:41'15.349	
			INGRESSO BOX	15:54'00.273	
			USCITA BOX	15:56'05.766	2'05.493
			INGRESSO BOX	16:04'59.869	
			USCITA BOX	16:07'10.201	2'10.332
			INGRESSO BOX	16:21'36.427	
			USCITA BOX	16:22'54.925	1'18.498
163	VSR	P.RANDAZZO	USCITA BOX	15:41'11.327	
			INGRESSO BOX	15:52'29.120	
			USCITA BOX	15:54'36.563	2'07.443
			INGRESSO BOX	16:07'17.723	
172	DL Racing	D.VEBSTER	USCITA BOX	15:40'51.939	
			INGRESSO BOX	15:43'10.335	
			USCITA BOX	15:43'45.987	35.652
			INGRESSO BOX	15:49'39.324	
			USCITA BOX	15:51'09.402	1'30.078
			INGRESSO BOX	16:03'44.708	
			USCITA BOX	16:05'26.622	1'41.914
199	Colavita Giovanni	L.COLAVITA	USCITA BOX	15:40'19.228	
			INGRESSO BOX	15:47'55.902	
			USCITA BOX	15:49'31.016	1'35.114
			INGRESSO BOX	16:00'23.070	
			USCITA BOX	16:02'27.487	2'04.417
			INGRESSO BOX	16:09'58.392	
202	HC Racing	F.D'AURIA	USCITA BOX	15:41'24.976	
			INGRESSO BOX	15:53'40.270	





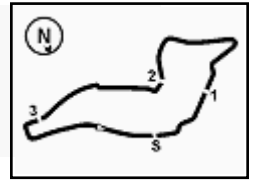
Imola Circuit 4.909 m

## ACI Racing Weekend Imola, 28-29 Ottobre 2023

### Campionato Italiano Gran Turismo Sprint - Pit Times Libere 2

No. Concorrente	Auto		Orario Locale	Pit Time	
202	HC Racing	F.D'AURIA	USCITA BOX	15:55'02.737	1'22.467
			INGRESSO BOX	16:06'17.960	
			USCITA BOX	16:07'39.925	
203	Ebimotors	C.PAPI	USCITA BOX	15:41'20.775	2'22.693
			INGRESSO BOX	15:52'42.517	
			USCITA BOX	15:55'05.210	
			INGRESSO BOX	16:02'52.695	
			USCITA BOX	16:13'47.481	
			INGRESSO BOX	16:16'20.789	
206	VSR	I.ZANON	USCITA BOX	15:45'39.505	59.982
			INGRESSO BOX	15:47'45.956	
			USCITA BOX	15:48'45.938	
			INGRESSO BOX	15:50'46.420	
			USCITA BOX	15:52'33.796	
			INGRESSO BOX	16:03'37.180	
			USCITA BOX	16:06'05.663	
			INGRESSO BOX	16:16'59.544	
			USCITA BOX	16:25'41.856	
			INGRESSO BOX	16:27'33.248	
208	Iron Lynx	L.PRIVITELIO	USCITA BOX	15:41'31.946	1'25.155
			INGRESSO BOX	15:52'56.930	
			USCITA BOX	15:54'22.085	
			INGRESSO BOX	16:00'13.008	
			USCITA BOX	16:01'38.809	
			INGRESSO BOX	16:18'47.812	
209	Iron Lynx	B.MALERBA	USCITA BOX	15:40'15.232	1'32.582
			INGRESSO BOX	15:42'17.434	
			USCITA BOX	15:43'50.016	
			INGRESSO BOX	15:55'10.700	
			USCITA BOX	15:56'53.768	
			INGRESSO BOX	16:06'13.218	
			USCITA BOX	16:08'31.889	
			INGRESSO BOX	16:16'27.864	
			USCITA BOX	16:18'20.942	
			INGRESSO BOX	16:22'13.427	
USCITA BOX	16:23'37.609				
222	Krypton Motorsport	S.PEZZUCCHI	USCITA BOX	15:40'10.070	1'28.229
			INGRESSO BOX	15:48'07.954	
			USCITA BOX	15:49'36.183	
			INGRESSO BOX	15:58'58.054	
			USCITA BOX	16:00'23.195	
			INGRESSO BOX	16:07'34.138	
			USCITA BOX	16:10'20.800	
			INGRESSO BOX	16:30'54.911	
223	DL Racing	D.LOCANTO	USCITA BOX	15:40'34.599	1'21.898
			INGRESSO BOX	15:52'21.684	
			USCITA BOX	15:53'43.582	
			INGRESSO BOX	16:08'30.819	
			USCITA BOX	16:10'07.308	
			INGRESSO BOX	16:17'41.424	
			USCITA BOX	16:19'15.216	





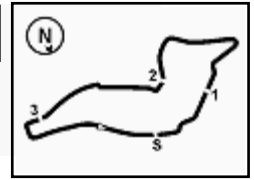
Imola Circuit 4.909 m

## ACI Racing Weekend Imola, 28-29 Ottobre 2023

### Campionato Italiano Gran Turismo Sprint - Pit Times Libere 2

No. Concorrente	Auto		Orario Locale	Pit Time	
233	Grisi Alberto	A.GRISI	USCITA BOX	15:40'36.455	
			INGRESSO BOX	15:47'19.235	
			USCITA BOX	15:49'22.923	2'03.688
			INGRESSO BOX	16:11'13.218	
			USCITA BOX	16:13'30.084	2'16.866
234	GDL Racing	M.LUVISI	USCITA BOX	15:40'32.903	
			INGRESSO BOX	15:48'02.562	
			USCITA BOX	15:50'32.391	2'29.829
			INGRESSO BOX	15:59'39.804	
			USCITA BOX	16:01'07.924	1'28.120
			INGRESSO BOX	16:12'04.074	
			USCITA BOX	16:13'48.434	1'44.360
247	Carminati Ettore	E.CARMINATI	USCITA BOX	15:40'53.629	
			INGRESSO BOX	15:52'37.814	
			USCITA BOX	15:55'08.987	2'31.173
			INGRESSO BOX	16:09'53.461	
			USCITA BOX	16:13'16.467	3'23.006
			INGRESSO BOX	16:22'26.004	
248	DL Racing	P.ALESSANDRI	USCITA BOX	15:40'42.414	
			INGRESSO BOX	15:45'11.096	
			USCITA BOX	15:47'46.993	2'35.897
			INGRESSO BOX	16:06'21.075	
			USCITA BOX	16:07'52.354	1'31.279
			INGRESSO BOX	16:19'01.220	
271	Ebimotors	N.LIANA	USCITA BOX	15:41'23.601	
			INGRESSO BOX	15:52'39.084	
			USCITA BOX	15:56'08.828	3'29.744
			INGRESSO BOX	16:07'22.700	
			USCITA BOX	16:10'42.575	3'19.875
			INGRESSO BOX	16:19'41.564	
272	DL Racing	A.FABI	USCITA BOX	15:41'03.352	
			INGRESSO BOX	15:45'13.391	
			USCITA BOX	15:48'26.312	3'12.921
			INGRESSO BOX	16:03'08.592	
			USCITA BOX	16:05'01.534	1'52.942
			INGRESSO BOX	16:15'50.411	
290	Formula Racing	V.SCARPETTA	USCITA BOX	15:40'12.296	
			INGRESSO BOX	16:00'36.266	
			USCITA BOX	16:05'19.198	4'42.932
			INGRESSO BOX	16:16'16.392	
			USCITA BOX	16:20'34.084	4'17.692
296	Easy Race	L.DEL COL	USCITA BOX	15:40'16.728	
			INGRESSO BOX	15:55'42.383	
			USCITA BOX	16:02'48.826	7'06.443
			INGRESSO BOX	16:06'36.080	

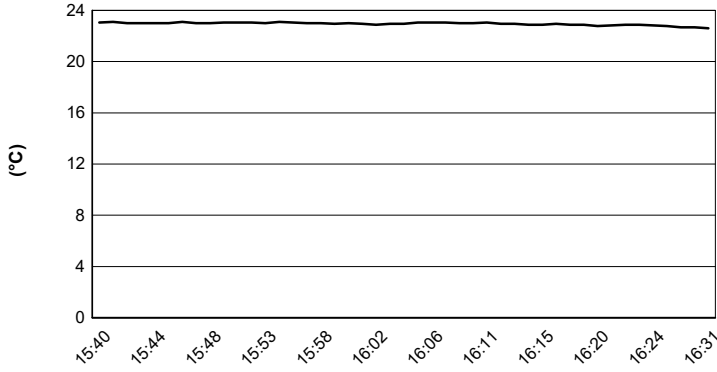




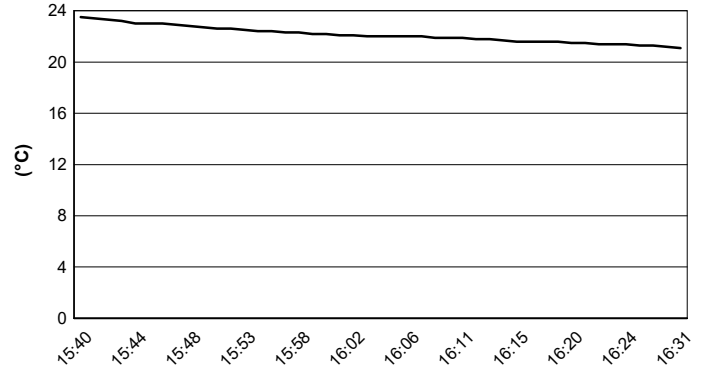
Imola Circuit 4.909 m

**ACI Racing Weekend Imola, 28-29 Ottobre 2023**  
**Campionato Italiano Gran Turismo Sprint - Meteo Libere 2**  
 Session started 15:40 - Session ended 16:32

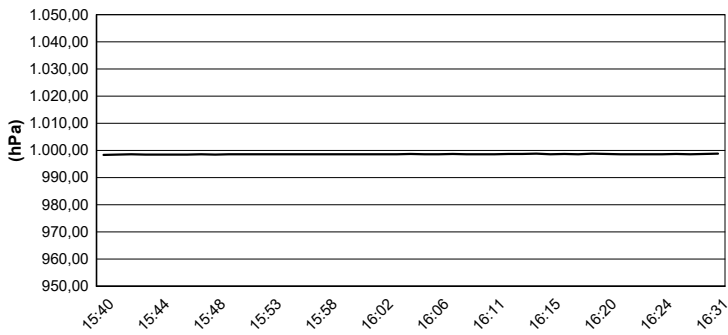
### Air Temperature



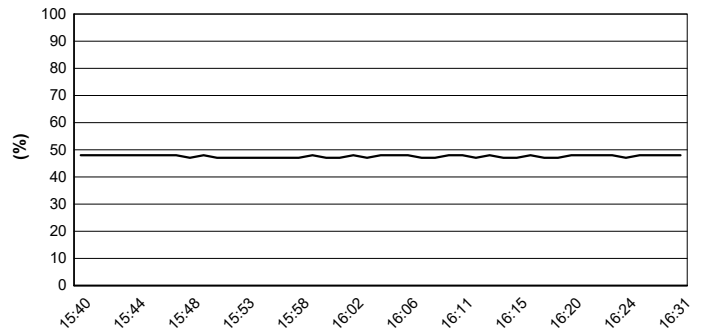
### Track Temperature



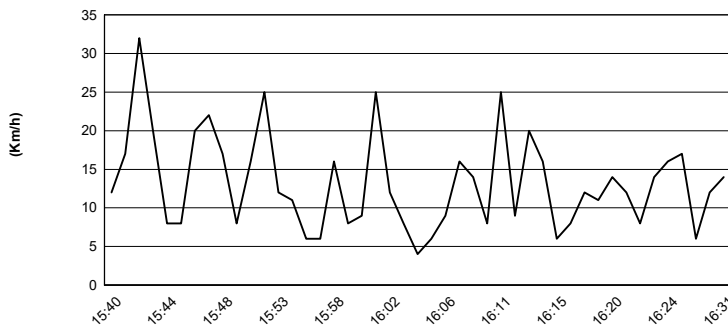
### Air Pressure



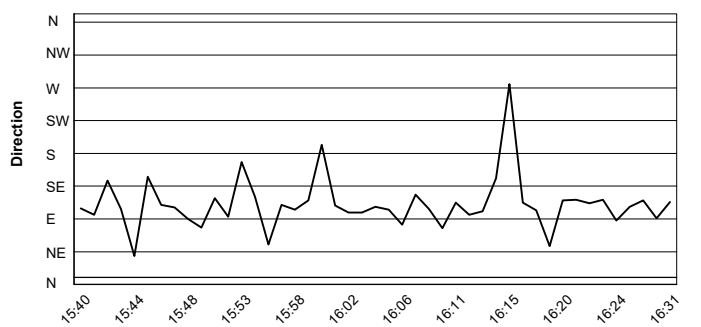
### Humidity



### Wind Speed



### Wind Direction



27/10/2023

