

Imola Circuit 4.909 m

ACI Racing Weekend Imola, 22-23 Aprile 2023

Campionato Italiano Sport Prototipi - Classifica Gara 1

Giri 15 = 73,635 km - Media 164,581 km/h - Tempo di gara 26'50.675

| Num. | Conditore | Naz | Concorrente | Team | Auto | Giri | Tempo | Dist. | Rel. | Giro Veloce |
|------------------------------|-------------------------------|-----|---------------------|--------------------|-------------------|------|-----------|-----------------|---------------|--------------------|
| 1 | 25 MOLINARO Danny | ITA | Molinaro Danny | | Wolf GB08 Thunder | 15 | 26'50.675 | | | 12 1'46.399 |
| 2 | 8 UBOLDI Davide | ITA | Uboldi Davide | | Wolf GB08 Thunder | 15 | 26'50.794 | 0.119 | 0.119 | 10 1'45.950 |
| 3 | 11 MENCZER Jesse | GBR | Avelon Formula | | Wolf GB08 Thunder | 15 | 26'53.988 | 3.313 | 3.194 | 11 1'46.109 |
| 4 | 7 FERRI Pietro | ITA | Avelon Formula | Emotion Motorsport | Wolf GB08 Thunder | 15 | 27'10.778 | 20.103 | 16.790 | 14 1'46.565 |
| 5 | 21 FATTORINI Michele | ITA | Fattorini Michele | | Wolf GB08 Thunder | 15 | 27'24.218 | 33.543 | 13.440 | 6 1'46.994 |
| 6 | 3 DEODATI Manuel | ITA | Deodati Manuel | Emotion Motorsport | Wolf GB08 Thunder | 15 | 27'33.973 | 43.298 | 9.755 | 12 1'47.454 |
| 7 | 20 ATTIANESE Stefano | ITA | Attianese Stefano | | Wolf GB08 Thunder | 15 | 27'50.029 | 59.354 | 16.056 | 7 1'49.602 |
| 8 | 14 MAGLIOCCOLA Mariano | ITA | Maglioccola Mariano | | Wolf GB08 Thunder | 15 | 28'09.850 | 1'19.175 | 19.821 | 14 1'49.693 |
| 9 | 16 ROUSSEL Sonia | FRA | BHK Motorsport | BHK Motorsport | Wolf GB08 Thunder | 15 | 28'32.320 | 1'41.645 | 22.470 | 10 1'51.568 |
| 10 | 24 MILOKANOVIC Donald | HRV | Milokanovic Donald | | Wolf GB08 Thunder | 15 | 28'41.525 | 1'50.850 | 9.205 | 11 1'51.643 |
| 11 | 22 PENNISI Salvatore | ITA | Principi Piero | | Wolf GB08 Thunder | 14 | 26'53.545 | 1 Giro | 1 Giro | 12 1'51.991 |
| 12 | 99 MAZZA Giovanni | ITA | Mazza Giovanni | Emotion Motorsport | Wolf GB08 Thunder | 14 | 27'40.799 | 1 Giro | 47.254 | 11 1'52.899 |
| 13 | 48 HELLBERG Emil | SWE | Avelon Formula | | Wolf GB08 Thunder | 12 | 21'34.222 | 3 Giri | 2 Giri | 11 1'45.955 |
| 14 | 9 KADARABAD Vignash | IND | BHK Motorsport | BHK Motorsport | Wolf GB08 Thunder | 12 | 22'13.322 | 3 Giri | 39.100 | 11 1'46.298 |
| ----- Non Classificati ----- | | | | | | | | | | |
| RIT | 43 HELLBERG Linus | SWE | Avelon Formula | | Wolf GB08 Thunder | 10 | 19'35.231 | 5 Giri | | 8 1'48.494 |
| RIT | 19 YOONG Alister | MYS | Avelon Formula | | Wolf GB08 Thunder | 4 | 7'17.360 | 11 Giri | | 4 1'47.560 |
| RIT | 35 ROCCADELLI Matteo | ITA | BHK Motorsport | BHK Motorsport | Wolf GB08 Thunder | 0 | | | | |

Partenti: 17 Classificati: 14 Non Classificati: 0 Ritirati: 3 Non Partiti: 0

Giro Veloce N. 10 Num. 8 Davide Uboldi Tempo 1'45.950 Media. 166,799 Km/h

| | | | |
|------------|-----|-------|------|
| Umidità | 46% | ARIA | 21°C |
| Condizioni | DRY | Pista | 30°C |

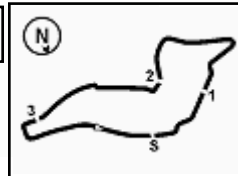
Direttore di Gara : Massimiliano Ghinassi

Direttore di Prova : Gianluca Marotta

22/04/2023 Inizio 17:38 Fine 18:07

Esposta alle:





Imola Circuit 4.909 m

ACI Racing Weekend Imola, 22-23 Aprile 2023

Campionato Italiano Sport Prototipi - Classifica di Classe Master Gara 1

Giri 15 = 73,635 km - Media 160,272 km/h - Tempo di gara 27'33.973

| Num. | Conduttore | Naz | Concorrente | Team | Auto | Giri | Tempo | Dist. | Rel. | Giro Veloce |
|------|-------------------------------|-----|---------------------|--------------------|-------------------|------|-----------|---------------|---------------|--------------------|
| 1 | 3 DEODATI Manuel | ITA | Deodati Manuel | Emotion Motorsport | Wolf GB08 Thunder | 15 | 27'33.973 | | | 12 1'47.454 |
| 2 | 20 ATTIANESE Stefano | ITA | Attianese Stefano | | Wolf GB08 Thunder | 15 | 27'50.029 | 16.056 | 16.056 | 7 1'49.602 |
| 3 | 14 MAGLIOCCOLA Mariano | ITA | Maglioccola Mariano | | Wolf GB08 Thunder | 15 | 28'09.850 | 35.877 | 19.821 | 14 1'49.693 |
| 4 | 22 PENNISI Salvatore | ITA | Principi Piero | | Wolf GB08 Thunder | 14 | 26'53.545 | 1 Giro | 1 Giro | 12 1'51.991 |
| 5 | 99 MAZZA Giovanni | ITA | Mazza Giovanni | Emotion Motorsport | Wolf GB08 Thunder | 14 | 27'40.799 | 1 Giro | 47.254 | 11 1'52.899 |
| 6 | 48 HELLBERG Emil | SWE | Avelon Formula | | Wolf GB08 Thunder | 12 | 21'34.222 | 3 Giri | 2 Giri | 11 1'45.955 |

Partenti: 6 Classificati: 6 Non Classificati: 0 Ritirati: 0 Non Partiti: 0
 Giro Veloce N. 11 Num. 48 Emil Hellberg Tempo 1'45.955 Media. 166,792 Km/h

| | | | |
|------------|-----|-------|------|
| Umidità | 46% | ARIA | 21°C |
| Condizioni | DRY | Pista | 30°C |

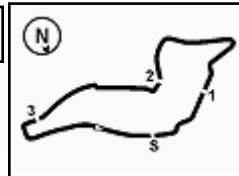
Direttore di Gara : Massimiliano Ghinassi

Direttore di Prova : Gianluca Marotta

22/04/2023 Inizio 17:38 Fine 18:07

Esposta alle:





Imola Circuit 4.909 m

ACI Racing Weekend Imola, 22-23 Aprile 2023

Campionato Italiano Sport Prototipi - Classifica di Classe Rookie Gara 1

Giri 15 = 73,635 km - Media 153,983 km/h - Tempo di gara 28'41.525

| Num. | Conduttore | Naz | Concorrente | Team | Auto | Giri | Tempo | Dist. | Rel. | Giro Veloce |
|------|------------------------------|-----|--------------------|----------------|-------------------|------|-----------|---------------|---------------|--------------------|
| 1 | 24 MILOKANOVIC Donald | HRV | Milokanovic Donald | | Wolf GB08 Thunder | 15 | 28'41.525 | | | 11 1'51.643 |
| 2 | 9 KADARABAD Vignash | IND | BHK Motorsport | BHK Motorsport | Wolf GB08 Thunder | 12 | 22'13.322 | 3 Giri | 3 Giri | 11 1'46.298 |

Partenti: 2 Classificati: 2 Non Classificati: 0 Ritirati: 0 Non Partiti: 0

Giro Veloce N. 11 Num. 9 Vignash Kadarabad Tempo 1'46.298 Media. 166,253 Km/h

| | | | |
|------------|-----|-------|------|
| Umidità | 46% | ARIA | 21°C |
| Condizioni | DRY | Pista | 30°C |

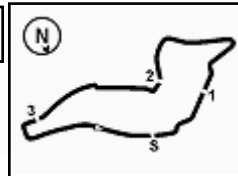
Direttore di Gara : Massimiliano Ghinassi

Direttore di Prova : Gianluca Marotta

| | | |
|------------|--------|-------|
| | Inizio | Fine |
| 22/04/2023 | 17:38 | 18:07 |

Esposta alle:




ACI Racing Weekend Imola, 22-23 Aprile 2023
Campionato Italiano Sport Prototipi - Classifica di Classe Under Gara 1

Giri 15 = 73,635 km - Media 164,581 km/h - Tempo di gara 26'50.675

| Num. | Conducente | Naz | Concorrente | Team | Auto | Giri | Tempo | Dist. | Rel. | Giro Veloce |
|-------------------------------------|-----------------------------|-----|----------------|--------------------|-------------------|------|-----------|----------------|---------------|--------------------|
| 1 | 25 MOLINARO Danny | ITA | Molinaro Danny | | Wolf GB08 Thunder | 15 | 26'50.675 | | | 12 1'46.399 |
| 2 | 7 FERRI Pietro | ITA | Avelon Formula | Emotion Motorsport | Wolf GB08 Thunder | 15 | 27'10.778 | 20.103 | 20.103 | 14 1'46.565 |
| 3 | 9 KADARABAD Vignash | IND | BHK Motorsport | BHK Motorsport | Wolf GB08 Thunder | 12 | 22'13.322 | 3 Giri | 3 Giri | 11 1'46.298 |
| ----- Non Classificati ----- | | | | | | | | | | |
| RIT | 19 YOONG Alister | MYS | Avelon Formula | | Wolf GB08 Thunder | 4 | 7'17.360 | 11 Giri | | 4 1'47.560 |
| RIT | 35 ROCCADELLI Matteo | ITA | BHK Motorsport | BHK Motorsport | Wolf GB08 Thunder | 0 | | | | |

Partenti: 5 Classificati: 3 Non Classificati: 0 Ritirati: 2 Non Partiti: 0

Giro Veloce N. 11 Num. 9 Vignash Kadarabad Tempo 1'46.298 Media. 166,253 Km/h

| | | | |
|------------|-----|-------|------|
| Umidità | 46% | ARIA | 21°C |
| Condizioni | DRY | Pista | 30°C |

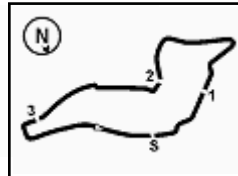
Direttore di Gara : Massimiliano Ghinassi

Direttore di Prova : Gianluca Marotta

22/04/2023 Inizio 17:38 Fine 18:07

Esposta alle:





Imola Circuit 4.909 m

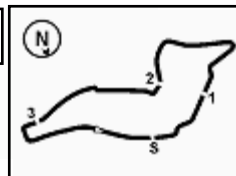
ACI Racing Weekend Imola, 22-23 Aprile 2023

Campionato Italiano Sport Prototipi - Contagiri Gara 1

| | | Giro | | | | | | | | | | | | | | |
|----|----|------|----|----|----|----|----|----|----|----|----|----|----|----|----|--|
| | 1 | 2 | 3 | 4 | 5 | 6 | 7 | 8 | 9 | 10 | 11 | 12 | 13 | 14 | 15 | |
| 1 | 25 | 25 | 25 | 25 | 25 | 25 | 25 | 25 | 25 | 25 | 25 | 25 | 25 | 25 | 25 | |
| 2 | 19 | 8 | 8 | 8 | 8 | 8 | 8 | 8 | 8 | 8 | 8 | 8 | 8 | 8 | 8 | |
| 3 | 8 | 19 | 19 | 19 | 9 | 9 | 9 | 9 | 9 | 9 | 9 | 11 | 11 | 11 | 11 | |
| 4 | 48 | 48 | 9 | 9 | 11 | 11 | 11 | 11 | 11 | 11 | 11 | 48 | 21 | 21 | 7 | |
| 5 | 9 | 9 | 11 | 11 | 48 | 48 | 48 | 48 | 48 | 48 | 48 | 21 | 7 | 7 | 21 | |
| 6 | 11 | 11 | 21 | 21 | 21 | 21 | 21 | 21 | 21 | 21 | 21 | 7 | 3 | 3 | 3 | |
| 7 | 21 | 21 | 48 | 48 | 3 | 3 | 7 | 7 | 7 | 7 | 7 | 3 | 20 | 20 | 20 | |
| 8 | 3 | 3 | 3 | 3 | 7 | 7 | 43 | 43 | 3 | 3 | 3 | 9 | 14 | 14 | 14 | |
| 9 | 43 | 43 | 7 | 7 | 43 | 43 | 3 | 3 | 43 | 20 | 20 | 20 | 16 | 16 | 16 | |
| 10 | 20 | 7 | 43 | 43 | 20 | 20 | 20 | 20 | 20 | 14 | 14 | 14 | 24 | 24 | 24 | |
| 11 | 7 | 20 | 20 | 20 | 14 | 14 | 14 | 14 | 16 | 16 | 16 | 16 | 22 | 22 | | |
| 12 | 14 | 14 | 14 | 14 | 16 | 16 | 16 | 16 | 16 | 24 | 24 | 24 | 99 | 99 | | |
| 13 | 16 | 16 | 16 | 16 | 24 | 24 | 24 | 24 | 24 | 22 | 22 | 22 | | | | |
| 14 | 24 | 24 | 24 | 24 | 22 | 22 | 22 | 22 | 22 | 43 | 99 | 99 | | | | |
| 15 | 99 | 22 | 22 | 22 | 99 | 99 | 99 | 99 | 99 | 99 | | | | | | |
| 16 | 22 | 99 | 99 | 99 | | | | | | | | | | | | |

| Final Result | | |
|--------------|-------------------|----------|
| 1 | 25 MOLINARO D. | Giri 15 |
| 2 | 8 UBOLDI D. | 0.119 |
| 3 | 11 MENCZER J. | 3.313 |
| 4 | 7 FERRI P. | 20.103 |
| 5 | 21 FATTORINI M. | 33.543 |
| 6 | 3 DEODATI M. | 43.298 |
| 7 | 20 ATTIANESE S. | 59.354 |
| 8 | 14 MAGLIOCCOLA M. | 1'19.175 |
| 9 | 16 ROUSSEL S. | 1'41.645 |
| 10 | 24 MILOKANOVIC D. | 1'50.850 |
| 11 | 22 PENNISI S. | 1 Giro |
| 12 | 99 MAZZA G. | 1 Giro |
| 13 | 48 HELLBERG E. | 3 Giri |
| 14 | 9 KADARABAD V. | 3 Giri |
| RIT | 43 HELLBERG L. | 5 Giri |
| RIT | 19 YOONG A. | 11 Giri |
| RIT | 35 ROCCADELLI M. | |




ACI Racing Weekend Imola, 22-23 Aprile 2023
Campionato Italiano Sport Prototipi - Best Sectors & Speed Gara 1

| CLASSIFICA | | | |
|------------|-------------------------------|-------------------|----------|
| 1 | 25 MOLINARO Danny | Wolf GB08 Thunder | Giri 15 |
| 2 | 8 UBOLDI Davide | Wolf GB08 Thunder | 0.119 |
| 3 | 11 MENCZER Jesse | Wolf GB08 Thunder | 3.313 |
| 4 | 7 FERRI Pietro | Wolf GB08 Thunder | 20.103 |
| 5 | 21 FATTORINI Michele | Wolf GB08 Thunder | 33.543 |
| 6 | 3 DEODATI Manuel | Wolf GB08 Thunder | 43.298 |
| 7 | 20 ATTIANESE Stefano | Wolf GB08 Thunder | 59.354 |
| 8 | 14 MAGLIOCCOLA Mariano | Wolf GB08 Thunder | 1'19.175 |
| 9 | 16 ROUSSEL Sonia | Wolf GB08 Thunder | 1'41.645 |
| 10 | 24 MILOKANOVIC Donald | Wolf GB08 Thunder | 1'50.850 |
| 11 | 22 PENNISI Salvatore | Wolf GB08 Thunder | 1 Giro |
| 12 | 99 MAZZA Giovanni | Wolf GB08 Thunder | 1 Giro |
| 13 | 48 HELLBERG Emil | Wolf GB08 Thunder | 3 Giri |
| 14 | 9 KADARABAD Vignash | Wolf GB08 Thunder | 3 Giri |
| RIT | 43 HELLBERG Linus | Wolf GB08 Thunder | 5 Giri |
| RIT | 19 YOONG Alister | Wolf GB08 Thunder | 11 Giri |
| RIT | 35 ROCCAPELLI Matteo | Wolf GB08 Thunder | |

| SPEED | | | |
|-------|-------------------------------|-------------------|-------|
| 1 | 48 HELLBERG Emil | Wolf GB08 Thunder | 247,1 |
| 2 | 9 KADARABAD Vignash | Wolf GB08 Thunder | 247,1 |
| 3 | 3 DEODATI Manuel | Wolf GB08 Thunder | 244,3 |
| 4 | 11 MENCZER Jesse | Wolf GB08 Thunder | 243,8 |
| 5 | 19 YOONG Alister | Wolf GB08 Thunder | 243,2 |
| 6 | 8 UBOLDI Davide | Wolf GB08 Thunder | 243,2 |
| 7 | 21 FATTORINI Michele | Wolf GB08 Thunder | 241,1 |
| 8 | 16 ROUSSEL Sonia | Wolf GB08 Thunder | 240,5 |
| 9 | 25 MOLINARO Danny | Wolf GB08 Thunder | 239,5 |
| 10 | 7 FERRI Pietro | Wolf GB08 Thunder | 238,9 |
| 11 | 14 MAGLIOCCOLA Mariano | Wolf GB08 Thunder | 238,9 |
| 12 | 20 ATTIANESE Stefano | Wolf GB08 Thunder | 237,9 |
| 13 | 43 HELLBERG Linus | Wolf GB08 Thunder | 236,3 |
| 14 | 99 MAZZA Giovanni | Wolf GB08 Thunder | 235,8 |
| 15 | 22 PENNISI Salvatore | Wolf GB08 Thunder | 233,3 |
| 16 | 24 MILOKANOVIC Donald | Wolf GB08 Thunder | 232,8 |

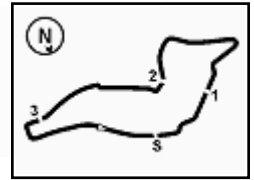
| SEG. 1 | | |
|--------|-------------------------------|--------|
| 1 | 11 MENCZER Jesse | 22.476 |
| 2 | 9 KADARABAD Vignash | 22.567 |
| 3 | 48 HELLBERG Emil | 22.568 |
| 4 | 7 FERRI Pietro | 22.667 |
| 5 | 8 UBOLDI Davide | 22.715 |
| 6 | 25 MOLINARO Danny | 22.721 |
| 7 | 3 DEODATI Manuel | 22.845 |
| 8 | 19 YOONG Alister | 22.889 |
| 9 | 21 FATTORINI Michele | 22.908 |
| 10 | 20 ATTIANESE Stefano | 23.180 |
| 11 | 43 HELLBERG Linus | 23.357 |
| 12 | 14 MAGLIOCCOLA Mariano | 23.557 |
| 13 | 99 MAZZA Giovanni | 23.727 |
| 14 | 24 MILOKANOVIC Donald | 23.858 |
| 15 | 16 ROUSSEL Sonia | 23.863 |
| 16 | 22 PENNISI Salvatore | 23.885 |
| 17 | 35 ROCCAPELLI Matteo | 26.181 |

| SEG. 2 | | |
|--------|-------------------------------|--------|
| 1 | 8 UBOLDI Davide | 33.877 |
| 2 | 48 HELLBERG Emil | 33.897 |
| 3 | 11 MENCZER Jesse | 33.904 |
| 4 | 25 MOLINARO Danny | 34.100 |
| 5 | 9 KADARABAD Vignash | 34.104 |
| 6 | 7 FERRI Pietro | 34.135 |
| 7 | 21 FATTORINI Michele | 34.194 |
| 8 | 19 YOONG Alister | 34.384 |
| 9 | 3 DEODATI Manuel | 34.515 |
| 10 | 43 HELLBERG Linus | 34.746 |
| 11 | 20 ATTIANESE Stefano | 35.209 |
| 12 | 14 MAGLIOCCOLA Mariano | 35.331 |
| 13 | 16 ROUSSEL Sonia | 36.017 |
| 14 | 24 MILOKANOVIC Donald | 36.083 |
| 15 | 99 MAZZA Giovanni | 36.325 |
| 16 | 22 PENNISI Salvatore | 36.381 |

| SEG. 3 | | |
|--------|-------------------------------|--------|
| 1 | 11 MENCZER Jesse | 30.236 |
| 2 | 48 HELLBERG Emil | 30.283 |
| 3 | 9 KADARABAD Vignash | 30.384 |
| 4 | 25 MOLINARO Danny | 30.390 |
| 5 | 8 UBOLDI Davide | 30.404 |
| 6 | 7 FERRI Pietro | 30.472 |
| 7 | 3 DEODATI Manuel | 30.675 |
| 8 | 21 FATTORINI Michele | 30.813 |
| 9 | 43 HELLBERG Linus | 31.063 |
| 10 | 19 YOONG Alister | 31.078 |
| 11 | 14 MAGLIOCCOLA Mariano | 31.416 |
| 12 | 16 ROUSSEL Sonia | 31.781 |
| 13 | 24 MILOKANOVIC Donald | 31.789 |
| 14 | 20 ATTIANESE Stefano | 31.877 |
| 15 | 22 PENNISI Salvatore | 31.887 |
| 16 | 99 MAZZA Giovanni | 32.649 |

| SEG. 4 | | |
|--------|-------------------------------|--------|
| 1 | 11 MENCZER Jesse | 18.602 |
| 2 | 8 UBOLDI Davide | 18.689 |
| 3 | 48 HELLBERG Emil | 18.717 |
| 4 | 9 KADARABAD Vignash | 18.785 |
| 5 | 25 MOLINARO Danny | 18.790 |
| 6 | 7 FERRI Pietro | 18.791 |
| 7 | 21 FATTORINI Michele | 18.795 |
| 8 | 19 YOONG Alister | 18.883 |
| 9 | 3 DEODATI Manuel | 18.924 |
| 10 | 43 HELLBERG Linus | 19.039 |
| 11 | 20 ATTIANESE Stefano | 19.068 |
| 12 | 24 MILOKANOVIC Donald | 19.110 |
| 13 | 14 MAGLIOCCOLA Mariano | 19.292 |
| 14 | 22 PENNISI Salvatore | 19.572 |
| 15 | 99 MAZZA Giovanni | 19.807 |
| 16 | 16 ROUSSEL Sonia | 19.808 |



**ACI Racing Weekend Imola, 22-23 Aprile 2023
Campionato Italiano Sport Prototipi - Analisi Tempi Gara 1**

Imola Circuit 4.909 m

Start at 17:38'31.931

1 / 3

| 3 M. DEODATI (1'47.454) | | | | | | | |
|-------------------------|---------------|---------------|---------------|---------------|-----------------|--------------|--------------|
| Giro | Seg.1 | Seg.2 | Seg.3 | Seg.4 | T. Giro | km/h | Local Time |
| 1 | | 37.429 | 31.820 | 19.149 | 1'55.343 | | 17:40'27.274 |
| 2 | 23.778 | 35.416 | 31.567 | 19.077 | 1'49.838 | 244,3 | 17:42'17.112 |
| 3 | 23.904 | 34.867 | 31.363 | 19.450 | 1'49.584 | 241,6 | 17:44'06.696 |
| 4 | 23.351 | 35.579 | 31.252 | 18.994 | 1'49.176 | 244,3 | 17:45'55.872 |
| 5 | 22.907 | 35.258 | 31.040 | 19.080 | 1'48.285 | 241,1 | 17:47'44.157 |
| 6 | 23.270 | 34.902 | 31.238 | 18.924 | 1'48.334 | 241,1 | 17:49'32.491 |
| 7 | 22.845 | 34.782 | 42.105 | 19.075 | 1'58.807 | 241,1 | 17:51'31.298 |
| 8 | 23.097 | 34.699 | 30.768 | 19.124 | 1'47.688 | 242,2 | 17:53'18.986 |
| 9 | 23.087 | 34.778 | 30.960 | 18.972 | 1'47.797 | 243,8 | 17:55'06.783 |
| 10 | 23.322 | 34.515 | 31.105 | 18.933 | 1'47.875 | 240,5 | 17:56'54.658 |
| 11 | 23.142 | 34.646 | 30.754 | 18.981 | 1'47.523 | 240,5 | 17:58'42.181 |
| 12 | 23.056 | 34.683 | 30.675 | 19.040 | 1'47.454 | 240,0 | 18:00'29.635 |
| 13 | 23.377 | 35.619 | 31.030 | 19.157 | 1'49.183 | 241,6 | 18:02'18.818 |
| 14 | 23.128 | 34.837 | 31.260 | 29.338 | 1'58.563 | 238,9 | 18:04'17.381 |
| 15 | 23.205 | 34.736 | 31.367 | 19.215 | 1'48.523 | 237,4 | 18:06'05.904 |

Tempo di gara 27'33.973

| 7 P. FERRI (1'46.565) | | | | | | | |
|-----------------------|---------------|---------------|---------------|---------------|-----------------|--------------|--------------|
| Giro | Seg.1 | Seg.2 | Seg.3 | Seg.4 | T. Giro | km/h | Local Time |
| 1 | | 37.502 | 32.631 | 19.361 | 1'59.501 | | 17:40'31.432 |
| 2 | 23.312 | 35.530 | 31.679 | 19.222 | 1'49.743 | 238,9 | 17:42'21.175 |
| 3 | 23.714 | 35.742 | 31.162 | 19.252 | 1'49.870 | 238,4 | 17:44'11.045 |
| 4 | 23.401 | 34.935 | 30.964 | 19.247 | 1'48.547 | 237,4 | 17:45'59.592 |
| 5 | 23.113 | 34.632 | 31.148 | 19.147 | 1'48.040 | 236,3 | 17:47'47.632 |
| 6 | 23.322 | 34.459 | 30.869 | 19.853 | 1'48.503 | 236,3 | 17:49'36.135 |
| 7 | 23.060 | 34.975 | 30.869 | 19.085 | 1'47.989 | 235,3 | 17:51'24.124 |
| 8 | 23.115 | 34.802 | 30.685 | 18.794 | 1'47.396 | 236,8 | 17:53'11.520 |
| 9 | 22.995 | 34.829 | 30.503 | 18.847 | 1'47.174 | 236,3 | 17:54'58.694 |
| 10 | 23.113 | 34.559 | 30.662 | 18.791 | 1'47.125 | 236,8 | 17:56'45.819 |
| 11 | 22.851 | 34.135 | 30.815 | 20.006 | 1'47.807 | 237,4 | 17:58'33.626 |
| 12 | 23.021 | 34.492 | 30.692 | 19.308 | 1'47.513 | 238,9 | 18:00'21.139 |
| 13 | 22.861 | 34.223 | 30.592 | 18.982 | 1'46.658 | 237,4 | 18:02'07.797 |
| 14 | 22.822 | 34.294 | 30.472 | 18.977 | 1'46.565 | 236,8 | 18:03'54.362 |
| 15 | 22.667 | 34.222 | 32.393 | 19.065 | 1'48.347 | 238,4 | 18:05'42.709 |

Tempo di gara 27'10.778

| 8 D. UBOLDI (1'45.950) | | | | | | | |
|------------------------|---------------|---------------|---------------|---------------|-----------------|--------------|--------------|
| Giro | Seg.1 | Seg.2 | Seg.3 | Seg.4 | T. Giro | km/h | Local Time |
| 1 | | 35.417 | 31.499 | 19.332 | 1'51.739 | | 17:40'23.670 |
| 2 | 23.603 | 35.242 | 31.252 | 18.980 | 1'49.077 | 240,5 | 17:42'12.747 |
| 3 | 23.151 | 34.548 | 31.893 | 19.084 | 1'48.676 | 238,9 | 17:44'01.423 |
| 4 | 23.067 | 34.435 | 31.177 | 18.994 | 1'47.673 | 238,9 | 17:45'49.096 |
| 5 | 22.979 | 34.338 | 31.087 | 18.871 | 1'47.275 | 238,9 | 17:47'36.371 |
| 6 | 23.059 | 34.450 | 30.874 | 18.869 | 1'47.252 | 238,9 | 17:49'23.623 |
| 7 | 22.998 | 34.112 | 30.633 | 18.804 | 1'46.547 | 238,4 | 17:51'10.170 |
| 8 | 22.973 | 34.265 | 30.827 | 18.812 | 1'46.877 | 240,0 | 17:52'57.047 |
| 9 | 23.038 | 34.139 | 30.772 | 19.090 | 1'47.039 | 240,0 | 17:54'44.086 |
| 10 | 22.780 | 33.911 | 30.570 | 18.689 | 1'45.950 | 240,0 | 17:56'30.036 |
| 11 | 22.867 | 34.087 | 30.563 | 18.849 | 1'46.366 | 241,1 | 17:58'16.402 |
| 12 | 22.807 | 34.162 | 30.404 | 18.775 | 1'46.148 | 241,1 | 18:00'02.550 |
| 13 | 22.855 | 33.897 | 30.534 | 18.753 | 1'46.039 | 240,5 | 18:01'48.589 |
| 14 | 22.989 | 33.877 | 30.459 | 18.713 | 1'46.038 | 241,1 | 18:03'34.627 |
| 15 | 22.715 | 34.380 | 31.554 | 19.449 | 1'48.098 | 243,2 | 18:05'22.725 |

Tempo di gara 26'50.794

| 9 V. KADARABAD (1'46.298) | | | | | | | |
|---------------------------|--------|--------|--------|--------|----------|--------------|--------------|
| Giro | Seg.1 | Seg.2 | Seg.3 | Seg.4 | T. Giro | km/h | Local Time |
| 1 | | 36.879 | 31.160 | 19.139 | 1'52.403 | | 17:40'24.334 |
| 2 | 23.300 | 35.810 | 31.232 | 19.013 | 1'49.355 | 242,2 | 17:42'13.689 |
| 3 | 23.709 | 34.841 | 30.943 | 19.000 | 1'48.493 | 240,5 | 17:44'02.182 |
| 4 | 22.859 | 34.973 | 30.733 | 18.927 | 1'47.492 | 247,1 | 17:45'49.674 |
| 5 | 23.045 | 35.717 | 30.568 | 18.828 | 1'48.158 | 240,5 | 17:47'37.832 |
| 6 | 22.739 | 34.625 | 30.591 | 19.256 | 1'47.211 | 244,3 | 17:49'25.043 |
| 7 | 23.094 | 34.550 | 30.498 | 19.028 | 1'47.170 | 240,5 | 17:51'12.213 |

| | | | | | | | |
|----|---------------|---------------|---------------|---------------|-----------------|-------|--------------|
| 8 | 22.622 | 34.612 | 30.431 | 18.866 | 1'46.531 | 243,8 | 17:52'58.744 |
| 9 | 22.690 | 34.348 | 30.525 | 19.004 | 1'46.567 | 242,7 | 17:54'45.311 |
| 10 | 23.136 | 34.104 | 30.395 | 18.785 | 1'46.420 | 244,3 | 17:56'31.731 |
| 11 | 22.567 | 34.481 | 30.384 | 18.866 | 1'46.298 | 245,5 | 17:58'18.029 |
| 12 | 23.072 | 41.558 | 38.846 | 43.748 | 2'27.224P | 244,9 | 18:00'45.253 |

Tempo di gara 22'13.322

| 11 J. MENCZER (1'46.109) | | | | | | | |
|--------------------------|---------------|---------------|---------------|---------------|-----------------|--------------|--------------|
| Giro | Seg.1 | Seg.2 | Seg.3 | Seg.4 | T. Giro | km/h | Local Time |
| 1 | | 36.512 | 31.590 | 19.300 | 1'54.097 | | 17:40'26.028 |
| 2 | 23.293 | 35.572 | 31.152 | 19.224 | 1'49.241 | 237,9 | 17:42'15.269 |
| 3 | 23.146 | 34.664 | 31.066 | 19.021 | 1'47.897 | 239,5 | 17:44'03.166 |
| 4 | 22.900 | 34.806 | 31.148 | 18.844 | 1'47.698 | 240,5 | 17:45'50.864 |
| 5 | 23.108 | 34.889 | 30.779 | 18.999 | 1'47.775 | 240,0 | 17:47'38.639 |
| 6 | 22.830 | 34.395 | 30.596 | 18.796 | 1'46.617 | 240,5 | 17:49'25.256 |
| 7 | 23.334 | 34.448 | 30.671 | 19.020 | 1'47.473 | 242,2 | 17:51'12.729 |
| 8 | 22.736 | 34.515 | 30.723 | 18.791 | 1'46.765 | 242,2 | 17:52'59.494 |
| 9 | 22.652 | 34.206 | 30.567 | 18.998 | 1'46.423 | 241,6 | 17:54'45.917 |
| 10 | 22.691 | 35.083 | 30.236 | 18.602 | 1'46.612 | 243,8 | 17:56'32.529 |
| 11 | 22.683 | 33.904 | 30.698 | 18.824 | 1'46.109 | 241,6 | 17:58'18.638 |
| 12 | 22.476 | 35.031 | 30.569 | 18.772 | 1'46.848 | 242,2 | 18:00'05.486 |
| 13 | 23.002 | 34.256 | 30.367 | 19.040 | 1'46.665 | 237,4 | 18:01'52.151 |
| 14 | 23.000 | 34.474 | 30.518 | 18.938 | 1'46.930 | 236,8 | 18:03'39.081 |
| 15 | 22.896 | 34.368 | 30.650 | 18.924 | 1'46.838 | 237,4 | 18:05'25.919 |

Tempo di gara 26'53.988

| 14 M. MAGLIOCCOLA (1'49.693) | | | | | | | |
|------------------------------|---------------|---------------|---------------|---------------|-----------------|--------------|--------------|
| Giro | Seg.1 | Seg.2 | Seg.3 | Seg.4 | T. Giro | km/h | Local Time |
| 1 | | 38.183 | 33.616 | 20.182 | 2'01.023 | | 17:40'32.954 |
| 2 | 24.261 | 37.041 | 32.730 | 20.177 | 1'54.209 | 238,9 | 17:42'27.163 |
| 3 | 24.009 | 37.132 | 32.472 | 19.701 | 1'53.314 | 234,3 | 17:44'20.477 |
| 4 | 24.244 | 36.644 | 32.069 | 19.738 | 1'52.695 | 234,8 | 17:46'13.172 |
| 5 | 24.069 | 36.690 | 31.870 | 19.393 | 1'52.022 | 234,8 | 17:48'05.194 |
| 6 | 23.804 | 36.617 | 32.256 | 19.636 | 1'52.313 | 232,8 | 17:49'57.507 |
| 7 | 23.925 | 36.889 | 31.893 | 19.516 | 1'52.223 | 233,3 | 17:51'49.730 |
| 8 | 23.987 | 36.418 | 31.830 | 19.414 | 1'51.649 | 234,8 | 17:53'41.379 |
| 9 | 23.775 | 35.922 | 31.596 | 19.431 | 1'50.724 | 234,3 | 17:55'32.103 |
| 10 | 23.825 | 35.956 | 32.051 | 19.386 | 1'51.218 | 235,3 | 17:57'23.321 |
| 11 | 24.056 | 35.868 | 31.454 | 19.292 | 1'50.670 | 234,8 | 17:59'13.991 |
| 12 | 23.950 | 36.325 | 31.416 | 19.438 | 1'51.129 | 235,8 | 18:01'05.120 |
| 13 | 23.678 | 35.756 | 31.510 | 19.357 | 1'50.301 | 234,8 | 18:02'55.421 |
| 14 | 23.557 | 35.331 | 31.416 | 19.389 | 1'49.693 | 235,8 | 18:04'45.114 |
| 15 | 25.319 | 37.446 | 33.415 | 20.487 | 1'56.667 | 211,4 | 18:06'41.781 |

Tempo di gara 28'09.850

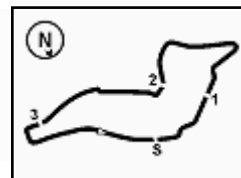
| 16 S. ROUSSEL (1'51.568) | | | | | | | |
|--------------------------|---------------|---------------|---------------|---------------|-----------------|--------------|--------------|
| Giro | Seg.1 | Seg.2 | Seg.3 | Seg.4 | T. Giro | km/h | Local Time |
| 1 | | 38.803 | 33.123 | 20.493 | 2'03.342 | | 17:40'35.273 |
| 2 | 24.918 | 38.227 | 33.195 | 20.351 | 1'56.691 | 240,5 | 17:42'31.964 |
| 3 | 24.274 | 37.768 | 32.408 | 20.071 | 1'54.521 | 236,8 | 17:44'26.485 |
| 4 | 25.179 | 37.694 | 32.554 | 20.096 | 1'55.523 | 237,9 | 17:46'22.008 |
| 5 | 24.236 | 37.611 | 32.683 | 20.670 | 1'55.200 | 237,4 | 17:48'17.208 |
| 6 | 24.480 | 36.898 | 32.129 | 20.055 | 1'53.562 | 236,8 | 17:50'10.770 |
| 7 | 24.121 | 36.961 | 31.931 | 19.908 | 1'52.921 | 236,8 | 17:52'03.691 |
| 8 | 24.065 | 36.528 | 32.050 | 19.855 | 1'52.498 | 237,9 | 17:53'56.189 |
| 9 | 23.979 | 36.483 | 32.016 | 19.904 | 1'52.382 | 236,8 | 17:55'48.571 |
| 10 | 23.863 | 36.017 | 31.781 | 19.907 | 1'51.568 | 237,4 | 17:57'40.139 |
| 11 | 23.922 | 36.479 | 32.141 | 19.943 | 1'52.485 | 237,9 | 17:59'32.624 |
| 12 | 24.148 | 36.233 | 31.902 | 20.656 | 1'52.939 | 235,3 | 18:01'25.563 |
| 13 | 24.270 | 36.476 | 32.164 | 20.042 | 1'52.952 | 235,3 | 18:03'18.515 |
| 14 | 24.274 | 36.251 | 32.089 | 19.808 | 1'52.422 | 236,3 | 18:05'10.937 |
| 15 | 23.965 | 36.659 | 32.255 | 20.435 | 1'53.314 | 236,3 | 18:07'04.251 |

Tempo di gara 28'32.320

| 19 A. YOONG (1'47.560) | | | | | | | |
|------------------------|-------|-------|-------|-------|---------|------|------------|
| Giro | Seg.1 | Seg.2 | Seg.3 | Seg.4 | T. Giro | km/h | Local Time |

22/04/2023

P = Box In/Out - C = Tempo Invaldato

**5.5**

ACI Racing Weekend Imola, 22-23 Aprile 2023

Campionato Italiano Sport Prototipi - Analisi Tempi Gara 1

Imola Circuit 4.909 m

Start at 17:38'31.931

2 / 3

| | | | | | | | |
|------------------------|---------------|---------------|---------------|---------------|-----------------|--------------|--------------|
| 1 | | 35.503 | 31.734 | 19.457 | 1'51.640 | | 17:40'23.571 |
| 2 | 23.650 | 35.630 | 31.265 | 19.412 | 1'49.957 | 240,0 | 17:42'13.528 |
| 3 | 23.589 | 34.384 | 31.078 | 19.152 | 1'48.203 | 243,2 | 17:44'01.731 |
| 4 | 22.889 | 34.686 | 31.102 | 18.883 | 1'47.560 | 239,5 | 17:45'49.291 |
| Tempo di gara 7'17.360 | | | | | | | |

| | | | | | | | |
|-------------------------|---------------|---------------|---------------|---------------|-----------------|--------------|--------------|
| 4 | 24.958 | 38.465 | 33.195 | 19.953 | 1'56.571 | 227,4 | 17:46'29.248 |
| 5 | 24.216 | 37.401 | 32.445 | 19.605 | 1'53.667 | 232,3 | 17:48'22.915 |
| 6 | 24.124 | 37.745 | 32.492 | 19.489 | 1'53.850 | 232,8 | 17:50'16.765 |
| 7 | 24.092 | 36.834 | 32.476 | 19.653 | 1'53.055 | 232,8 | 17:52'09.820 |
| 8 | 25.126 | 37.701 | 32.931 | 20.146 | 1'55.904 | 198,9 | 17:54'05.724 |
| 9 | 24.670 | 37.147 | 32.340 | 19.512 | 1'53.669 | 213,0 | 17:55'59.393 |
| 10 | 24.519 | 36.966 | 31.789 | 19.189 | 1'52.463 | 226,4 | 17:57'51.856 |
| 11 | 23.884 | 36.083 | 31.938 | 19.738 | 1'51.643 | 232,8 | 17:59'43.499 |
| 12 | 24.536 | 36.524 | 32.176 | 19.110 | 1'52.346 | 217,7 | 18:01'35.845 |
| 13 | 24.293 | 36.521 | 32.032 | 19.226 | 1'52.072 | 222,7 | 18:03'27.917 |
| 14 | 23.858 | 36.161 | 32.301 | 19.915 | 1'52.235 | 227,4 | 18:05'20.152 |
| 15 | 24.365 | 37.438 | 31.998 | 19.503 | 1'53.304 | 225,0 | 18:07'13.456 |
| Tempo di gara 28'41.525 | | | | | | | |

20 S. ATTIANESE (1'49.602)

| Giro | Seg.1 | Seg.2 | Seg.3 | Seg.4 | T. Giro | km/h | Local Time |
|-------------------------|---------------|---------------|---------------|---------------|-----------------|--------------|--------------|
| 1 | | 37.234 | 33.233 | 19.908 | 1'58.139 | | 17:40'30.070 |
| 2 | 23.467 | 36.477 | 33.317 | 19.458 | 1'52.719 | 237,9 | 17:42'22.789 |
| 3 | 23.503 | 35.860 | 32.241 | 19.302 | 1'50.906 | 235,8 | 17:44'13.695 |
| 4 | 23.180 | 35.412 | 31.975 | 19.272 | 1'49.839 | 235,8 | 17:46'03.534 |
| 5 | 23.218 | 36.109 | 32.170 | 19.142 | 1'50.639 | 235,3 | 17:47'54.173 |
| 6 | 23.224 | 35.730 | 31.890 | 19.081 | 1'49.925 | 234,8 | 17:49'44.098 |
| 7 | 23.249 | 35.209 | 31.950 | 19.194 | 1'49.602 | 232,3 | 17:51'33.700 |
| 8 | 23.276 | 35.426 | 31.877 | 19.068 | 1'49.647 | 235,3 | 17:53'23.347 |
| 9 | 23.199 | 35.327 | 32.328 | 19.262 | 1'50.116 | 234,3 | 17:55'13.463 |
| 10 | 23.409 | 36.264 | 32.144 | 19.145 | 1'50.962 | 233,8 | 17:57'04.425 |
| 11 | 23.546 | 35.570 | 32.201 | 19.244 | 1'50.561 | 232,3 | 17:58'54.986 |
| 12 | 23.479 | 35.746 | 32.461 | 19.381 | 1'51.067 | 232,3 | 18:00'46.053 |
| 13 | 23.428 | 35.299 | 32.072 | 19.601 | 1'50.400 | 230,8 | 18:02'36.453 |
| 14 | 23.634 | 35.475 | 32.355 | 19.830 | 1'51.294 | 230,3 | 18:04'27.747 |
| 15 | 23.529 | 36.337 | 33.599 | 20.748 | 1'54.213 | 231,8 | 18:06'21.960 |
| Tempo di gara 27'50.029 | | | | | | | |

25 D. MOLINARO (1'46.399)

| Giro | Seg.1 | Seg.2 | Seg.3 | Seg.4 | T. Giro | km/h | Local Time |
|-------------------------|---------------|---------------|---------------|---------------|-----------------|--------------|--------------|
| 1 | | 35.527 | 31.380 | 19.176 | 1'50.720 | | 17:40'22.651 |
| 2 | 23.198 | 34.846 | 31.021 | 18.953 | 1'48.018 | 237,4 | 17:42'10.669 |
| 3 | 22.932 | 34.656 | 30.976 | 18.860 | 1'47.424 | 238,4 | 17:43'58.093 |
| 4 | 22.899 | 34.780 | 31.072 | 19.025 | 1'47.776 | 239,5 | 17:45'45.869 |
| 5 | 22.928 | 34.643 | 30.913 | 19.010 | 1'47.494 | 238,4 | 17:47'33.363 |
| 6 | 22.869 | 34.581 | 30.544 | 18.790 | 1'46.784 | 238,9 | 17:49'20.147 |
| 7 | 22.822 | 34.488 | 30.637 | 18.953 | 1'46.900 | 237,9 | 17:51'07.047 |
| 8 | 22.767 | 34.432 | 30.693 | 18.791 | 1'46.683 | 238,4 | 17:52'53.730 |
| 9 | 22.856 | 34.490 | 31.282 | 18.848 | 1'47.476 | 238,9 | 17:54'41.206 |
| 10 | 22.808 | 34.535 | 30.666 | 18.927 | 1'46.936 | 237,9 | 17:56'28.142 |
| 11 | 22.806 | 34.371 | 30.493 | 18.821 | 1'46.491 | 237,4 | 17:58'14.633 |
| 12 | 22.721 | 34.433 | 30.390 | 18.855 | 1'46.399 | 237,9 | 18:00'01.032 |
| 13 | 22.873 | 34.201 | 30.578 | 18.820 | 1'46.472 | 236,3 | 18:01'47.504 |
| 14 | 22.778 | 34.100 | 30.702 | 18.971 | 1'46.551 | 236,8 | 18:03'34.055 |
| 15 | 22.858 | 34.446 | 31.852 | 19.395 | 1'48.551 | 237,4 | 18:05'22.606 |
| Tempo di gara 26'50.675 | | | | | | | |

21 M. FATTORINI (1'46.994)

| Giro | Seg.1 | Seg.2 | Seg.3 | Seg.4 | T. Giro | km/h | Local Time |
|-------------------------|---------------|---------------|---------------|---------------|-----------------|--------------|--------------|
| 1 | | 36.507 | 31.504 | 19.217 | 1'54.475 | | 17:40'26.406 |
| 2 | 23.054 | 35.809 | 31.321 | 19.201 | 1'49.385 | 240,5 | 17:42'15.791 |
| 3 | 23.199 | 35.324 | 31.445 | 18.994 | 1'48.962 | 241,1 | 17:44'04.753 |
| 4 | 22.959 | 34.800 | 31.211 | 18.918 | 1'47.888 | 237,9 | 17:45'52.641 |
| 5 | 22.981 | 35.101 | 31.337 | 19.607 | 1'49.026 | 237,4 | 17:47'41.667 |
| 6 | 22.908 | 34.478 | 30.813 | 18.795 | 1'46.994 | 239,5 | 17:49'28.661 |
| 7 | 22.950 | 34.561 | 31.313 | 18.944 | 1'47.768 | 237,4 | 17:51'16.429 |
| 8 | 23.154 | 34.754 | 31.223 | 19.027 | 1'48.158 | 237,9 | 17:53'04.587 |
| 9 | 23.070 | 35.079 | 31.280 | 19.133 | 1'48.562 | 236,8 | 17:54'53.149 |
| 10 | 23.086 | 34.839 | 31.331 | 19.096 | 1'48.352 | 236,3 | 17:56'41.501 |
| 11 | 23.406 | 35.542 | 31.176 | 18.986 | 1'49.110 | 237,9 | 17:58'30.611 |
| 12 | 23.082 | 34.497 | 31.226 | 18.888 | 1'47.693 | 236,3 | 18:00'18.304 |
| 13 | 23.286 | 34.315 | 30.970 | 19.015 | 1'47.586 | 235,3 | 18:02'05.890 |
| 14 | 23.176 | 34.401 | 31.132 | 18.871 | 1'47.580 | 234,8 | 18:03'53.470 |
| 15 | 22.908 | 34.194 | 45.570 | 20.007 | 2'02.679 | 235,3 | 18:05'56.149 |
| Tempo di gara 27'24.218 | | | | | | | |

43 L. HELLBERG (1'48.494)

| Giro | Seg.1 | Seg.2 | Seg.3 | Seg.4 | T. Giro | km/h | Local Time |
|-------------------------|---------------|---------------|---------------|---------------|-----------------|--------------|--------------|
| 1 | | 37.009 | 31.969 | 19.488 | 1'57.522 | | 17:40'29.453 |
| 2 | 23.357 | 35.664 | 31.828 | 20.681 | 1'51.530 | 234,3 | 17:42'20.983 |
| 3 | 23.908 | 36.616 | 31.606 | 19.322 | 1'51.452 | 230,3 | 17:44'12.435 |
| 4 | 23.644 | 35.048 | 31.394 | 19.106 | 1'49.192 | 236,3 | 17:46'01.627 |
| 5 | 23.800 | 35.279 | 31.463 | 19.110 | 1'49.652 | 235,8 | 17:47'51.279 |
| 6 | 23.401 | 35.009 | 31.456 | 19.135 | 1'49.001 | 233,3 | 17:49'40.280 |
| 7 | 23.545 | 35.449 | 31.482 | 19.188 | 1'49.664 | 230,8 | 17:51'29.944 |
| 8 | 23.646 | 34.746 | 31.063 | 19.039 | 1'48.494 | 232,8 | 17:53'18.438 |
| 9 | 23.549 | 35.743 | 31.219 | 19.319 | 1'49.830 | 231,8 | 17:55'08.268 |
| 10 | 23.602 | 52.236 | 44.874 | 58.182 | 2'58.894P | 229,3 | 17:58'07.162 |
| Tempo di gara 19'35.231 | | | | | | | |

22 S. PENNISI (1'51.991)

| Giro | Seg.1 | Seg.2 | Seg.3 | Seg.4 | T. Giro | km/h | Local Time |
|-------------------------|---------------|---------------|---------------|---------------|-----------------|--------------|--------------|
| 1 | | 40.510 | 34.615 | 20.703 | 2'07.744 | | 17:40'39.675 |
| 2 | 24.536 | 38.291 | 33.483 | 20.387 | 1'56.697 | 233,3 | 17:42'36.372 |
| 3 | 24.424 | 39.182 | 33.663 | 20.398 | 1'57.667 | 231,3 | 17:44'34.039 |
| 4 | 24.385 | 38.023 | 32.979 | 20.585 | 1'55.972 | 231,8 | 17:46'30.011 |
| 5 | 24.207 | 37.694 | 32.779 | 20.326 | 1'55.006 | 232,8 | 17:48'25.017 |
| 6 | 24.201 | 37.389 | 33.017 | 20.117 | 1'54.724 | 231,3 | 17:50'19.741 |
| 7 | 23.885 | 37.235 | 32.505 | 19.946 | 1'53.571 | 230,8 | 17:52'13.312 |
| 8 | 24.015 | 37.001 | 32.494 | 19.902 | 1'53.412 | 232,3 | 17:54'06.724 |
| 9 | 24.231 | 36.885 | 32.246 | 20.015 | 1'53.377 | 232,3 | 17:56'00.101 |
| 10 | 24.270 | 37.747 | 32.089 | 19.710 | 1'53.816 | 232,3 | 17:57'53.917 |
| 11 | 23.981 | 36.607 | 31.887 | 19.572 | 1'52.047 | 230,3 | 17:59'45.964 |
| 12 | 23.886 | 36.381 | 31.989 | 19.735 | 1'51.991 | 231,3 | 18:01'37.955 |
| 13 | 24.040 | 36.630 | 32.046 | 19.860 | 1'52.576 | 231,3 | 18:03'30.531 |
| 14 | 23.889 | 36.694 | 33.982 | 20.380 | 1'54.945 | 231,3 | 18:05'25.476 |
| Tempo di gara 26'53.545 | | | | | | | |

48 E. HELLBERG (1'45.955)

| Giro | Seg.1 | Seg.2 | Seg.3 | Seg.4 | T. Giro | km/h | Local Time |
|-------------------------|---------------|---------------|---------------|---------------|-----------------|--------------|--------------|
| 1 | | 35.706 | 31.112 | 19.185 | 1'52.154 | | 17:40'24.085 |
| 2 | 23.454 | 35.695 | 31.226 | 19.108 | 1'49.483 | 243,8 | 17:42'13.568 |
| 3 | 27.535 | 35.284 | 30.607 | 18.850 | 1'52.276 | 239,5 | 17:44'05.844 |
| 4 | 22.826 | 34.498 | 30.904 | 19.048 | 1'47.276 | 241,6 | 17:45'53.120 |
| 5 | 22.811 | 35.165 | 31.034 | 18.889 | 1'47.899 | 243,2 | 17:47'41.019 |
| 6 | 22.956 | 33.897 | 30.314 | 18.792 | 1'45.959 | 238,4 | 17:49'26.978 |
| 7 | 22.757 | 34.055 | 30.555 | 18.858 | 1'46.225 | 238,4 | 17:51'13.203 |
| 8 | 22.770 | 34.518 | 30.475 | 18.976 | 1'46.739 | 243,2 | 17:52'59.942 |
| 9 | 22.839 | 34.084 | 30.495 | 18.818 | 1'46.236 | 243,2 | 17:54'46.178 |
| 10 | 23.433 | 34.811 | 30.864 | 18.717 | 1'47.825 | 247,1 | 17:56'34.003 |
| 11 | 22.790 | 33.998 | 30.283 | 18.884 | 1'45.955 | 240,5 | 17:58'19.958 |
| 12 | 22.568 | 34.375 | 30.404 | 18.848 | 1'46.195 | 241,1 | 18:00'06.153 |
| Tempo di gara 21'34.222 | | | | | | | |

24 D. MILOKANOVIC (1'51.643)

| Giro | Seg.1 | Seg.2 | Seg.3 | Seg.4 | T. Giro | km/h | Local Time |
|------|--------|--------|--------|--------|----------|-------|--------------|
| 1 | | 39.449 | 34.068 | 20.233 | 2'05.214 | | 17:40'37.145 |
| 2 | 24.917 | 39.392 | 33.625 | 20.020 | 1'57.954 | 229,8 | 17:42'35.099 |
| 3 | 25.407 | 38.922 | 33.537 | 19.712 | 1'57.578 | 220,9 | 17:44'32.677 |

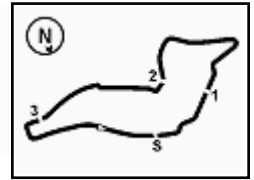
99 G. MAZZA (1'52.899)

| Giro | Seg.1 | Seg.2 | Seg.3 | Seg.4 | T. Giro | km/h | Local Time |
|------|--------|--------|--------|--------|----------|--------------|--------------|
| 1 | | 43.600 | 34.656 | 20.480 | 2'06.935 | | 17:40'38.866 |
| 2 | 49.728 | 39.324 | 35.191 | 20.724 | 2'24.967 | 235,8 | 17:43'03.833 |

22/04/2023 P = Box In/Out - C = Tempo Invalidato



Powered by FICr PERUGIA TIMING



ACI Racing Weekend Imola, 22-23 Aprile 2023

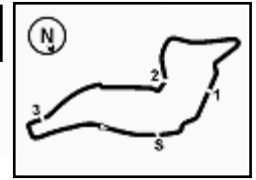
Campionato Italiano Sport Prototipi - Analisi Tempi Gara 1

Start at 17:38'31.931

| | | | | | | | |
|----|---------------|---------------|---------------|---------------|-----------------|-------|--------------|
| 3 | 24.686 | 38.289 | 34.477 | 20.878 | 1'58.330 | 228,8 | 17:45'02.163 |
| 4 | 24.755 | 37.910 | 34.486 | 20.628 | 1'57.779 | 228,8 | 17:46'59.942 |
| 5 | 24.952 | 38.043 | 33.902 | 20.338 | 1'57.235 | 229,3 | 17:48'57.177 |
| 6 | 24.122 | 37.189 | 33.466 | 20.642 | 1'55.419 | 228,3 | 17:50'52.596 |
| 7 | 24.592 | 37.844 | 33.587 | 20.409 | 1'56.432 | 228,8 | 17:52'49.028 |
| 8 | 24.397 | 37.135 | 33.588 | 20.148 | 1'55.268 | 228,3 | 17:54'44.296 |
| 9 | 24.511 | 38.452 | 33.308 | 20.071 | 1'56.342 | 234,3 | 17:56'40.638 |
| 10 | 23.972 | 37.109 | 33.436 | 20.407 | 1'54.924 | 230,8 | 17:58'35.562 |
| 11 | 24.118 | 36.325 | 32.649 | 19.807 | 1'52.899 | 232,3 | 18:00'28.461 |
| 12 | 24.107 | 37.594 | 33.202 | 20.322 | 1'55.225 | 230,3 | 18:02'23.686 |
| 13 | 23.894 | 36.888 | 33.777 | 20.602 | 1'55.161 | 229,8 | 18:04'18.847 |
| 14 | 23.727 | 36.852 | 33.208 | 20.096 | 1'53.883 | 229,8 | 18:06'12.730 |

Tempo di gara 27'40.799

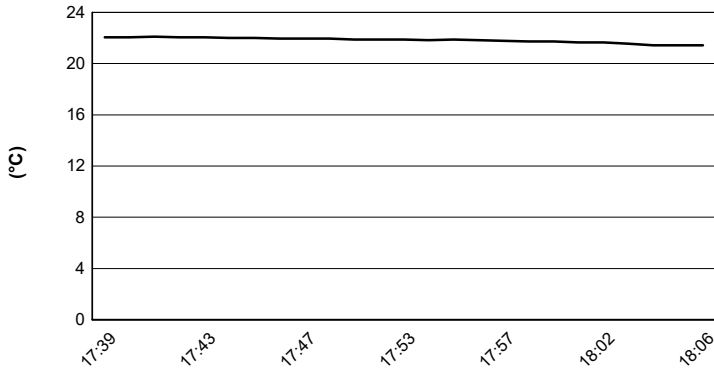




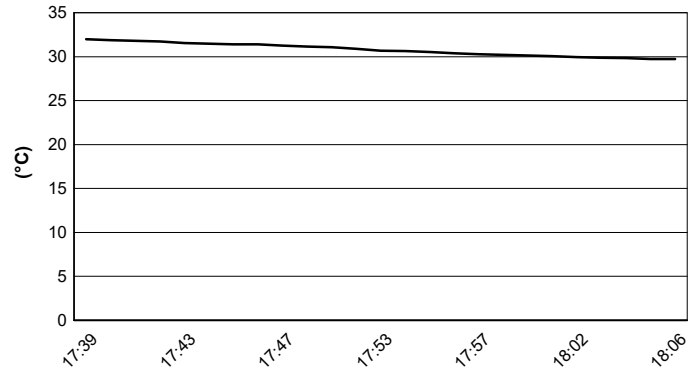
Imola Circuit 4.909 m

ACI Racing Weekend Imola, 22-23 Aprile 2023
Campionato Italiano Sport Prototipi - Meteo Gara 1
 Session started 17:39 - Session ended 18:07


Air Temperature



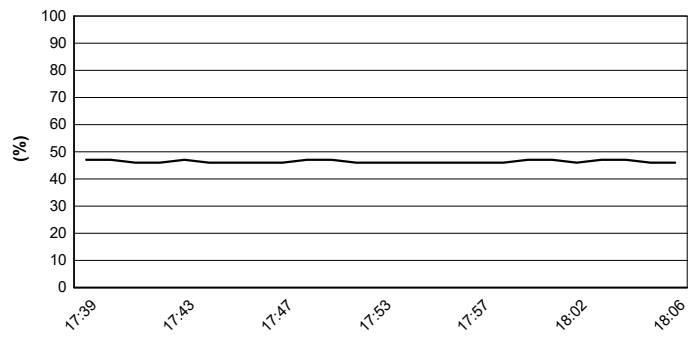
Track Temperature



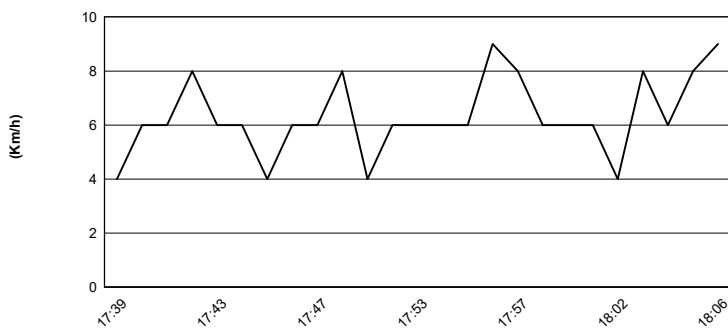
Air Pressure



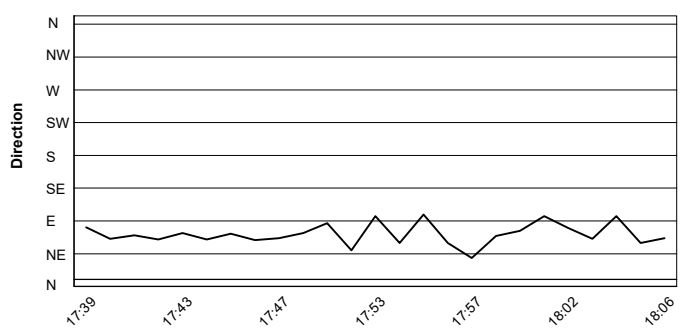
Humidity



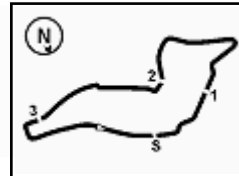
Wind Speed



Wind Direction



22/04/2023


ACI Racing Weekend Imola, 22-23 Aprile 2023
Campionato Italiano Sport Prototipi - Griglia Gara 1 (Durata: 25' +1 Giro)

| | | | | | | | |
|----|--------------------|------|----------|----|--------------------|------|---|
| 24 | MILOKANOVIC D. | Wolf | 1'58.899 | 43 | HELLBERG L. | Wolf | 9 |
| 16 | ROUSSEL S. | Wolf | 1'53.707 | 22 | PENNISI S. | Wolf | 8 |
| | BHK Motorsport | | | | 1'53.741 | | |
| 14 | MAGLIOCCOLA M. | Wolf | 1'51.561 | 99 | MAZZA G. | Wolf | 7 |
| | | | | | Emotion Motorsport | | |
| | | | | | 1'53.079 | | |
| 3 | DEODATI M. | Wolf | 1'49.497 | 20 | ATTIANESE S. | Wolf | 6 |
| | Emotion Motorsport | | | | 1'49.883 | | |
| 7 | FERRI P. | Wolf | 1'47.759 | 11 | MENCZER J. | Wolf | 5 |
| | Emotion Motorsport | | | | 1'48.094 | | |
| 48 | HELLBERG E. | Wolf | 1'47.265 | 21 | FATTORINI M. | Wolf | 4 |
| | | | | | 1'47.595 | | |
| 9 | KADARABAD V. | Wolf | 1'46.828 | 8 | UBOLDI D. | Wolf | 3 |
| | BHK Motorsport | | | | 1'47.072 | | |
| 25 | MOLINARO D. | Wolf | 1'45.648 | 19 | YOONG A. | Wolf | 2 |
| | | | | | 1'46.717 | | |
| | | | | 35 | ROCCADELLI M. | Wolf | 1 |
| | | | | | BHK Motorsport | | |
| | | | | | 1'45.349 | | |

