

Imola Circuit 4.909 m

ACI Racing Weekend Imola, 22-23 Aprile 2023

Italian F4 Championship - Results Race 1 Groups B-C

Laps 16 = 78,544 km - Avg 167,607 km/h - Race Time 28'07.034

No.	Driver	Nat	Entrant	Team	Car	Class	Laps	Time	Gap	Rel.	Fastest Lap
1	37 SZTUKA Kacper	POL	US Racing	US Racing	Tatuus F4-T421		16	28'07.034		10	1'44.815
2	15 BADOER Brando	ITA	Van Amersfoort Racing	Van Amersfoort Racing	Tatuus F4-T421		16	28'07.675	0.641	0.641	10 1'44.521
3	47 LACORTE Nicola	ITA	Prema Racing	Prema Racing	Tatuus F4-T421	R	16	28'15.348	8.314	7.673	11 1'44.832
4	31 BOHRA Akshay	SGP	US Racing	US Racing	Tatuus F4-T421	R	16	28'18.299	11.265	2.951	6 1'45.372
5	9 SPINA Alfio	ITA	BVM Racing	BVM Racing	Tatuus F4-T421		16	28'19.604	12.570	1.305	9 1'45.275
6	20 DAVID Zachary	MLT	US Racing	US Racing	Tatuus F4-T421	R	16	28'20.147	13.113	0.543	7 1'45.020
7	14 AL DHAHERI Rashid	UAE	Prema Racing	Prema Racing	Tatuus F4-T421	R	16	28'20.303	13.269	0.156	7 1'45.944
8	48 EGOZI James	USA	PHM Racing	PHM Racing	Tatuus F4-T421	R	16	28'22.516	15.482	2.213	6 1'45.458
9	8 TAPONEN Tuukka	FIN	Prema Racing	Prema Racing	Tatuus F4-T421	R	16	28'24.205	17.171	1.689	8 1'45.256
10P	22 DELIGNY Enzo	FRA	AKM Motorsport	AKM Motorsport	Tatuus F4-T421	R	16	28'32.881	25.847	8.676	10 1'45.204
11	29 ELKIN Ariel	ISR	Jenzer Motorsport	Jenzer Motorsport	Tatuus F4-T421	R	16	28'35.190	28.156	2.309	10 1'45.963
12	26 KIM Hwarang	KOR	Jenzer Motorsport	Jenzer Motorsport	Tatuus F4-T421		16	28'35.606	28.572	0.416	9 1'45.944
13	76 NARAC Raphael	FRA	R-ace GP	R-ace GP	Tatuus F4-T421		16	28'38.461	31.427	2.855	8 1'45.543
14	88 PEEBLES Griffin Forrest	AUS	AKM Motorsport	AKM Motorsport	Tatuus F4-T421	R	16	28'41.533	34.499	3.072	7 1'46.169
15	61 WIEBELHAUS Finn	DEU	AS Motorsport	AS Motorsport	Tatuus F4-T421	R	16	28'50.495	43.461	8.962	16 1'46.325
16	11 AKHMEDKHODJAEV Ismoilkhuja	UZB	Van Amersfoort Racing	Van Amersfoort Racing	Tatuus F4-T421		16	28'51.338	44.304	0.843	15 1'46.424
17	62 QUONDAMCARLO Manuel	ITA	AS Motorsport	AS Motorsport	Tatuus F4-T421	R	16	29'06.855	59.821	15.517	8 1'45.900
18	66 LIU Ruiqi	CHN	US Racing	US Racing	Tatuus F4-T421	R	16	29'27.189	1'20.155	20.334	13 1'45.895
19P	21 HAUSMANN Tina	CHE	AKM Motorsport	AKM Motorsport	Tatuus F4-T421	R	16	30'01.535	1'54.501	34.346	4 1'47.011
20	27 ISCHER Ethan	CHE	Jenzer Motorsport	Jenzer Motorsport	Tatuus F4-T421		15	28'16.552	1 Lap	1 Lap	14 1'46.023
21	16 NOBELS Aurelia Corine	BEL	Prema Racing	Prema Racing	Tatuus F4-T421		15	28'28.626	1 Lap	12.074	11 1'45.570
22	78 BLOKHINA Viktoria		PHM Racing	PHM Racing	Tatuus F4-T421		15	28'40.781	1 Lap	12.155	11 1'45.807
23	13 WHARTON James	AUS	Prema Racing	Prema Racing	Tatuus F4-T421		13	23'00.599	3 Laps	2 Laps	7 1'44.885
24	85 DE PALO Matteo	ITA	R-ace GP	R-ace GP	Tatuus F4-T421	R	13	23'01.107	3 Laps	0.508	11 1'45.187

Starting: 24 Classified: 24 Not Classified: 0 Retired: 0 Not Started: 0
 Fastest Lap N. 10 No. 15 Brando Badoer Time 1'44.521 Avg. 169,080 Km/h

Humidity:	59%	AIR	20°C
Condition:	DRY	Track	30°C

Penalty and Infringement

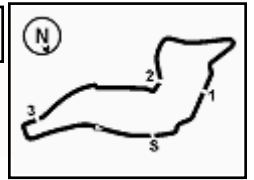
15.23 **22 E. DELIGNY** Time Penalty 10 sec for Stewards decision n.8
 15.24 **21 T. HAUSMANN** Time Penalty 10 sec for Stewards decision n. 9

Clerk of the Course : Massimiliano Ghinassi

Race Director : Alessandro Ferrari

22/04/2023 Start 12:14 End 12:43





ACI Racing Weekend Imola, 22-23 Aprile 2023

Italian F4 Championship - Results by Class Race 1 Groups B-C

Rookie

Laps 16 = 78,544 km - Avg 166,785 km/h - Race Time 28'15.348

No.	Driver	Nat	Entrant	Team	Car	Laps	Time	Gap	Rel.	Fastest Lap
1	47 LACORTE Nicola	ITA	Prema Racing	Prema Racing	Tatuus F4-T421	16	28'15.348		11	1'44.832
2	31 BOHRA Akshay	SGP	US Racing	US Racing	Tatuus F4-T421	16	28'18.299	2.951	2.951	6 1'45.372
3	20 DAVID Zachary	MLT	US Racing	US Racing	Tatuus F4-T421	16	28'20.147	4.799	1.848	7 1'45.020
4	14 AL DHAHERI Rashid	UAE	Prema Racing	Prema Racing	Tatuus F4-T421	16	28'20.303	4.955	0.156	7 1'44.944
5	48 EGOZI James	USA	PHM Racing	PHM Racing	Tatuus F4-T421	16	28'22.516	7.168	2.213	6 1'45.458
6	8 TAPONEN Tuukka	FIN	Prema Racing	Prema Racing	Tatuus F4-T421	16	28'24.205	8.857	1.689	8 1'45.256
7P	22 DELIGNY Enzo	FRA	AKM Motorsport	AKM Motorsport	Tatuus F4-T421	16	28'32.881	17.533	8.676	10 1'45.204
8	29 ELKIN Ariel	ISR	Jenzer Motorsport	Jenzer Motorsport	Tatuus F4-T421	16	28'35.190	19.842	2.309	10 1'45.963
9	88 PEEBLES Griffin Forrest	AUS	AKM Motorsport	AKM Motorsport	Tatuus F4-T421	16	28'41.533	26.185	6.343	7 1'46.169
10	61 WIEBELHAUS Finn	DEU	AS Motorsport	AS Motorsport	Tatuus F4-T421	16	28'50.495	35.147	8.962	16 1'46.325
11	62 QUONDAMCARLO Manuel	ITA	AS Motorsport	AS Motorsport	Tatuus F4-T421	16	29'06.855	51.507	16.360	8 1'45.900
12	66 LIU Ruiqi	CHN	US Racing	US Racing	Tatuus F4-T421	16	29'27.189	1'11.841	20.334	13 1'45.895
13P	21 HAUSMANN Tina	CHE	AKM Motorsport	AKM Motorsport	Tatuus F4-T421	16	30'01.535	1'46.187	34.346	4 1'47.011
14	85 DE PALO Matteo	ITA	R-ace GP	R-ace GP	Tatuus F4-T421	13	23'01.107	3 Laps	3 Laps	11 1'45.187

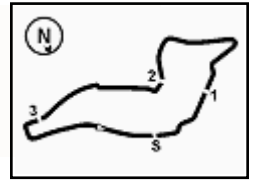
Starting: 14 Classified: 14 Not Classified: 0 Retired: 0 Not Started: 0
 Fastest Lap N. 11 No. 47 Nicola Lacorte Time 1'44.832 Avg. 168,578 Km/h

Humidity:	59%	AIR	20°C
Condition:	DRY	Track	30°C

Clerk of the Course : Massimiliano Ghinassi

Race Director : Alessandro Ferrari

	Start	End
22/04/2023	12:14	12:43



Imola Circuit 4.909 m

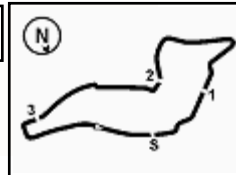
ACI Racing Weekend Imola, 22-23 Aprile 2023

Italian F4 Championship - Lap Chart Race 1 Groups B-C

	Lap															
	1	2	3	4	5	6	7	8	9	10	11	12	13	14	15	16
1	37	37	37	37	37	37	37	37	37	37	37	37	37	37	37	37
2	31	31	31	31	31	31	15	15	15	15	15	15	15	15	15	15
3	47	47	15	15	15	15	47	47	47	47	47	47	47	47	47	47
4	15	15	47	47	47	47	31	31	31	31	31	31	31	31	31	31
5	85	85	85	85	85	85	13	13	13	13	13	13	13	9	9	9
6	20	20	20	20	20	13	85	85	85	85	85	85	85	20	20	20
7	13	13	13	13	13	20	20	9	9	9	9	9	9	14	14	14
8	9	9	9	9	9	9	9	20	20	20	20	20	20	48	48	48
9	14	48	48	48	14	14	14	14	14	14	14	14	14	22	22	22
10	48	14	14	14	48	48	48	48	48	48	48	48	48	8	8	8
11	8	8	8	22	22	22	22	22	22	22	22	22	22	29	29	29
12	66	66	66	66	8	8	8	8	8	8	8	8	8	26	26	26
13	16	22	22	8	29	29	29	29	29	29	29	29	29	76	76	76
14	26	26	26	26	26	26	26	26	26	26	26	26	26	88	88	88
15	22	29	29	29	76	76	76	76	76	76	76	76	76	61	61	61
16	29	16	16	16	88	88	88	88	88	88	88	88	88	11	11	11
17	21	21	21	21	11	11	11	11	11	11	11	11	11	61	61	61
18	88	88	88	76	61	61	61	11	61	61	11	11	11	66	66	66
19	11	76	76	88	62	62	62	62	62	62	62	62	62	21	21	21
20	76	11	27	11	66	66	66	66	66	66	66	66	66	27	27	27
21	27	27	11	27	16	21	21	21	21	21	21	21	21	16	16	16
22	62	62	62	62	21	27	27	27	27	27	27	27	27	78	78	78
23	61	61	61	78	27	16	16	16	16	16	16	16	16			
24	78	78	78	61	78	78	78	78	78	78	78	78	78			

Final Result			
1	37	SZTUKA K.	Laps 16
2	15	BADOER B.	0.641
3	47	LACORTE N.	8.314
4	31	BOHRA A.	11.265
5	9	SPINA A.	12.570
6	20	DAVID Z.	13.113
7	14	AL DHAHERI R.	13.269
8	48	EGOZI J.	15.482
9	22	DELIGNY E.	15.847
10	8	TAPONEN T.	17.171
11	29	ELKIN A.	28.156
12	26	KIM H.	28.572
13	76	NARAC R.	31.427
14	88	PEEBLES G.	34.499
15	61	WIEBELHAUS F.	43.461
16	11	AKHMEDKHODJAEV	44.304
17	62	QUONDAMCARLO M	59.821
18	66	LIU R.	1'20.155
19	21	HAUSMANN T.	1'44.501
20	27	ISCHER E.	1 Lap
21	16	NOBELS A.	1 Lap
22	78	BLOKHINA V.	1 Lap
23	13	WHARTON J.	3 Laps
24	85	DE PALO M.	3 Laps





ACI Racing Weekend Imola, 22-23 Aprile 2023

Italian F4 Championship - Best Sectors & Speed Race 1 Groups B-C

RESULTS

			Laps
1	37 SZTUKA Kacper	Tatuus F4-T421	16
2	15 BADOER Brando	Tatuus F4-T421	0.641
3	47 LACORTE Nicola	Tatuus F4-T421	8.314
4	31 BOHRA Akshay	Tatuus F4-T421	11.265
5	9 SPINA Alfio	Tatuus F4-T421	12.570
6	20 DAVID Zachary	Tatuus F4-T421	13.113
7	14 AL DHAHERI Rashid	Tatuus F4-T421	13.269
8	48 EGOZI James	Tatuus F4-T421	15.482
9	22 DELIGNY Enzo	Tatuus F4-T421	15.847
10	8 TAPONEN Tuukka	Tatuus F4-T421	17.171
11	29 ELKIN Ariel	Tatuus F4-T421	28.156
12	26 KIM Hwarang	Tatuus F4-T421	28.572
13	76 NARAC Raphael	Tatuus F4-T421	31.427
14	88 PEEBLES Griffin Forrest	Tatuus F4-T421	34.499
15	61 WIEBELHAUS Finn	Tatuus F4-T421	43.461
16	11 AKHMEDKHODJAEV Ismoilkh	Tatuus F4-T421	44.304
17	62 QUONDAMCARLO Manuel	Tatuus F4-T421	59.821
18	66 LIU Ruiqi	Tatuus F4-T421	1'20.155
19	21 HAUSMANN Tina	Tatuus F4-T421	1'44.501
20	27 ISCHER Ethan	Tatuus F4-T421	1 Lap
21	16 NOBELS Aurelia Corine	Tatuus F4-T421	1 Lap
22	78 BLOKHINA Viktoria	Tatuus F4-T421	1 Lap
23	13 WHARTON James	Tatuus F4-T421	3 Laps
24	85 DE PALO Matteo	Tatuus F4-T421	3 Laps

SPEED

1	22 DELIGNY Enzo	Tatuus F4-T421	248,3
2	13 WHARTON James	Tatuus F4-T421	248,3
3	48 EGOZI James	Tatuus F4-T421	247,7
4	29 ELKIN Ariel	Tatuus F4-T421	247,7
5	8 TAPONEN Tuukka	Tatuus F4-T421	247,7
6	62 QUONDAMCARLO Manuel	Tatuus F4-T421	247,7
7	20 DAVID Zachary	Tatuus F4-T421	247,1
8	14 AL DHAHERI Rashid	Tatuus F4-T421	247,1
9	15 BADOER Brando	Tatuus F4-T421	246,6
10	16 NOBELS Aurelia Corine	Tatuus F4-T421	246,6
11	78 BLOKHINA Viktoria	Tatuus F4-T421	246,6
12	85 DE PALO Matteo	Tatuus F4-T421	246,0
13	9 SPINA Alfio	Tatuus F4-T421	246,0
14	88 PEEBLES Griffin Forrest	Tatuus F4-T421	245,5
15	76 NARAC Raphael	Tatuus F4-T421	245,5
16	21 HAUSMANN Tina	Tatuus F4-T421	245,5
17	26 KIM Hwarang	Tatuus F4-T421	245,5
18	61 WIEBELHAUS Finn	Tatuus F4-T421	244,9
19	11 AKHMEDKHODJAEV Ismoilkh	Tatuus F4-T421	244,3
20	47 LACORTE Nicola	Tatuus F4-T421	243,8
21	31 BOHRA Akshay	Tatuus F4-T421	243,8
22	66 LIU Ruiqi	Tatuus F4-T421	242,7
23	27 ISCHER Ethan	Tatuus F4-T421	242,7
24	37 SZTUKA Kacper	Tatuus F4-T421	240,0

SEG. 1

1	13 WHARTON James	22.342
2	15 BADOER Brando	22.344
3	20 DAVID Zachary	22.399
4	8 TAPONEN Tuukka	22.405
5	85 DE PALO Matteo	22.416
6	14 AL DHAHERI Rashid	22.417
7	22 DELIGNY Enzo	22.423
8	9 SPINA Alfio	22.438
9	47 LACORTE Nicola	22.449
10	31 BOHRA Akshay	22.454
11	37 SZTUKA Kacper	22.467
12	48 EGOZI James	22.474
13	26 KIM Hwarang	22.481
14	76 NARAC Raphael	22.496
15	16 NOBELS Aurelia Corine	22.521
16	29 ELKIN Ariel	22.580
17	78 BLOKHINA Viktoria	22.581
18	88 PEEBLES Griffin Forrest	22.591
19	27 ISCHER Ethan	22.626
20	62 QUONDAMCARLO Man	22.638
21	66 LIU Ruiqi	22.692
22	61 WIEBELHAUS Finn	22.731
23	11 AKHMEDKHODJAEV Is	22.743
24	21 HAUSMANN Tina	22.811

SEG. 2

1	47 LACORTE Nicola	33.663
2	15 BADOER Brando	33.678
3	37 SZTUKA Kacper	33.715
4	85 DE PALO Matteo	33.756
5	22 DELIGNY Enzo	33.775
6	20 DAVID Zachary	33.783
7	14 AL DHAHERI Rashid	33.786
8	13 WHARTON James	33.824
9	16 NOBELS Aurelia Corine	33.878
10	31 BOHRA Akshay	33.889
11	9 SPINA Alfio	33.894
12	8 TAPONEN Tuukka	33.923
13	27 ISCHER Ethan	33.968
14	76 NARAC Raphael	33.980
15	66 LIU Ruiqi	34.040
16	48 EGOZI James	34.065
17	26 KIM Hwarang	34.124
18	62 QUONDAMCARLO Man	34.175
19	78 BLOKHINA Viktoria	34.207
20	29 ELKIN Ariel	34.235
21	11 AKHMEDKHODJAEV Is	34.270
22	61 WIEBELHAUS Finn	34.277
23	88 PEEBLES Griffin Forrest	34.374
24	21 HAUSMANN Tina	34.489

SEG. 3

1	15 BADOER Brando	29.667
2	48 EGOZI James	29.829
3	13 WHARTON James	29.837
4	47 LACORTE Nicola	29.838
5	14 AL DHAHERI Rashid	29.846
6	37 SZTUKA Kacper	29.868
7	85 DE PALO Matteo	29.911
8	20 DAVID Zachary	29.917
9	9 SPINA Alfio	29.954
10	31 BOHRA Akshay	29.967
11	22 DELIGNY Enzo	29.978
12	8 TAPONEN Tuukka	29.987
13	76 NARAC Raphael	30.017
14	62 QUONDAMCARLO Man	30.103
15	16 NOBELS Aurelia Corine	30.119
16	27 ISCHER Ethan	30.126
17	66 LIU Ruiqi	30.130
18	26 KIM Hwarang	30.149
19	78 BLOKHINA Viktoria	30.161
20	29 ELKIN Ariel	30.181
21	61 WIEBELHAUS Finn	30.286
22	88 PEEBLES Griffin Forrest	30.292
23	11 AKHMEDKHODJAEV Is	30.318
24	21 HAUSMANN Tina	30.489

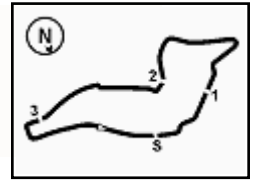
SEG. 4

1	13 WHARTON James	18.646
2	47 LACORTE Nicola	18.647
3	15 BADOER Brando	18.677
4	37 SZTUKA Kacper	18.681
5	14 AL DHAHERI Rashid	18.694
6	85 DE PALO Matteo	18.717
7	8 TAPONEN Tuukka	18.723
8	22 DELIGNY Enzo	18.723
9	76 NARAC Raphael	18.733
10	20 DAVID Zachary	18.766
11	9 SPINA Alfio	18.775
12	31 BOHRA Akshay	18.777
13	16 NOBELS Aurelia Corine	18.780
14	29 ELKIN Ariel	18.786
15	78 BLOKHINA Viktoria	18.817
16	88 PEEBLES Griffin Forrest	18.819
17	62 QUONDAMCARLO Man	18.834
18	66 LIU Ruiqi	18.851
19	26 KIM Hwarang	18.860
20	48 EGOZI James	18.880
21	27 ISCHER Ethan	18.903
22	61 WIEBELHAUS Finn	18.922
23	11 AKHMEDKHODJAEV Is	18.933
24	21 HAUSMANN Tina	19.006





5.5



ACI Racing Weekend Imola, 22-23 Aprile 2023

Italian F4 Championship - Chronological Analysis Race 1 Groups B-C

Imola Circuit 4.909 m

Start at 12:13'46.351

1 / 4

8 T. TAPONEN (1'45.256)						
Lap	Seg.1	Seg.2	Seg.3	Seg.4	Lap Time	Local Time
1		36.234	31.102	19.065	1'53.846	12:15'40.197
2	22.943	35.425	30.373	18.804	1'47.545	245,5 12:17'27.742
3	22.446	34.228	30.174	19.043	1'45.891	242,2 12:19'13.633
4	22.723	34.969	32.622	20.190	1'50.504	247,7 12:21'04.137
5	22.508	34.133	30.194	18.723	1'45.558	241,1 12:22'49.695
6	22.439	34.018	30.238	18.728	1'45.423	242,7 12:24'35.118
7	22.424	33.968	30.368	18.799	1'45.559	243,2 12:26'20.677
8	22.418	34.079	30.034	18.725	1'45.256	241,6 12:28'05.933
9	22.540	33.989	29.987	18.743	1'45.259	241,1 12:29'51.192
10	22.405	33.923	30.077	18.862	1'45.267	242,7 12:31'36.459
11	22.451	34.033	30.041	18.820	1'45.345	242,2 12:33'21.804
12	22.452	34.036	30.095	18.815	1'45.398	239,5 12:35'07.202
13	22.452	34.032	31.075	18.899	1'46.458	243,2 12:36'53.660
14	22.479	34.124	30.044	18.829	1'45.476	240,0 12:38'39.136
15	22.563	34.362	30.015	18.804	1'45.744	239,5 12:40'24.880
16	22.507	34.311	30.061	18.797	1'45.676	240,5 12:42'10.556
Race Time 28'24.205						

5	22.440	34.244	30.087	19.084	1'45.855	246,6 12:22'42.813
6	22.596	33.835	29.948	18.719	1'45.098	241,6 12:24'27.911
7	22.421	33.824	29.890	18.750	1'44.885	242,2 12:26'12.796
8	22.342	33.918	30.066	18.839	1'45.165	243,2 12:27'57.961
9	22.394	34.269	29.837	18.933	1'45.433	247,1 12:29'43.394
10	22.568	35.400	30.116	18.732	1'46.816	248,3 12:31'30.210
11	22.448	33.987	30.056	18.846	1'45.337	246,0 12:33'15.547
12	22.861	34.359	29.993	18.767	1'45.980	242,7 12:35'01.527
13	22.705	33.997	29.972	18.749	1'45.423	247,1 12:36'46.950
Race Time 23'00.599						

9 A. SPINA (1'45.275)						
Lap	Seg.1	Seg.2	Seg.3	Seg.4	Lap Time	Local Time
1		36.076	30.899	19.386	1'53.212	12:15'39.563
2	22.630	34.791	30.592	18.914	1'46.927	246,0 12:17'26.490
3	22.694	34.210	30.445	19.088	1'46.437	241,6 12:19'12.927
4	22.755	33.894	30.046	18.803	1'45.498	237,4 12:20'58.425
5	22.587	33.954	30.155	18.818	1'45.514	241,1 12:22'43.939
6	22.475	34.117	30.047	18.802	1'45.441	241,6 12:24'29.380
7	22.498	34.061	29.979	18.789	1'45.327	242,7 12:26'14.707
8	22.482	34.004	30.037	18.794	1'45.317	241,6 12:28'00.024
9	22.533	33.919	30.048	18.775	1'45.275	241,6 12:29'45.299
10	22.518	34.069	30.206	18.997	1'45.790	241,6 12:31'31.089
11	22.469	34.129	29.956	18.828	1'45.382	245,5 12:33'16.471
12	22.564	34.506	30.024	18.821	1'45.915	241,6 12:35'02.386
13	22.510	34.144	29.954	18.779	1'45.387	245,5 12:36'47.773
14	22.438	35.973	30.087	18.846	1'47.344	244,9 12:38'35.117
15	22.553	33.998	30.007	18.789	1'45.347	238,9 12:40'20.464
16	22.591	34.073	30.014	18.813	1'45.491	240,0 12:42'05.955
Race Time 28'19.604						

14 R. AL DHAHERI (1'44.944)						
Lap	Seg.1	Seg.2	Seg.3	Seg.4	Lap Time	Local Time
1		36.151	30.962	19.354	1'53.480	12:15'39.831
2	23.238	34.983	30.276	18.717	1'47.214	244,3 12:17'27.045
3	22.663	34.353	30.146	19.074	1'46.236	244,9 12:19'13.281
4	22.906	34.902	30.044	18.763	1'46.615	244,9 12:20'59.896
5	22.463	33.990	29.912	18.756	1'45.121	241,1 12:22'45.017
6	22.429	33.836	30.034	18.791	1'45.090	241,6 12:24'30.107
7	22.535	33.786	29.929	18.694	1'44.944	243,8 12:26'15.051
8	22.473	34.018	30.252	19.039	1'45.782	246,0 12:28'00.833
9	22.490	34.194	29.846	18.765	1'45.295	243,2 12:29'46.128
10	22.417	34.186	30.149	18.919	1'45.671	247,1 12:31'31.799
11	22.526	34.115	30.089	18.831	1'45.561	244,9 12:33'17.360
12	22.459	34.472	30.035	18.888	1'45.854	243,2 12:35'03.214
13	22.442	34.090	30.133	18.800	1'45.465	243,2 12:36'48.679
14	22.624	35.606	30.137	18.839	1'47.206	244,3 12:38'35.885
15	22.520	34.107	29.984	18.776	1'45.387	242,7 12:40'21.272
16	22.592	34.082	30.006	18.702	1'45.382	241,6 12:42'06.654
Race Time 28'20.303						

11 I. AKHMEKHODJAEV (1'46.424)						
Lap	Seg.1	Seg.2	Seg.3	Seg.4	Lap Time	Local Time
1		35.777	31.932	19.548	1'57.256	12:15'43.607
2	23.025	35.134	31.795	19.221	1'49.175	244,3 12:17'32.782
3	23.172	34.833	30.733	19.119	1'47.857	238,4 12:19'20.639
4	22.759	34.885	30.962	19.398	1'48.004	243,2 12:21'08.643
5	23.566	36.902	31.742	19.367	1'51.577	239,5 12:23'00.220
6	22.879	34.605	30.551	19.027	1'47.062	238,9 12:24'47.282
7	22.770	34.513	30.806	19.046	1'47.135	238,9 12:26'34.417
8	23.250	35.446	30.686	19.079	1'48.461	237,4 12:28'22.878
9	22.815	34.343	30.629	18.990	1'46.777	240,0 12:30'09.655
10	22.743	34.488	30.498	18.988	1'46.717	241,1 12:31'56.372
11	22.928	34.778	31.543	19.206	1'48.455	238,4 12:33'44.827
12	22.871	34.350	30.591	18.986	1'46.798	239,5 12:35'31.625
13	22.823	34.364	30.393	18.994	1'46.574	240,5 12:37'18.199
14	22.775	34.270	30.438	19.067	1'46.550	241,1 12:39'04.749
15	22.827	34.322	30.342	18.933	1'46.424	239,5 12:40'51.173
16	22.832	34.287	30.318	19.079	1'46.516	241,1 12:42'37.689
Race Time 28'51.338						

15 B. BADOER (1'44.521)						
Lap	Seg.1	Seg.2	Seg.3	Seg.4	Lap Time	Local Time
1		35.534	30.590	18.940	1'51.524	12:15'37.875
2	22.581	33.960	29.927	18.818	1'45.286	241,1 12:17'23.161
3	22.473	34.335	29.946	18.874	1'45.628	243,8 12:19'08.789
4	22.418	33.786	30.181	18.875	1'45.260	243,8 12:20'54.049
5	22.695	34.210	30.150	18.738	1'45.793	246,0 12:22'39.842
6	22.443	33.949	30.105	18.757	1'45.254	246,6 12:24'25.096
7	22.703	34.558	29.779	18.713	1'45.753	242,7 12:26'10.849
8	22.364	33.736	29.793	18.685	1'44.578	242,2 12:27'55.427
9	22.344	33.842	30.001	18.680	1'44.867	241,6 12:29'40.294
10	22.357	33.678	29.809	18.677	1'44.521	243,2 12:31'24.815
11	22.355	33.722	29.892	18.821	1'44.790	242,7 12:33'09.605
12	22.460	33.895	29.772	18.724	1'44.851	240,5 12:34'54.456
13	22.400	33.790	29.708	18.732	1'44.630	241,6 12:36'39.086
14	22.412	33.836	29.877	18.715	1'44.840	242,7 12:38'23.926
15	22.431	34.121	29.667	18.820	1'45.039	243,8 12:40'08.965
16	22.365	34.093	29.845	18.758	1'45.061	243,8 12:41'54.026
Race Time 28'07.675						

13 J. WHARTON (1'44.885)						
Lap	Seg.1	Seg.2	Seg.3	Seg.4	Lap Time	Local Time
1		35.887	30.850	19.380	1'53.006	12:15'39.357
2	22.663	34.838	30.413	18.745	1'46.659	245,5 12:17'26.016
3	22.872	34.177	29.924	18.665	1'45.638	244,9 12:19'11.654
4	22.617	34.047	29.994	18.646	1'45.304	246,0 12:20'56.958

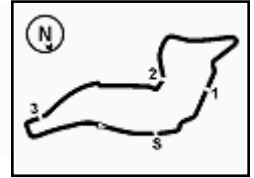
16 A. NOBELS (1'45.570)						
Lap	Seg.1	Seg.2	Seg.3	Seg.4	Lap Time	Local Time
1		35.934	31.338	19.192	1'54.786	12:15'41.137
2	23.659	35.323	30.382	19.553	1'48.917	242,2 12:17'30.054
3	23.078	34.381	30.307	18.956	1'46.722	240,0 12:19'16.776
4	22.521	34.413	30.655	20.286	1'47.875	246,6 12:21'04.651
5	23.829	42.750	38.339	42.512	2'27.430P	241,1 12:23'32.081
6	1'20.518	39.793	30.687	18.931	2'49.929P	139,7 12:26'22.010
7	22.720	34.107	30.321	18.822	1'45.970	244,3 12:28'07.980
8	22.792	34.115	30.198	18.849	1'45.954	242,2 12:29'53.934
9	22.638	33.984	30.179	18.824	1'45.625	242,7 12:31'39.559
10	22.669	34.007	30.209	18.878	1'45.763	241,1 12:33'25.322
11	22.630	34.041	30.119	18.780	1'45.570	240,0 12:35'10.892
12	22.600	34.091	30.444	18.856	1'45.991	241,6 12:36'56.883
13	22.648	33.878	30.231	18.942	1'45.699	241,6 12:38'42.582

22/04/2023

P = Pits In/Out - C = Lap Time Cancelled



Powered by FICr PERUGIA TIMING



ACI Racing Weekend Imola, 22-23 Aprile 2023

Italian F4 Championship - Chronological Analysis Race 1 Groups B-C

Imola Circuit 4.909 m

Start at 12:13'46.351

2 / 4

14	22.692	34.491	30.202	18.952	1'46.337	240,5	12:40'28.919	2	23.374	34.658	30.380	19.884	1'48.296	240,0	12:17'29.534
15	22.723	34.097	30.390	18.848	1'46.058	240,0	12:42'14.977	3	22.966	34.228	30.218	18.860	1'46.272	244,9	12:19'15.806
Race Time 28'28.626															

20 Z. DAVID (1'45.020)

Lap	Seg.1	Seg.2	Seg.3	Seg.4	Lap Time	km/h	Local Time
1		35.651	31.041	19.376	1'52.777		12:15'39.128
2	22.715	34.854	30.167	18.888	1'46.624	246,0	12:17'25.752
3	22.928	33.932	29.943	18.792	1'45.595	238,9	12:19'11.347
4	22.643	33.783	30.027	18.833	1'45.286	239,5	12:20'56.633
5	22.608	34.155	30.209	19.161	1'46.133	240,0	12:22'42.766
6	22.920	34.007	30.060	18.766	1'45.753	240,5	12:24'28.519
7	22.452	33.866	29.924	18.778	1'45.020	244,3	12:26'13.539
8	22.399	34.064	31.621	18.865	1'46.949	246,0	12:28'00.488
9	22.437	33.936	30.027	18.859	1'45.259	246,0	12:29'45.747
10	22.425	34.049	30.329	18.929	1'45.732	247,1	12:31'31.479
11	22.463	34.247	30.004	18.831	1'45.545	247,1	12:33'17.024
12	22.631	34.244	30.039	18.857	1'45.771	243,2	12:35'02.795
13	22.498	34.155	30.002	18.857	1'45.512	246,0	12:36'48.307
14	22.526	35.888	29.977	18.902	1'47.293	244,9	12:38'35.600
15	22.512	33.991	29.982	18.828	1'45.313	244,3	12:40'20.913
16	22.520	34.070	29.917	19.078	1'45.585	244,3	12:42'06.498
Race Time 28'20.147							

21 T. HAUSMANN (1'47.011)

Lap	Seg.1	Seg.2	Seg.3	Seg.4	Lap Time	km/h	Local Time
1		35.633	32.114	19.248	1'56.451		12:15'42.802
2	23.283	34.796	31.417	19.648	1'48.659	243,2	12:17'31.461
3	23.296	34.801	30.588	19.006	1'47.691	242,2	12:19'19.152
4	22.974	34.489	30.489	19.059	1'47.011	240,5	12:21'06.163
5	22.811	39.882	31.987	55.622	2'30.302P	245,5	12:23'36.465
6	38.764	35.058	30.658	19.181	2'03.661P	169,5	12:25'40.126
7	23.073	34.666	30.862	19.149	1'47.750	236,3	12:27'27.876
8	23.159	34.512	30.757	19.146	1'47.574	237,4	12:29'15.450
9	22.969	34.898	30.564	19.023	1'47.454	239,5	12:31'02.904
10	23.123	34.509	30.564	19.203	1'47.399	238,9	12:32'50.303
11	23.024	34.910	30.589	19.029	1'47.552	236,8	12:34'37.855
12	22.916	34.952	30.503	19.054	1'47.425	237,9	12:36'25.280
13	23.017	35.199	30.537	19.199	1'47.952	238,4	12:38'13.232
14	23.360	35.649	30.657	19.174	1'48.840	236,3	12:40'02.072
15	23.130	35.031	30.632	19.198	1'47.991	237,4	12:41'50.063
16	23.060	35.018	30.682	19.063	1'47.823	236,8	12:43'37.886
Race Time 29'51.535							

22 E. DELIGNY (1'45.204)

Lap	Seg.1	Seg.2	Seg.3	Seg.4	Lap Time	km/h	Local Time
1		35.722	31.697	18.994	1'55.238		12:15'41.589
2	23.084	34.856	30.582	19.088	1'47.610	247,1	12:17'29.199
3	22.643	34.228	30.341	18.791	1'46.003	242,7	12:19'15.202
4	22.580	34.425	31.591	19.117	1'47.713	246,0	12:21'02.915
5	22.569	33.974	30.156	18.758	1'45.457	239,5	12:22'48.372
6	22.532	34.019	30.112	18.746	1'45.409	240,0	12:24'33.781
7	22.599	33.981	30.289	18.739	1'45.608	241,6	12:26'19.389
8	22.624	33.775	30.121	18.723	1'45.243	242,2	12:28'04.632
9	22.560	33.888	30.111	18.757	1'45.316	244,9	12:29'49.948
10	22.423	33.956	30.065	18.760	1'45.204	244,9	12:31'35.152
11	22.512	33.946	30.081	18.728	1'45.267	241,6	12:33'20.419
12	22.609	33.982	29.978	18.736	1'45.305	241,6	12:35'05.724
13	22.504	34.123	30.198	18.960	1'45.785	244,3	12:36'51.509
14	22.821	34.491	30.142	18.752	1'46.206	245,5	12:38'37.715
15	22.619	34.206	30.199	18.724	1'45.748	248,3	12:40'23.463
16	22.562	34.173	30.195	18.839	1'45.769	242,7	12:42'09.232
Race Time 28'22.881							

26 H. KIM (1'45.944)

Lap	Seg.1	Seg.2	Seg.3	Seg.4	Lap Time	km/h	Local Time
1		35.719	31.580	18.937	1'54.887		12:15'41.238

22/04/2023

P = Pits In/Out - C = Lap Time Cancelled

27 E. ISCHER (1'46.023)

Lap	Seg.1	Seg.2	Seg.3	Seg.4	Lap Time	km/h	Local Time
1		35.631	33.457	19.185	1'58.646		12:15'44.997
2	22.760	34.879	31.240	19.008	1'47.887	238,9	12:17'32.884
3	22.684	34.647	30.874	19.049	1'47.254	242,2	12:19'20.138
4	22.680	35.243	31.082	19.708	1'48.713	242,7	12:21'08.851
5	23.423	38.174	39.068	1'09.341	2'50.006P	240,0	12:23'58.857
6	38.208	34.952	30.721	18.903	2'02.784P	171,2	12:26'01.641
7	22.793	34.244	30.463	18.922	1'46.422	234,3	12:27'48.063
8	22.647	34.137	30.431	18.940	1'46.155	234,8	12:29'34.218
9	22.985	34.001	30.343	18.923	1'46.252	236,3	12:31'20.470
10	22.762	36.347	30.413	19.924	1'49.446	234,3	12:33'09.916
11	22.950	34.249	31.715	18.950	1'47.864	234,8	12:34'57.780
12	22.626	34.158	31.282	18.912	1'46.978	235,8	12:36'44.758
13	22.718	34.179	30.126	19.025	1'46.048	240,0	12:38'30.806
14	22.791	34.088	30.204	18.940	1'46.023	238,4	12:40'16.829
15	22.691	33.968	30.276	19.139	1'46.074	235,3	12:42'02.903
Race Time 28'16.552							

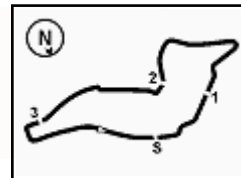
29 A. ELKIN (1'45.963)

Lap	Seg.1	Seg.2	Seg.3	Seg.4	Lap Time	km/h	Local Time
1		35.556	31.826	19.106	1'55.652		12:15'42.003
2	22.990	35.369	30.232	19.320	1'47.911	247,7	12:17'29.914
3	22.842	34.342	30.448	18.786	1'46.418	241,6	12:19'16.332
4	22.580	34.409	30.856	20.409	1'48.254	247,7	12:21'04.586
5	23.457	34.549	30.362	18.825	1'47.193	238,4	12:22'51.779
6	22.633	34.370	30.346	18.836	1'46.185	243,2	12:24'37.964
7	22.709	34.265	30.334	18.881	1'46.189	241,6	12:26'24.153
8	22.690	34.277	30.289	18.840	1'46.096	243,2	12:28'10.249
9	22.584	34.264	30.233	18.887	1'45.968	242,7	12:29'56.217
10	22.585	34.295	30.181	18.902	1'45.963	243,2	12:31'42.180
11	22.601	34.532	30.664	19.197	1'46.994	240,5	12:33'29.174
12	23.070	34.423	30.194	18.956	1'46.643	238,9	12:35'15.817
13	22.668	34.235	30.286	18.871	1'46.060	241,6	12:37'01.877
14	22.821	34.372	30.369	18.967	1'46.529	241,1	12:38'48.406
15	22.839	34.436	30.274	18.960	1'46.509	241,6	12:40'34.915
16	22.797	34.354	30.478	18.997	1'46.626	240,0	12:42'21.541
Race Time 28'35.190							

31 A. BOHRA (1'45.372)

Lap	Seg.1	Seg.2	Seg.3	Seg.4	Lap Time	km/h	Local Time
1		34.532	30.462	18.982	1'49.701		12:15'36.052
2	23.069	34.054	30.269	18.913	1'46.305	236,3	12:17'22.357
3	22.849	33.992	30.104	18.918	1'45.863	237,9	12:19'08.220
4	22.538	34.005	30.150	18.804	1'45.497	237,9	12:20'53.717
5	22.905	34.055	30.001	18.801	1'45.762	238,4	12:22'39.479
6	22.618	33.889	30.031	18.834	1'45.372	238,9	12:24'24.851
7	22.908	35.654	30.064	18.807	1'47.433	238,9	12:26'12.284
8	22.454	33.993	30.049	18.893	1'45.389	243,8	12:27'57.673





ACI Racing Weekend Imola, 22-23 Aprile 2023

Italian F4 Championship - Chronological Analysis Race 1 Groups B-C

Imola Circuit 4.909 m

Start at 12:13'46.351

3 / 4

9	22.563	33.970	30.072	18.860	1'45.465	242,7	12:29'43.138	15	22.602	34.418	29.829	18.958	1'45.807	239,5	12:40'23.037
10	22.763	35.089	30.045	18.809	1'46.706	242,7	12:31'29.844	16	22.594	34.270	29.990	18.976	1'45.830	238,4	12:42'08.867
11	22.531	33.907	30.135	18.855	1'45.428	240,0	12:33'15.272								Race Time 28'22.516
12	23.041	34.143	29.975	18.777	1'45.936	236,8	12:35'01.208								
13	22.689	33.939	29.991	18.871	1'45.490	238,9	12:36'46.698								
14	22.948	34.665	30.031	18.878	1'46.522	238,9	12:38'33.220								
15	22.632	34.394	29.967	18.858	1'45.851	240,0	12:40'19.071								
16	22.648	34.106	29.990	18.835	1'45.579	238,4	12:42'04.650								

Race Time 28'18.299

61 F. WIEBELHAUS (1'46.325)

Lap	Seg.1	Seg.2	Seg.3	Seg.4	Lap Time	km/h	Local Time
1		36.619	32.379	20.000	1'59.786		12:15'46.137
2	23.584	34.822	30.713	19.034	1'48.153	241,6	12:17'34.290
3	22.827	34.653	30.569	19.291	1'47.340	244,3	12:19'21.630
4	23.334	34.614	30.717	19.102	1'47.767	236,3	12:21'09.397
5	23.271	37.850	30.879	19.683	1'51.683	237,9	12:23'01.080
6	22.968	34.297	30.431	18.994	1'46.690	239,5	12:24'47.770
7	22.839	34.410	30.621	18.945	1'46.815	242,2	12:26'34.585
8	23.080	34.668	30.336	19.012	1'47.096	244,9	12:28'21.681
9	22.801	34.277	32.930	19.062	1'49.070	242,7	12:30'10.751
10	22.731	34.277	30.418	18.982	1'46.408	241,6	12:31'57.159
11	22.785	34.322	30.835	18.946	1'46.888	242,2	12:33'44.047
12	22.890	34.297	30.286	18.922	1'46.395	238,4	12:35'30.442
13	22.881	34.288	30.344	18.933	1'46.446	238,4	12:37'16.888
14	22.875	34.422	30.383	18.974	1'46.654	238,4	12:39'03.542
15	22.912	34.762	30.340	18.965	1'46.979	238,9	12:40'50.521
16	22.786	34.297	30.318	18.924	1'46.325	238,9	12:42'36.846

Race Time 28'50.495

62 M. QUONDAMCARLO (1'45.900)

Lap	Seg.1	Seg.2	Seg.3	Seg.4	Lap Time	km/h	Local Time
1		36.374	32.704	19.995	1'59.747		12:15'46.098
2	23.446	34.712	30.549	19.082	1'47.789	237,4	12:17'33.887
3	22.774	34.936	30.634	19.270	1'47.614	242,7	12:19'21.501
4	23.006	34.509	30.703	19.342	1'47.560	241,1	12:21'09.061
5	23.347	1'01.606	30.944	19.138	2'15.035	247,7	12:23'24.096
6	23.057	34.378	30.363	18.976	1'46.774	237,4	12:25'10.870
7	22.848	34.293	30.367	18.877	1'46.385	238,9	12:26'57.255
8	22.788	34.175	30.103	18.834	1'45.900	234,8	12:28'43.155
9	22.715	34.246	30.221	18.875	1'46.057	237,4	12:30'29.212
10	22.738	34.268	30.178	18.942	1'46.126	237,9	12:32'15.338
11	22.747	34.199	30.202	19.101	1'46.249	235,3	12:34'01.587
12	22.746	34.325	30.189	18.882	1'46.142	234,8	12:35'47.729
13	22.638	34.221	30.271	18.924	1'46.054	235,8	12:37'33.783
14	22.739	34.412	30.277	19.389	1'46.817	237,4	12:39'20.600
15	22.824	34.314	30.502	18.936	1'46.576	236,3	12:41'07.176
16	22.649	34.338	30.134	18.909	1'46.030	236,3	12:42'53.206

Race Time 29'06.855

66 R. LIU (1'45.895)

Lap	Seg.1	Seg.2	Seg.3	Seg.4	Lap Time	km/h	Local Time
1		36.251	31.212	19.237	1'54.451		12:15'40.802
2	22.910	35.295	30.402	19.110	1'47.717	242,7	12:17'28.519
3	22.792	34.328	30.315	18.893	1'46.328	242,2	12:19'14.847
4	22.717	34.381	31.877	20.187	1'49.162	242,2	12:21'04.009
5	23.954	36.548	32.268	51.424	2'24.194P	233,8	12:23'28.203
6	38.059	34.210	30.473	18.912	2'01.654P	172,8	12:25'29.857
7	22.819	34.040	30.529	18.903	1'46.291	237,9	12:27'16.148
8	22.882	34.195	30.296	19.016	1'46.389	237,9	12:29'02.537
9	22.858	34.082	30.342	18.962	1'46.244	237,9	12:30'48.781
10	22.835	34.044	30.376	18.915	1'46.170	237,4	12:32'34.951
11	23.008	34.255	30.278	18.987	1'46.528	237,4	12:34'21.479
12	22.885	34.107	30.270	18.851	1'46.113	235,3	12:36'07.592
13	22.808	34.102	30.130	18.855	1'45.895	237,4	12:37'53.487
14	22.692	34.388	30.432	18.932	1'46.444	236,8	12:39'39.931
15	22.883	34.344	30.485	18.909	1'46.621	236,8	12:41'26.552
16	22.986	34.421	30.613	18.968	1'46.988	235,8	12:43'13.540

Race Time 29'27.189

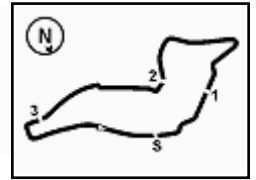
76 R. NARAC (1'45.543)

Lap	Seg.1	Seg.2	Seg.3	Seg.4	Lap Time	km/h	Local Time
1		36.119	31.823	19.024	1'58.096		12:15'44.447

22/04/2023

P = Pits In/Out - C = Lap Time Cancelled




ACI Racing Weekend Imola, 22-23 Aprile 2023
Italian F4 Championship - Chronological Analysis Race 1 Groups B-C

Imola Circuit 4.909 m

Start at 12:13'46.351

4 / 4

2	22.801	34.653	31.467	18.875	1'47.796	241,6	12:17'32.243	12	22.765	34.451	30.339	18.862	1'46.417	241,6	12:35'20.577
3	22.657	34.908	30.952	19.016	1'47.533	243,2	12:19'19.776	13	22.651	34.580	30.334	18.910	1'46.475	242,7	12:37'07.052
4	22.651	34.920	30.444	18.906	1'46.921	245,5	12:21'06.697	14	22.770	34.640	30.561	18.971	1'46.942	242,2	12:38'53.994
5	22.700	35.254	31.587	18.821	1'48.362	244,3	12:22'55.059	15	22.768	34.460	31.149	19.005	1'47.382	241,6	12:40'41.376
6	22.618	34.052	30.357	18.855	1'45.882	238,4	12:24'40.941	16	22.657	34.607	30.292	18.952	1'46.508	245,5	12:42'27.884
7	22.722	34.173	30.421	18.797	1'46.113	240,0	12:26'27.054								Race Time 28'41.533
8	22.587	33.980	30.151	18.825	1'45.543	238,9	12:28'12.597								
9	22.770	34.092	30.017	18.733	1'45.612	240,5	12:29'58.209								
10	22.496	34.184	33.036	18.915	1'48.631	243,8	12:31'46.840								
11	22.767	34.173	30.407	18.850	1'46.197	238,4	12:33'33.037								
12	23.003	34.189	30.421	18.941	1'46.554	236,3	12:35'19.591								
13	22.956	34.156	30.457	19.024	1'46.593	235,8	12:37'06.184								
14	22.778	34.099	30.461	18.955	1'46.293	236,3	12:38'52.477								
15	22.734	34.411	30.168	18.878	1'46.191	235,8	12:40'38.668								
16	22.790	34.276	30.316	18.762	1'46.144	238,4	12:42'24.812								
							Race Time 28'38.461								

78 V. BLOKHINA (1'45.807)

Lap	Seg.1	Seg.2	Seg.3	Seg.4	Lap Time	km/h	Local Time
1		36.037	31.713	21.807	1'59.943		12:15'46.294
2	23.540	35.136	30.629	19.196	1'48.501	238,9	12:17'34.795
3	22.774	34.619	30.533	19.011	1'46.937	243,2	12:19'21.732
4	23.086	34.599	30.675	19.279	1'47.639	242,7	12:21'09.371
5	23.201	1'17.888	32.157	1'00.656	3'13.902P	246,6	12:24'23.273
6	41.420	36.215	30.742	18.955	2'07.332P	135,0	12:26'30.605
7	22.766	34.444	30.447	18.979	1'46.636	238,4	12:28'17.241
8	22.750	34.393	30.448	18.926	1'46.517	237,9	12:30'03.758
9	22.688	34.281	30.253	18.897	1'46.119	238,4	12:31'49.877
10	22.631	34.395	30.287	18.898	1'46.211	237,9	12:33'36.088
11	22.622	34.207	30.161	18.817	1'45.807	236,8	12:35'21.895
12	22.581	34.324	30.210	18.962	1'46.077	237,9	12:37'07.972
13	22.678	34.385	30.310	18.938	1'46.311	239,5	12:38'54.283
14	22.804	34.542	30.450	18.934	1'46.730	243,2	12:40'41.013
15	22.718	34.235	30.289	18.877	1'46.119	237,4	12:42'27.132
							Race Time 28'40.781

85 M. DE PALO (1'45.187)

Lap	Seg.1	Seg.2	Seg.3	Seg.4	Lap Time	km/h	Local Time
1		35.659	31.215	19.091	1'52.523		12:15'38.874
2	22.909	34.017	30.176	18.867	1'45.969	238,4	12:17'24.843
3	22.658	33.756	30.137	18.770	1'45.321	236,8	12:19'10.164
4	22.683	33.835	30.056	18.811	1'45.385	240,5	12:20'55.549
5	22.515	33.829	30.046	18.856	1'45.246	239,5	12:22'40.795
6	22.447	33.939	30.708	18.778	1'45.872	241,6	12:24'26.667
7	22.522	34.540	30.371	19.013	1'46.446	240,0	12:26'13.113
8	22.489	33.967	30.064	18.717	1'45.237	246,0	12:27'58.350
9	22.416	34.267	30.045	18.760	1'45.488	243,8	12:29'43.838
10	22.451	35.241	30.369	18.838	1'46.899	243,8	12:31'30.737
11	22.511	33.882	30.011	18.783	1'45.187	240,5	12:33'15.924
12	22.611	34.632	30.023	18.770	1'46.036	242,7	12:35'01.960
13	22.463	34.279	29.911	18.845	1'45.498	241,6	12:36'47.458
							Race Time 23'01.107

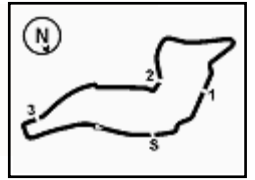
88 G. PEBLES (1'46.169)

Lap	Seg.1	Seg.2	Seg.3	Seg.4	Lap Time	km/h	Local Time
1		35.544	32.004	19.379	1'56.788		12:15'43.139
2	23.086	35.017	31.200	19.111	1'48.414	243,8	12:17'31.553
3	23.108	34.623	30.942	19.265	1'47.938	242,7	12:19'19.491
4	22.803	35.359	30.548	19.052	1'47.762	245,5	12:21'07.253
5	22.738	35.373	31.145	19.080	1'48.336	245,5	12:22'55.589
6	22.780	34.411	30.428	18.826	1'46.445	244,3	12:24'42.034
7	22.591	34.374	30.385	18.819	1'46.169	242,2	12:26'28.203
8	22.610	34.474	30.403	19.032	1'46.519	240,5	12:28'14.722
9	22.781	34.408	30.390	18.904	1'46.483	242,2	12:30'01.205
10	22.674	34.428	30.473	18.910	1'46.485	241,1	12:31'47.690
11	22.656	34.482	30.481	18.851	1'46.470	241,1	12:33'34.160

22/04/2023

P = Pits In/Out - C = Lap Time Cancelled

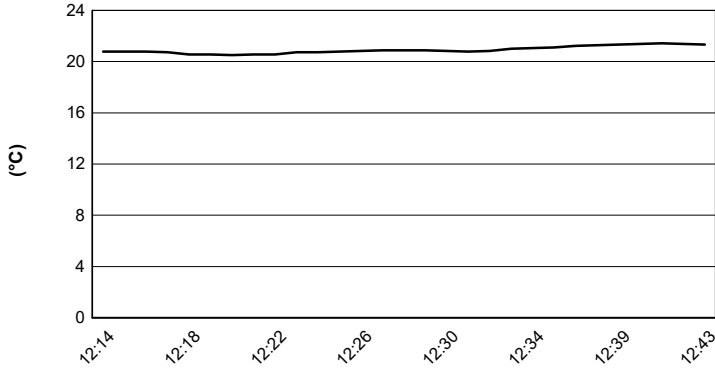




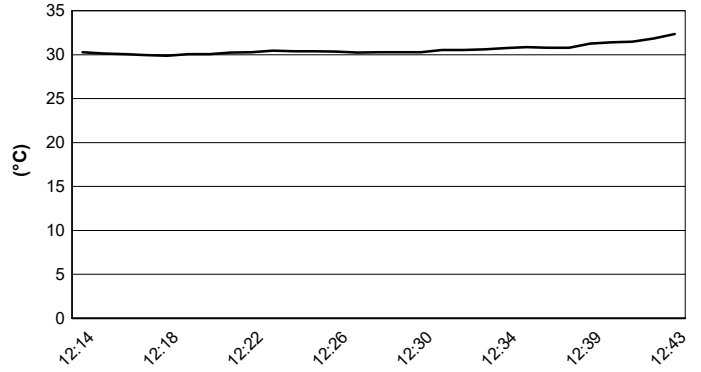
Imola Circuit 4.909 m

ACI Racing Weekend Imola, 22-23 Aprile 2023
Italian F4 Championship - Weather Report Race 1 Groups B-C
 Session started 12:14 - Session ended 12:43

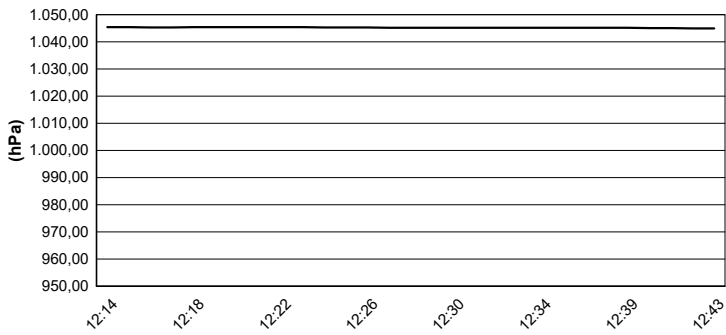
Air Temperature



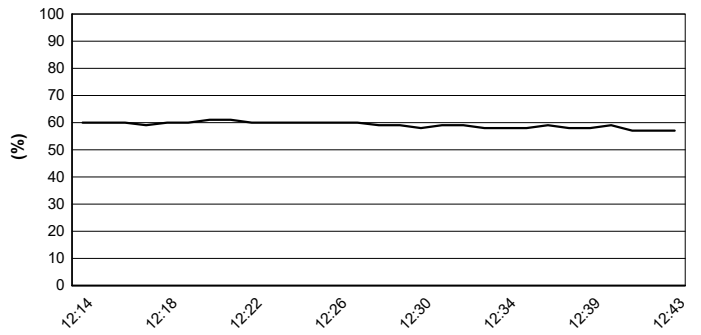
Track Temperature



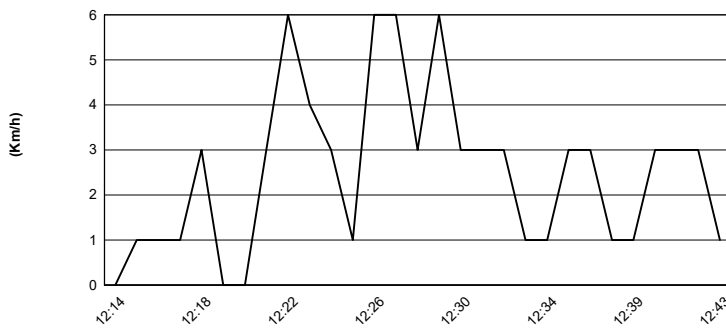
Air Pressure



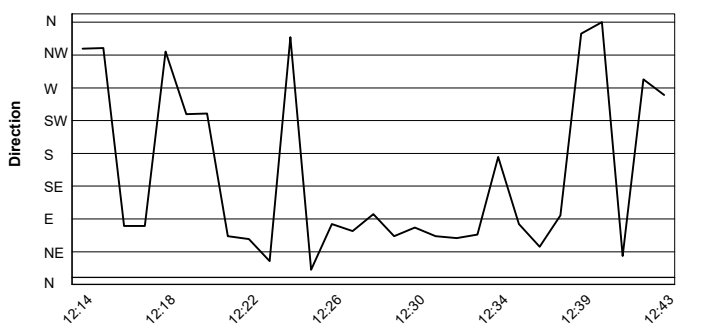
Humidity



Wind Speed

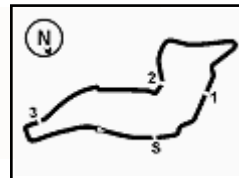


Wind Direction



22/04/2023





Imola Circuit 4.909 m

ACI Racing Weekend Imola, 22-23 Aprile 2023
Italian F4 Championship - Starting Grid - Groups B-C (Duration: 25' +1 Lap)

27	ISCHER E. Jenzer Motorsport	Tatuus	
61	WIEBELHAUS F. AS Motorsport	Tatuus	
88	PEEBLES G. AKM Motorsport	Tatuus	
29	ELKIN A. Jenzer Motorsport	Tatuus	
26	KIM H. Jenzer Motorsport	Tatuus	
66	LIU R. US Racing	Tatuus	
76	NARAC R. R-ace GP	Tatuus	
48	EGOZI J. PHM Racing	Tatuus	
13	WHARTON J. Prema Racing	Tatuus	
85	DE PALO M. R-ace GP	Tatuus	
15	BADOER B. Van Amersfoort Racing	Tatuus	
47	LACORTE N. Prema Racing	Tatuus	
62	QUONDAMCARLO M. AS Motorsport	Tatuus	12
11	AKHMEDKHODJAEV I Van Amersfoort Racing	Tatuus	11
78	BLOKHINA V. PHM Racing	Tatuus	10
22	DELIGNY E. AKM Motorsport	Tatuus	9
21	HAUSMANN T. AKM Motorsport	Tatuus	8
16	NOBELS A. Prema Racing	Tatuus	7
8	TAPONEN T. Prema Racing	Tatuus	6
9	SPINA A. BVM Racing	Tatuus	5
14	AL DHAHERI R. Prema Racing	Tatuus	4
20	DAVID Z. US Racing	Tatuus	3
31	BOHRA A. US Racing	Tatuus	2
37	SZTUKA K. US Racing	Tatuus	1

