

Imola Circuit 4.909 m

ACI Racing Weekend Imola, 22-23 Aprile 2023

Italian F4 Championship - Results Final Race

Laps 13 = 63,817 km - Avg 139,340 km/h - Race Time 27'28.778

No.	Driver	Nat	Entrant	Team	Car	Class	Laps	Time	Gap	Rel.	Fastest Lap	
1	23 LINDBLAD Arvid	GBR	Prema Racing	Prema Racing	Tatuus F4-T421	R	13	27'28.778		6	1'45.262	
2	9 SPINA Alfio	ITA	BVM Racing	BVM Racing	Tatuus F4-T421		13	27'31.122	2.344	2.344	6	1'45.485
3	3 UGOCHUKWU Ugo	USA	Prema Racing	Prema Racing	Tatuus F4-T421		13	27'31.715	2.937	0.593	6	1'45.449
4	47 LACORTE Nicola	ITA	Prema Racing	Prema Racing	Tatuus F4-T421	R	13	27'32.574	3.796	0.859	6	1'45.742
5	20 DAVID Zachary	MLT	US Racing	US Racing	Tatuus F4-T421	R	13	27'32.857	4.079	0.283	6	1'45.492
6	10 KLUSS Valentin	DEU	PHM Racing	PHM Racing	Tatuus F4-T421		13	27'33.412	4.634	0.555	6	1'45.707
7	31 BOHRA Akshay	SGP	US Racing	US Racing	Tatuus F4-T421	R	13	27'33.780	5.002	0.368	6	1'45.821
8	85 DE PALO Matteo	ITA	R-ace GP	R-ace GP	Tatuus F4-T421	R	13	27'34.116	5.338	0.336	6	1'45.784
9	12 PRADEL Gianmarco	AUS	US Racing	US Racing	Tatuus F4-T421	R	13	27'34.376	5.598	0.260	6	1'45.844
10	22 DELIGNY Enzo	FRA	AKM Motorsport	AKM Motorsport	Tatuus F4-T421	R	13	27'34.749	5.971	0.373	5	1'46.433
11	48 EGOZI James	USA	PHM Racing	PHM Racing	Tatuus F4-T421	R	13	27'35.747	6.969	0.998	3	1'46.843
12	13 WHARTON James	AUS	Prema Racing	Prema Racing	Tatuus F4-T421		13	27'35.953	7.175	0.206	6	1'45.755
13	29 ELKIN Ariel	ISR	Jenzer Motorsport	Jenzer Motorsport	Tatuus F4-T421	R	13	27'36.115	7.337	0.162	4	1'46.570
14	27 ISCHER Ethan	CHE	Jenzer Motorsport	Jenzer Motorsport	Tatuus F4-T421		13	27'36.386	7.608	0.271	5	1'46.391
15	93 QUINTARELLI Matteo	UAE	R-ace GP	R-ace GP	Tatuus F4-T421	R	13	27'37.639	8.861	1.253	6	1'46.333
16	61 WIEBELHAUS Finn	DEU	AS Motorsport	AS Motorsport	Tatuus F4-T421	R	13	27'37.939	9.161	0.300	6	1'47.321
17	16 NOBELS Aurelia Corine	BEL	Prema Racing	Prema Racing	Tatuus F4-T421		13	27'38.485	9.707	0.546	5	1'45.932
18	76 NARAC Raphael	FRA	R-ace GP	R-ace GP	Tatuus F4-T421		13	27'38.717	9.939	0.232	4	1'47.390
19	78 BLOKHINA Viktoria		PHM Racing	PHM Racing	Tatuus F4-T421		13	27'39.033	10.255	0.316	5	1'47.066
20	88 PEEBLES Griffin Forrest	AUS	AKM Motorsport	AKM Motorsport	Tatuus F4-T421	R	13	27'39.367	10.589	0.334	5	1'46.955
21	62 QUONDAMCARLO Manuel	ITA	AS Motorsport	AS Motorsport	Tatuus F4-T421	R	13	27'39.840	11.062	0.473	5	1'47.241
22	11 AKHMEDKHODJAEV Ismoilkhuja	UZB	Van Amersfoort Racing	Van Amersfoort Racing	Tatuus F4-T421		13	27'40.331	11.553	0.491	5	1'47.328
23	63 LUCHETTI Guido	ITA	Airflow Racing	Airflow Racing	Tatuus F4-T421	R	13	27'40.712	11.934	0.381	5	1'47.580
24	17 DOMINGUES Ivan	POR	Van Amersfoort Racing	Van Amersfoort Racing	Tatuus F4-T421		13	27'42.352	13.574	1.640	6	1'45.358
25P	5 LARINI Davide	ITA	AKM Motorsport	AKM Motorsport	Tatuus F4-T421	R	13	27'49.579	20.801	7.227	5	1'47.127
26P	45 BEETON Jack	AUS	Van Amersfoort Racing	Van Amersfoort Racing	Tatuus F4-T421	R	13	28'00.795	32.017	11.216	4	1'46.098
27	15 BADOER Brando	ITA	Van Amersfoort Racing	Van Amersfoort Racing	Tatuus F4-T421		12	25'42.850	1 Lap	1 Lap	4	1'45.208
28	8 TAPONEN Tuukka	FIN	Prema Racing	Prema Racing	Tatuus F4-T421	R	11	22'34.103	2 Laps	1 Lap	6	1'46.240
29	57 BHIROMBHAKDI Nandavhud	THA	PHM Racing	PHM Racing	Tatuus F4-T421		11	22'46.381	2 Laps	12.278	6	1'46.363
30	14 AL DHAHERI Rashid	UAE	Prema Racing	Prema Racing	Tatuus F4-T421	R	11	23'36.525	2 Laps	50.144	5	1'45.641
31	26 KIM Hwarang	KOR	Jenzer Motorsport	Jenzer Motorsport	Tatuus F4-T421		10	20'36.915	3 Laps	1 Lap	3	1'46.401
----- Not Classified -----												
RET	19 CARRASQUEDO Jesse	MEX	BVM Racing	BVM Racing	Tatuus F4-T421		6	10'52.691	7 Laps		4	1'46.099
RET	7 FERREIRA Matheus	BRA	Van Amersfoort Racing	Van Amersfoort Racing	Tatuus F4-T421	R	6	10'53.369	7 Laps		5	1'45.235
RET	37 SZTUKA Kacper	POL	US Racing	US Racing	Tatuus F4-T421		1	1'52.855	12 Laps			
RET	66 LIU Ruiqi	CHN	US Racing	US Racing	Tatuus F4-T421	R	0					
RET	21 HAUSMANN Tina	CHE	AKM Motorsport	AKM Motorsport	Tatuus F4-T421	R	0					

Starting: 36 Classified: 31 Not Classified: 0 Retired: 5 Not Started: 0
 Fastest Lap N. 4 No. 15 Brando Badoer Time 1'45.208 Avg. 167,976 Km/h

Humidity:	41%	AIR	23°C
Condition:	DRY	Track	30°C

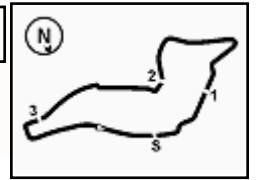
Penalty and Infringement

19.55 **45 J. BEETON** Drive Through penalty converted to 25 sec - Stewards dec. n. 17
 19.55 **5 D. LARINI** Time Penalty 10 sec - Stewards decision n. 18

Clerk of the Course : Massimiliano Ghinassi

Race Director : Alessandro Ferrari

23/04/2023 Start 18:03 End 18:32



ACI Racing Weekend Imola, 22-23 Aprile 2023

Italian F4 Championship - Results by Class Final Race

Rookie

Laps 13 = 63,817 km - Avg 139,340 km/h - Race Time 27'28.778

No.	Driver	Nat	Entrant	Team	Car	Laps	Time	Gap	Rel.	Fastest Lap
1	23 LINDBLAD Arvid	GBR	Prema Racing	Prema Racing	Tatuus F4-T421	13	27'28.778			6 1'45.262
2	47 LACORTE Nicola	ITA	Prema Racing	Prema Racing	Tatuus F4-T421	13	27'32.574	3.796	3.796	6 1'45.742
3	20 DAVID Zachary	MLT	US Racing	US Racing	Tatuus F4-T421	13	27'32.857	4.079	0.283	6 1'45.492
4	31 BOHRA Akshay	SGP	US Racing	US Racing	Tatuus F4-T421	13	27'33.780	5.002	0.923	6 1'45.821
5	85 DE PALO Matteo	ITA	R-ace GP	R-ace GP	Tatuus F4-T421	13	27'34.116	5.338	0.336	6 1'45.784
6	12 PRADEL Gianmarco	AUS	US Racing	US Racing	Tatuus F4-T421	13	27'34.376	5.598	0.260	6 1'45.844
7	22 DELIGNY Enzo	FRA	AKM Motorsport	AKM Motorsport	Tatuus F4-T421	13	27'34.749	5.971	0.373	5 1'46.433
8	48 EGOZI James	USA	PHM Racing	PHM Racing	Tatuus F4-T421	13	27'35.747	6.969	0.998	3 1'46.843
9	29 ELKIN Ariel	ISR	Jenzer Motorsport	Jenzer Motorsport	Tatuus F4-T421	13	27'36.115	7.337	0.368	4 1'46.570
10	93 QUINTARELLI Matteo	UAE	R-ace GP	R-ace GP	Tatuus F4-T421	13	27'37.639	8.861	1.524	6 1'46.333
11	61 WIEBELHAUS Finn	DEU	AS Motorsport	AS Motorsport	Tatuus F4-T421	13	27'37.939	9.161	0.300	6 1'47.321
12	88 PEEBLES Griffin Forrest	AUS	AKM Motorsport	AKM Motorsport	Tatuus F4-T421	13	27'39.367	10.589	1.428	5 1'46.955
13	62 QUONDAMCARLO Manuel	ITA	AS Motorsport	AS Motorsport	Tatuus F4-T421	13	27'39.840	11.062	0.473	5 1'47.241
14	63 LUCHETTI Guido	ITA	Airflow Racing	Airflow Racing	Tatuus F4-T421	13	27'40.712	11.934	0.872	5 1'47.580
15P	5 LARINI Davide	ITA	AKM Motorsport	AKM Motorsport	Tatuus F4-T421	13	27'49.579	20.801	8.867	5 1'47.127
16P	45 BEETON Jack	AUS	Van Amersfoort Racing	Van Amersfoort Racing	Tatuus F4-T421	13	28'00.795	32.017	11.216	4 1'46.098
17	8 TAPONEN Tuukka	FIN	Prema Racing	Prema Racing	Tatuus F4-T421	11	22'34.103	2 Laps	2 Laps	6 1'46.240
18	14 AL DHAHERI Rashid	UAE	Prema Racing	Prema Racing	Tatuus F4-T421	11	23'36.525	2 Laps	1'02.422	5 1'45.641
----- Not Classified -----										
RET	7 FERREIRA Matheus	BRA	Van Amersfoort Racing	Van Amersfoort Racing	Tatuus F4-T421	6	10'53.369	7 Laps		5 1'45.235
RET	66 LIU Ruiqi	CHN	US Racing	US Racing	Tatuus F4-T421	0				
RET	21 HAUSMANN Tina	CHE	AKM Motorsport	AKM Motorsport	Tatuus F4-T421	0				

Starting: 21 Classified: 18 Not Classified: 0 Retired: 3 Not Started: 0
 Fastest Lap N. 5 No. 7 Matheus Ferreira 2 Time 1'45.235 Avg. 167,933 Km/h

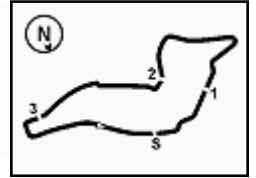
Humidity:	41%	AIR	23°C
Condition:	DRY	Track	30°C

Clerk of the Course : Massimiliano Ghinassi

Race Director : Alessandro Ferrari

23/04/2023 Start 18:03 End 18:32





Imola Circuit 4.909 m

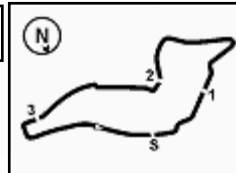
ACI Racing Weekend Imola, 22-23 Aprile 2023

Italian F4 Championship - Lap Chart Final Race

	Lap												
	1	2	3	4	5	6	7	8	9	10	11	12	13
1	23	23	23	23	23	23	23	23	23	23	23	23	23
2	15	15	15	15	15	15	15	15	15	15	15	15	9
3	17	17	17	17	17	17	17	17	17	17	17	17	3
4	9	9	9	9	9	9	9	9	9	9	9	9	47
5	3	3	3	3	3	3	3	3	3	3	3	3	20
6	20	20	20	20	20	20	20	20	20	20	20	20	10
7	47	47	47	47	47	47	47	47	47	47	47	47	31
8	37	10	10	10	10	10	10	10	10	10	10	10	85
9	10	31	31	31	31	31	31	31	31	31	31	31	12
10	31	13	13	13	13	13	13	13	85	85	85	85	22
11	14	14	14	85	85	85	85	85	85	13	8	13	48
12	85	22	85	14	14	14	14	14	14	14	13	12	45
13	13	85	22	22	22	8	8	8	8	8	12	22	13
14	22	8	8	8	8	22	22	22	22	12	22	29	29
15	48	48	48	48	12	12	12	12	12	22	29	45	27
16	8	12	12	12	26	26	26	26	26	26	45	48	93
17	45	26	26	26	48	48	29	29	29	29	48	27	61
18	19	29	29	29	29	29	45	45	45	45	27	16	16
19	12	45	19	19	19	19	48	48	48	48	16	61	76
20	26	19	45	45	45	45	57	57	57	27	61	76	78
21	57	16	16	16	16	7	93	93	93	93	76	93	88
22	29	57	7	7	7	16	27	27	27	61	93	78	5
23	16	7	57	57	57	57	61	61	61	16	78	88	62
24	7	93	93	93	93	93	76	76	76	76	88	5	11
25	93	76	76	76	27	27	16	16	16	78	5	62	63
26	76	27	27	27	76	61	78	78	78	88	62	11	17
27	61	61	61	61	61	76	62	62	62	62	11	63	
28	27	11	11	11	11	78	5	5	5	5	57		
29	11	62	78	78	78	62	88	88	88	11	63		
30	62	78	62	62	62	5	11	11	11	57	14		
31	78	88	88	5	5	88	63	63	63	63			
32	5	5	5	88	88	11							
33	88	63	63	63	63	63							
34	63												

Final Result		
1	23 LINDBLAD A.	Laps 13
2	9 SPINA A.	2.344
3	3 UGOCHUKWU U.	2.937
4	47 LACORTE N.	3.796
5	20 DAVID Z.	4.079
6	10 KLUSS V.	4.634
7	31 BOHRA A.	5.002
8	85 DE PALO M.	5.338
9	12 PRADEL G.	5.598
10	22 DELIGNY E.	5.971
11	48 EGOZI J.	6.969
12	45 BEETON J.	7.017
13	13 WHARTON J.	7.175
14	29 ELKIN A.	7.337
15	27 ISCHER E.	7.608
16	93 QUINTARELLI M.	8.861
17	61 WIEBELHAUS F.	9.161
18	16 NOBELS A.	9.707
19	76 NARAC R.	9.939
20	78 BLOKHINA V.	10.255
21	88 PEEBLES G.	10.589
22	5 LARINI D.	10.801
23	62 QUONDAMCARLO M	11.062
24	11 AKHMEKHODJAEV	11.553
25	63 LUCHETTI G.	11.934
26	17 DOMINGUES I.	13.574
27	15 BADOER B.	1 Lap
28	8 TAPONEN T.	2 Laps
29	57 BHIROMBHAKDI N.	2 Laps
30	14 AL DHAHERI R.	2 Laps
31	26 KIM H.	3 Laps
RET	19 CARRASQUEDO J.	7 Laps
RET	7 FERREIRA M.	7 Laps
RET	37 SZTUKA K.	12 Laps
RET	66 LIU R.	
RET	21 HAUSMANN T.	





ACI Racing Weekend Imola, 22-23 Aprile 2023

Italian F4 Championship - Best Sectors & Speed Final Race

RESULTS

			Laps
1	23 LINDBLAD Arvid	Tatuus F4-T421	13
2	9 SPINA Alfio	Tatuus F4-T421	2,344
3	3 UGOCHUKWU Ugo	Tatuus F4-T421	2,937
4	47 LACORTE Nicola	Tatuus F4-T421	3,796
5	20 DAVID Zachary	Tatuus F4-T421	4,079
6	10 KLUSS Valentin	Tatuus F4-T421	4,634
7	31 BOHRA Akshay	Tatuus F4-T421	5,002
8	85 DE PALO Matteo	Tatuus F4-T421	5,338
9	12 PRADEL Gianmarco	Tatuus F4-T421	5,598
10	22 DELIGNY Enzo	Tatuus F4-T421	5,971
11	48 EGOZI James	Tatuus F4-T421	6,969
12	45 BEETON Jack	Tatuus F4-T421	7,017
13	13 WHARTON James	Tatuus F4-T421	7,175
14	29 ELKIN Ariel	Tatuus F4-T421	7,337
15	27 ISCHER Ethan	Tatuus F4-T421	7,608
16	93 QUINTARELLI Matteo	Tatuus F4-T421	8,861
17	61 WIEBELHAUS Finn	Tatuus F4-T421	9,161
18	16 NOBELS Aurelia Corine	Tatuus F4-T421	9,707
19	76 NARAC Raphael	Tatuus F4-T421	9,939
20	78 BLOKHINA Viktoria	Tatuus F4-T421	10,255
21	88 PEEBLES Griffin Forrest	Tatuus F4-T421	10,589
22	5 LARINI Davide	Tatuus F4-T421	10,801
23	62 QUONDAMCARLO Manuel	Tatuus F4-T421	11,062
24	11 AKHMEDKHODJAEV Ismoilkh	Tatuus F4-T421	11,553
25	63 LUCHETTI Guido	Tatuus F4-T421	11,934
26	17 DOMINGUES Ivan	Tatuus F4-T421	13,574
27	15 BADOER Brando	Tatuus F4-T421	1 Lap
28	8 TAPONEN Tuukka	Tatuus F4-T421	2 Laps
29	57 BHIROMBHAKDI Nandavhud	Tatuus F4-T421	2 Laps
30	14 AL DHAHERI Rashid	Tatuus F4-T421	2 Laps
31	26 KIM Hwarang	Tatuus F4-T421	3 Laps
RET	19 CARRASQUEDO Jesse	Tatuus F4-T421	7 Laps
RET	7 FERREIRA Matheus	Tatuus F4-T421	7 Laps
RET	37 SZTUKA Kacper	Tatuus F4-T421	12 Laps
RET	21 HAUSMANN Tina	Tatuus F4-T421	
RET	66 LIU Ruiqi	Tatuus F4-T421	

SPEED

1	8 TAPONEN Tuukka	Tatuus F4-T421	250,0
2	29 ELKIN Ariel	Tatuus F4-T421	249,4
3	88 PEEBLES Griffin Forrest	Tatuus F4-T421	249,4
4	31 BOHRA Akshay	Tatuus F4-T421	249,4
5	85 DE PALO Matteo	Tatuus F4-T421	248,8
6	12 PRADEL Gianmarco	Tatuus F4-T421	248,8
7	7 FERREIRA Matheus	Tatuus F4-T421	248,3
8	48 EGOZI James	Tatuus F4-T421	248,3
9	45 BEETON Jack	Tatuus F4-T421	247,1
10	16 NOBELS Aurelia Corine	Tatuus F4-T421	247,1
11	57 BHIROMBHAKDI Nandavhud	Tatuus F4-T421	246,6
12	26 KIM Hwarang	Tatuus F4-T421	246,6
13	11 AKHMEDKHODJAEV Ismoilkh	Tatuus F4-T421	246,6
14	93 QUINTARELLI Matteo	Tatuus F4-T421	246,0
15	20 DAVID Zachary	Tatuus F4-T421	246,0
16	22 DELIGNY Enzo	Tatuus F4-T421	246,0
17	61 WIEBELHAUS Finn	Tatuus F4-T421	245,5
18	13 WHARTON James	Tatuus F4-T421	245,5
19	76 NARAC Raphael	Tatuus F4-T421	244,9
20	37 SZTUKA Kacper	Tatuus F4-T421	244,9
21	27 ISCHER Ethan	Tatuus F4-T421	244,9
22	5 LARINI Davide	Tatuus F4-T421	244,9
23	62 QUONDAMCARLO Manuel	Tatuus F4-T421	244,9
24	3 UGOCHUKWU Ugo	Tatuus F4-T421	244,9
25	19 CARRASQUEDO Jesse	Tatuus F4-T421	244,9
26	78 BLOKHINA Viktoria	Tatuus F4-T421	244,3
27	10 KLUSS Valentin	Tatuus F4-T421	244,3
28	14 AL DHAHERI Rashid	Tatuus F4-T421	243,8
29	9 SPINA Alfio	Tatuus F4-T421	242,7
30	63 LUCHETTI Guido	Tatuus F4-T421	241,6
31	15 BADOER Brando	Tatuus F4-T421	241,6
32	17 DOMINGUES Ivan	Tatuus F4-T421	241,6
33	47 LACORTE Nicola	Tatuus F4-T421	239,5
34	23 LINDBLAD Arvid	Tatuus F4-T421	237,4

SEG. 1

1	13 WHARTON James	22.488
2	15 BADOER Brando	22.543
3	85 DE PALO Matteo	22.551
4	45 BEETON Jack	22.561
5	7 FERREIRA Matheus	22.561
6	3 UGOCHUKWU Ugo	22.588
7	14 AL DHAHERI Rashid	22.598
8	16 NOBELS Aurelia Corine	22.602
9	31 BOHRA Akshay	22.615
10	12 PRADEL Gianmarco	22.617
11	20 DAVID Zachary	22.624
12	48 EGOZI James	22.625
13	17 DOMINGUES Ivan	22.632
14	10 KLUSS Valentin	22.646
15	8 TAPONEN Tuukka	22.649
16	9 SPINA Alfio	22.661
17	19 CARRASQUEDO Jesse	22.676
18	23 LINDBLAD Arvid	22.685
19	57 BHIROMBHAKDI Nanda	22.686
20	29 ELKIN Ariel	22.733
21	88 PEEBLES Griffin Forrest	22.748
22	93 QUINTARELLI Matteo	22.750
23	27 ISCHER Ethan	22.762
24	47 LACORTE Nicola	22.773
25	5 LARINI Davide	22.778
26	26 KIM Hwarang	22.806
27	11 AKHMEDKHODJAEV Is	22.837
28	61 WIEBELHAUS Finn	22.842
29	78 BLOKHINA Viktoria	22.849
30	37 SZTUKA Kacper	22.890
31	62 QUONDAMCARLO Man	22.895
32	22 DELIGNY Enzo	22.899
33	76 NARAC Raphael	22.928
34	63 LUCHETTI Guido	22.983
35	21 HAUSMANN Tina	31.848

SEG. 2

1	23 LINDBLAD Arvid	33.802
2	15 BADOER Brando	33.847
3	17 DOMINGUES Ivan	33.857
4	8 TAPONEN Tuukka	33.859
5	7 FERREIRA Matheus	33.916
6	9 SPINA Alfio	33.998
7	47 LACORTE Nicola	34.037
8	3 UGOCHUKWU Ugo	34.063
9	20 DAVID Zachary	34.063
10	85 DE PALO Matteo	34.118
11	13 WHARTON James	34.121
12	22 DELIGNY Enzo	34.132
13	14 AL DHAHERI Rashid	34.142
14	10 KLUSS Valentin	34.143
15	93 QUINTARELLI Matteo	34.215
16	31 BOHRA Akshay	34.218
17	16 NOBELS Aurelia Corine	34.235
18	12 PRADEL Gianmarco	34.248
19	57 BHIROMBHAKDI Nanda	34.266
20	29 ELKIN Ariel	34.278
21	26 KIM Hwarang	34.304
22	37 SZTUKA Kacper	34.339
23	27 ISCHER Ethan	34.379
24	45 BEETON Jack	34.439
25	29 ELKIN Ariel	34.462
26	48 EGOZI James	34.492
27	61 WIEBELHAUS Finn	34.594
28	78 BLOKHINA Viktoria	34.628
29	88 PEEBLES Griffin Forrest	34.633
30	63 LUCHETTI Guido	34.692
31	76 NARAC Raphael	34.700
32	11 AKHMEDKHODJAEV Is	34.704
33	5 LARINI Davide	34.725
34	62 QUONDAMCARLO Man	34.755
35	21 HAUSMANN Tina	36.996

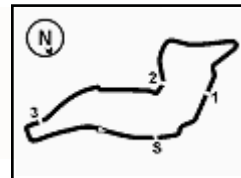
SEG. 3

1	15 BADOER Brando	29.801
2	8 TAPONEN Tuukka	29.841
3	17 DOMINGUES Ivan	29.882
4	20 DAVID Zachary	29.885
5	23 LINDBLAD Arvid	29.914
6	9 SPINA Alfio	29.927
7	7 FERREIRA Matheus	29.953
8	3 UGOCHUKWU Ugo	29.959
9	10 KLUSS Valentin	29.969
10	31 BOHRA Akshay	29.976
11	47 LACORTE Nicola	29.998
12	14 AL DHAHERI Rashid	30.007
13	45 BEETON Jack	30.025
14	13 WHARTON James	30.030
15	12 PRADEL Gianmarco	30.062
16	85 DE PALO Matteo	30.069
17	22 DELIGNY Enzo	30.090
18	57 BHIROMBHAKDI Nanda	30.158
19	16 NOBELS Aurelia Corine	30.198
20	19 CARRASQUEDO Jesse	30.206
21	26 KIM Hwarang	30.214
22	29 ELKIN Ariel	30.269
23	48 EGOZI James	30.272
24	27 ISCHER Ethan	30.282
25	93 QUINTARELLI Matteo	30.344
26	88 PEEBLES Griffin Forrest	30.361
27	78 BLOKHINA Viktoria	30.385
28	62 QUONDAMCARLO Man	30.390
29	5 LARINI Davide	30.427
30	11 AKHMEDKHODJAEV Is	30.527
31	76 NARAC Raphael	30.547
32	61 WIEBELHAUS Finn	30.578
33	37 SZTUKA Kacper	30.596
34	63 LUCHETTI Guido	30.647
35	21 HAUSMANN Tina	34.666

SEG. 4

1	7 FERREIRA Matheus	18.752
2	3 UGOCHUKWU Ugo	18.764
3	15 BADOER Brando	18.817
4	14 AL DHAHERI Rashid	18.826
5	8 TAPONEN Tuukka	18.831
6	23 LINDBLAD Arvid	18.831
7	16 NOBELS Aurelia Corine	18.844
8	20 DAVID Zachary	18.845
9	9 SPINA Alfio	18.850
10	12 PRADEL Gianmarco	18.851
11	31 BOHRA Akshay	18.854
12	85 DE PALO Matteo	18.856
13	17 DOMINGUES Ivan	18.859
14	47 LACORTE Nicola	18.860
15	13 WHARTON James	18.864
16	27 ISCHER Ethan	18.919
17	10 KLUSS Valentin	18.930
18	48 EGOZI James	18.933
19	22 DELIGNY Enzo	18.933
20	19 CARRASQUEDO Jesse	18.939
21	88 PEEBLES Griffin Forrest	18.953
22	78 BLOKHINA Viktoria	18.956
23	29 ELKIN Ariel	18.963
24	11 AKHMEDKHODJAEV Is	18.996
25	93 QUINTARELLI Matteo	19.014
26	26 KIM Hwarang	19.016
27	61 WIEBELHAUS Finn	19.018
28	5 LARINI Davide	19.020
29	45 BEETON Jack	19.022
30	57 BHIROMBHAKDI Nanda	19.025
31	76 NARAC Raphael	19.050
32	62 QUONDAMCARLO Man	19.122
33	63 LUCHETTI Guido	19.220
34	37 SZTUKA Kacper	19.356





ACI Racing Weekend Imola, 22-23 Aprile 2023

Italian F4 Championship - Chronological Analysis Final Race

Imola Circuit 4.909 m

Start at 18:03'19.188

1 / 5

3 U. UGOCHUKWU (1'45.449)							
Lap	Seg.1	Seg.2	Seg.3	Seg.4	Lap Time	km/h	Local Time
1		35.858	30.463	19.131	1'51.584		18:05'10.772
2	22.974	34.194	30.290	18.958	1'46.416	241,6	18:06'57.188
3	22.683	34.133	30.064	18.883	1'45.763	240,5	18:08'42.951
4	22.673	34.063	30.048	18.834	1'45.618	242,2	18:10'28.569
5	22.650	34.146	30.015	18.821	1'45.632	243,8	18:12'14.201
6	22.617	34.109	29.959	18.764	1'45.449	244,9	18:13'59.650
7	22.588	34.249	31.009	26.801	1'54.647	244,9	18:15'54.297
8	41.751	1'07.254	51.728	31.447	3'12.180	124,0	18:19'06.477
9	36.109	55.088	1'03.266	23.304	2'57.767	137,6	18:22'04.244
10	23.181	34.498	30.113	19.071	1'46.863	241,1	18:23'51.107
11	22.675	34.269	30.023	31.544	1'58.511	242,2	18:25'49.618
12	42.520	1'06.154	1'00.417	24.176	3'13.267	110,9	18:29'02.885
13	22.703	36.403	30.057	18.855	1'48.018	241,1	18:30'50.903
Race Time 27'31.715							

6	22.661	34.006	29.951	18.867	1'45.485	238,9	18:13'59.329
7	22.771	33.998	30.470	26.152	1'53.391	237,9	18:15'52.720
8	42.741	1'07.165	51.741	31.399	3'13.046	137,2	18:19'05.766
9	36.430	54.999	1'02.972	23.834	2'58.235	162,9	18:22'04.001
10	22.960	34.662	30.056	19.076	1'46.754	242,7	18:23'50.755
11	22.746	34.086	29.994	31.415	1'58.241	240,5	18:25'48.996
12	42.543	1'06.138	1'00.574	24.268	3'13.523	125,7	18:29'02.519
13	22.856	35.912	30.087	18.936	1'47.791	240,0	18:30'50.310
Race Time 27'31.122							

5 D. LARINI (1'47.127)							
Lap	Seg.1	Seg.2	Seg.3	Seg.4	Lap Time	km/h	Local Time
1		37.370	32.608	20.074	2'01.695		18:05'20.883
2	23.293	35.122	30.774	19.266	1'48.455	241,1	18:07'09.338
3	23.103	35.278	31.272	19.529	1'49.182	244,9	18:08'58.520
4	23.242	34.784	30.427	19.055	1'47.508	243,2	18:10'46.028
5	22.778	34.725	30.571	19.053	1'47.127	241,1	18:12'33.155
6	23.554	35.087	30.437	19.020	1'48.098	242,7	18:14'21.253
7	22.792	34.960	36.425	21.502	1'55.679	241,6	18:16'16.932
8	36.575	1'06.089	51.633	33.342	3'07.639	190,5	18:19'24.571
9	34.873	53.493	59.957	19.535	2'47.858	187,2	18:22'12.429
10	23.293	35.452	30.898	19.211	1'48.854	243,2	18:24'01.283
11	23.041	35.457	42.116	22.069	2'02.683	241,1	18:26'03.966
12	40.857	1'05.263	57.417	21.125	3'04.662	113,4	18:29'08.628
13	23.109	35.690	31.927	19.413	1'50.139	243,2	18:30'58.767
Race Time 27'39.579							

10 V. KLUSS (1'45.707)							
Lap	Seg.1	Seg.2	Seg.3	Seg.4	Lap Time	km/h	Local Time
1		36.307	30.764	19.262	1'53.146		18:05'12.334
2	22.926	34.885	30.243	19.071	1'47.125	242,2	18:06'59.459
3	22.757	34.673	30.789	19.168	1'47.387	241,1	18:08'46.846
4	22.923	34.239	30.046	18.987	1'46.195	237,9	18:10'33.041
5	22.691	34.184	30.094	18.930	1'45.899	238,9	18:12'18.940
6	22.646	34.161	29.969	18.931	1'45.707	241,6	18:14'04.647
7	22.664	34.143	31.616	24.018	1'52.441	238,9	18:15'57.088
8	41.042	1'06.915	52.029	31.341	3'11.327	124,7	18:19'08.415
9	36.036	55.031	1'03.285	22.270	2'56.622	147,5	18:22'05.037
10	23.127	35.045	30.306	18.950	1'47.428	238,9	18:23'52.465
11	22.801	34.265	30.235	31.792	1'59.093	241,6	18:25'51.558
12	42.948	1'05.863	59.720	23.798	3'12.329	100,5	18:29'03.887
13	23.176	35.709	30.734	19.094	1'48.713	244,3	18:30'52.600
Race Time 27'33.412							

7 M. FERREIRA (1'45.235)							
Lap	Seg.1	Seg.2	Seg.3	Seg.4	Lap Time	km/h	Local Time
1		36.687	32.169	18.950	1'57.930		18:05'17.118
2	23.128	34.874	31.674	19.547	1'49.223	248,3	18:07'06.341
3	23.577	35.067	31.004	19.218	1'48.866	247,7	18:08'55.207
4	22.945	34.104	30.055	18.874	1'45.978	237,9	18:10'41.185
5	22.614	33.916	29.953	18.752	1'45.235	240,0	18:12'26.420
6	22.561	34.399	30.262	18.915	1'46.137	242,2	18:14'12.557
Race Time 10'53.369							

11 I. AKHMEDKHODJAEV (1'47.328)							
Lap	Seg.1	Seg.2	Seg.3	Seg.4	Lap Time	km/h	Local Time
1		37.351	32.524	19.446	2'00.379		18:05'19.567
2	23.120	34.949	30.953	19.256	1'48.278	240,5	18:07'07.845
3	23.177	35.591	31.220	19.355	1'49.343	245,5	18:08'57.188
4	23.026	34.933	30.635	18.996	1'47.590	240,5	18:10'44.778
5	22.837	34.740	30.527	19.224	1'47.328	242,7	18:12'32.106
6	25.244	35.329	30.648	19.189	1'50.410	240,0	18:14'22.516
7	22.946	34.704	36.443	21.214	1'55.307	241,6	18:16'17.823
8	37.026	1'05.615	51.806	33.116	3'07.563	209,3	18:19'25.386
9	35.435	52.915	59.722	19.794	2'47.866	185,2	18:22'13.252
10	23.213	35.190	31.059	19.184	1'48.646	241,6	18:24'01.898
11	22.961	35.595	42.414	22.207	2'03.177	241,1	18:26'05.075
12	40.719	1'05.781	56.984	20.970	3'04.454	108,9	18:29'09.529
13	23.244	35.557	31.575	19.614	1'49.990	246,6	18:30'59.519
Race Time 27'40.331							

8 T. TAPONEN (1'46.240)							
Lap	Seg.1	Seg.2	Seg.3	Seg.4	Lap Time	km/h	Local Time
1		36.340	30.984	19.098	1'55.118		18:05'14.306
2	22.925	35.407	30.464	18.970	1'47.766	244,3	18:07'02.072
3	22.871	34.792	30.320	19.029	1'47.012	243,8	18:08'49.084
4	22.649	34.817	30.134	19.327	1'46.927	242,7	18:10'36.011
5	22.924	34.632	30.055	18.831	1'46.442	244,3	18:12'22.453
6	22.986	34.390	29.841	19.023	1'46.240	240,0	18:14'08.693
7	22.722	33.859	31.792	23.606	1'51.979	240,5	18:16'00.672
8	41.364	1'06.588	51.939	31.823	3'11.714	170,9	18:19'12.386
9	34.582	55.502	1'03.014	21.032	2'54.130	140,3	18:22'06.516
10	22.954	35.496	31.028	19.258	1'48.736	248,8	18:23'55.252
11	23.117	34.756	30.055	30.111	1'58.039	250,0	18:25'53.291
Race Time 22'34.103							

12 G. PRADEL (1'45.844)							
Lap	Seg.1	Seg.2	Seg.3	Seg.4	Lap Time	km/h	Local Time
1		36.418	31.417	19.233	1'56.161		18:05'15.349
2	22.672	34.939	31.335	18.851	1'47.797	243,8	18:07'03.146
3	22.655	34.366	30.430	19.063	1'46.514	242,7	18:08'49.660
4	22.690	34.663	30.406	19.055	1'46.814	248,3	18:10'36.474
5	22.833	35.112	30.081	18.968	1'46.994	244,9	18:12'23.468
6	22.617	34.248	30.062	18.917	1'45.844	242,2	18:14'09.312
7	22.863	34.515	32.480	23.845	1'53.703	235,8	18:16'03.015
8	40.745	1'06.632	51.610	32.078	3'11.065	174,8	18:19'14.080
9	34.909	55.437	1'02.246	20.621	2'53.213	166,4	18:22'07.293
10	22.846	35.017	31.037	19.296	1'48.196	241,1	18:23'55.489
11	23.064	35.167	30.715	29.925	1'58.871	248,8	18:25'54.360
12	42.453	1'06.054	58.777	23.285	3'10.569	97,3	18:29'04.929
13	23.071	35.530	30.720	19.314	1'48.635	246,0	18:30'53.564
Race Time 27'34.376							

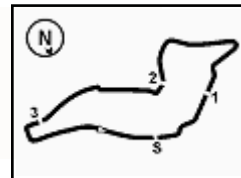
9 A. SPINA (1'45.485)							
Lap	Seg.1	Seg.2	Seg.3	Seg.4	Lap Time	km/h	Local Time
1		35.328	30.545	19.005	1'51.214		18:05'10.402
2	22.795	34.425	30.080	18.977	1'46.277	240,5	18:06'56.679
3	22.675	34.247	30.046	18.885	1'45.853	241,1	18:08'42.532
4	22.666	34.120	30.015	18.850	1'45.651	239,5	18:10'28.183
5	22.709	34.088	29.927	18.937	1'45.661	239,5	18:12'13.844

13 J. WHARTON (1'45.755)							
Lap	Seg.1	Seg.2	Seg.3	Seg.4	Lap Time	km/h	Local Time
1		36.396	31.229	19.254	1'54.308		18:05'13.496
2	22.819	35.194	30.417	18.937	1'47.367	245,5	18:07'00.863
3	22.637	34.312	30.675	19.097	1'46.721	238,9	18:08'47.584

23/04/2023

P = Pits In/Out - C = Lap Time Cancelled





ACI Racing Weekend Imola, 22-23 Aprile 2023

Italian F4 Championship - Chronological Analysis Final Race

Imola Circuit 4.909 m

Start at 18:03'19.188

2 / 5

4	22.705	34.431	30.221	18.929	1'46.286	242,2	18:10'33.870	6	22.743	33.857	29.882	18.876	1'45.358	238,9	18:13'58.341
5	22.669	34.290	30.034	18.864	1'45.857	242,2	18:12'19.727	7	22.665	33.864	30.215	27.188	1'53.932	238,4	18:15'52.273
6	22.625	34.121	30.030	18.979	1'45.755	243,2	18:14'05.482	8	42.684	1'07.110	51.823	30.890	3'12.507	142,5	18:19'04.780
7	22.488	34.310	32.120	24.280	1'53.198	243,8	18:15'58.680	9	36.813	55.186	1'03.073	23.861	2'58.933	150,2	18:22'03.713
8	40.974	1'06.693	51.871	31.445	3'10.983	132,2	18:19'09.663	10	23.205	34.519	29.937	18.938	1'46.599	239,5	18:23'50.312
9	35.705	55.016	1'03.383	22.110	2'56.214	148,1	18:22'05.877	11	22.750	34.109	29.900	31.561	1'58.320	241,6	18:25'48.632
10	22.905	35.720	30.908	19.429	1'48.962	240,5	18:23'54.839	12	42.189	1'06.460	1'00.709	24.179	3'13.537	129,5	18:29'02.169
11	23.406	35.167	30.346	29.953	1'58.872	241,6	18:25'53.711	13	23.174	45.665	31.078	19.454	1'59.371	231,8	18:31'01.540
12	42.414	1'06.043	59.140	23.498	3'11.095	99,8	18:29'04.806								Race Time 27'42.352
13	23.161	36.984	30.580	19.610	1'50.335	239,5	18:30'55.141								

Race Time 27'35.953

19 J. CARRASQUEDO (1'46.099)

Lap	Seg.1	Seg.2	Seg.3	Seg.4	Lap Time	km/h	Local Time
1		36.455	31.329	19.344	1'56.036		18:05'15.224
2	23.148	34.833	32.705	19.773	1'50.459	234,8	18:07'05.683
3	22.973	34.372	30.380	18.994	1'46.719	244,3	18:08'52.402
4	22.676	34.278	30.206	18.939	1'46.099	240,5	18:10'38.501
5	22.679	34.387	30.453	19.055	1'46.574	240,5	18:12'25.075
6	22.755	34.428	30.427	19.194	1'46.804	242,7	18:14'11.879

Race Time 10'52.691

14 R. AL DHAHERI (1'45.641)

Lap	Seg.1	Seg.2	Seg.3	Seg.4	Lap Time	km/h	Local Time
1		36.213	30.883	19.324	1'53.701		18:05'12.889
2	22.967	35.484	30.829	18.945	1'48.225	243,8	18:07'01.114
3	22.679	34.363	30.474	19.285	1'46.801	243,8	18:08'47.915
4	23.474	34.504	30.019	18.955	1'46.952	242,7	18:10'34.867
5	22.639	34.169	30.007	18.826	1'45.641	237,9	18:12'20.508
6	22.649	34.142	30.041	18.999	1'45.831	242,7	18:14'06.339
7	22.598	34.175	32.663	23.798	1'53.234	241,6	18:15'59.573
8	41.342	1'06.760	51.809	31.740	3'11.651	151,9	18:19'11.224
9	35.042	55.295	1'03.264	21.527	2'55.128	138,3	18:22'06.352
10	23.027	35.336	31.100	19.201	1'48.664	242,2	18:23'55.016
11	23.461	39.161	1'00.071	58.004	3'00.697P	240,0	18:26'55.713

Race Time 23'36.525

20 Z. DAVID (1'45.492)

Lap	Seg.1	Seg.2	Seg.3	Seg.4	Lap Time	km/h	Local Time
1		35.648	30.517	19.058	1'51.807		18:05'10.995
2	22.922	34.456	30.204	18.967	1'46.549	244,9	18:06'57.544
3	22.759	34.159	30.159	18.845	1'45.922	242,2	18:08'43.466
4	22.774	34.229	29.982	18.908	1'45.893	240,0	18:10'29.359
5	22.629	34.063	29.986	18.867	1'45.545	238,4	18:12'14.904
6	22.624	34.114	29.885	18.869	1'45.492	239,5	18:14'00.396
7	22.632	34.175	30.855	26.768	1'54.430	240,0	18:15'54.826
8	42.194	1'06.991	51.766	31.195	3'12.146	118,4	18:19'06.972
9	36.303	55.015	1'03.343	22.783	2'57.444	143,0	18:22'04.416
10	23.069	34.795	30.210	18.873	1'46.947	246,0	18:23'51.363
11	22.766	34.229	30.077	31.733	1'58.805	244,3	18:25'50.168
12	42.949	1'05.927	1'00.072	24.080	3'13.028	113,6	18:29'03.196
13	22.764	36.600	30.433	19.052	1'48.849	242,7	18:30'52.045

Race Time 27'32.857

22 E. DELIGNY (1'46.433)

Lap	Seg.1	Seg.2	Seg.3	Seg.4	Lap Time	km/h	Local Time
1		36.106	31.288	19.213	1'54.622		18:05'13.810
2	22.996	35.111	30.562	19.089	1'47.758	242,7	18:07'01.568
3	23.264	34.508	30.268	18.933	1'46.973	240,5	18:08'48.541
4	22.947	34.848	30.328	19.121	1'47.244	243,2	18:10'35.785
5	23.068	34.292	30.090	18.983	1'46.433	237,9	18:12'22.218
6	23.037	34.132	30.194	19.542	1'46.905	235,8	18:14'09.123
7	22.957	34.200	32.392	23.512	1'53.061	240,5	18:16'02.184
8	40.904	1'06.690	51.674	31.759	3'11.027	170,3	18:19'13.211
9	35.169	55.132	1'02.702	21.073	2'54.076	147,9	18:22'07.287
10	23.194	34.912	31.163	19.286	1'48.555	238,4	18:23'55.842
11	22.899	35.435	31.506	29.817	1'59.657	244,9	18:25'55.499
12	43.266	1'04.807	58.546	23.035	3'09.654	96,3	18:29'05.153
13	23.028	35.733	30.860	19.163	1'48.784	246,0	18:30'53.937

Race Time 27'34.749

23 A. LINDBLAD (1'45.262)

Lap	Seg.1	Seg.2	Seg.3	Seg.4	Lap Time	km/h	Local Time
1		34.229	30.110	19.043	1'48.911		18:05'08.099
2	22.771	33.961	29.994	18.972	1'45.698	237,4	18:06'53.797
3	22.711	33.935	30.038	18.939	1'45.623	232,3	18:08'39.420
4	22.783	33.867	29.929	18.914	1'45.493	233,8	18:10'24.913
5	22.773	33.867	29.914	18.868	1'45.422	233,3	18:12'10.335
6	22.685	33.802	29.944	18.831	1'45.262	234,3	18:13'55.597
7	22.715	33.847	30.043	28.248	1'54.853	235,8	18:15'50.450
8	43.193	1'07.260	51.879	30.611	3'12.943	136,2	18:19'03.393
9	37.005	55.450	1'03.133	24.128	2'59.716	155,8	18:22'03.109
10	23.182	34.112	30.066	18.982	1'46.342	232,3	18:23'49.451
11	22.801	33.885	29.918	31.649	1'58.253	234,3	18:25'47.704

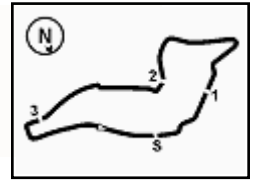
17 I. DOMINGUES (1'45.358)

Lap	Seg.1	Seg.2	Seg.3	Seg.4	Lap Time	km/h	Local Time
1		35.492	30.256	18.990	1'50.785		18:05'09.973
2	22.924	34.265	30.081	18.930	1'46.200	241,1	18:06'56.173
3	22.712	34.132	29.963	18.859	1'45.666	241,1	18:08'41.839
4	22.632	33.950	30.117	18.902	1'45.601	240,0	18:10'27.440
5	22.684	34.037	29.930	18.892	1'45.543	238,9	18:12'12.983

23/04/2023

P = Pits In/Out - C = Lap Time Cancelled





ACI Racing Weekend Imola, 22-23 Aprile 2023

Italian F4 Championship - Chronological Analysis Final Race

Start at 18:03'19.188

3 / 5

12	41.890	1'06.590	1'01.099	24.474	3'14.053	122,3	18:29'01.757
13	23.216	34.033	29.942	19.018	1'46.209	232,8	18:30'47.966
Race Time 27'28.778							

Race Time 27'33.780

26 H. KIM (1'46.401)							
Lap	Seg.1	Seg.2	Seg.3	Seg.4	Lap Time	km/h	Local Time
1		35.829	31.697	19.226	1'56.585		18:05'15.773
2	22.871	34.940	31.282	19.091	1'48.184	242,2	18:07'03.957
3	22.819	34.333	30.214	19.035	1'46.401	241,1	18:08'50.358
4	22.835	34.304	30.364	19.017	1'46.520	241,6	18:10'36.878
5	22.806	34.857	30.515	19.016	1'47.194	245,5	18:12'24.072
6	22.808	34.546	30.570	19.195	1'47.119	240,0	18:14'11.191
7	23.524	35.013	34.541	20.850	1'53.928	237,9	18:16'05.119
8	39.283	1'07.208	51.282	33.644	3'11.417	163,1	18:19'16.536
9	33.119	55.352	1'02.126	20.923	2'51.520	188,5	18:22'08.056
10	23.066	34.654	30.963	19.364	1'48.047	240,0	18:23'56.103
Race Time 20'36.915							

27 E. ISCHER (1'46.391)							
Lap	Seg.1	Seg.2	Seg.3	Seg.4	Lap Time	km/h	Local Time
1		36.878	32.210	19.133	1'59.550		18:05'18.738
2	22.964	34.828	31.131	19.387	1'48.310	241,6	18:07'07.048
3	23.219	35.841	31.106	19.206	1'49.372	244,9	18:08'56.420
4	22.893	34.768	30.595	18.929	1'47.185	241,6	18:10'43.605
5	22.811	34.379	30.282	18.919	1'46.391	243,2	18:12'29.996
6	22.810	35.174	30.752	18.959	1'47.695	238,9	18:14'17.691
7	22.762	34.427	34.173	21.174	1'52.536	236,3	18:16'10.227
8	39.141	1'06.756	51.515	33.254	3'10.666	163,6	18:19'20.893
9	33.406	55.225	1'00.666	19.942	2'49.239	172,2	18:22'10.132
10	22.901	34.618	30.847	18.980	1'47.346	237,9	18:23'57.478
11	22.859	36.628	32.270	29.202	2'00.959	240,5	18:25'58.437
12	42.525	1'05.040	57.871	22.531	3'07.967	114,9	18:29'06.404
13	23.096	36.132	30.835	19.107	1'49.170	241,6	18:30'55.574
Race Time 27'36.386							

29 A. ELKIN (1'46.570)							
Lap	Seg.1	Seg.2	Seg.3	Seg.4	Lap Time	km/h	Local Time
1		36.450	31.984	19.216	1'57.509		18:05'16.697
2	22.952	34.699	30.870	19.122	1'47.643	245,5	18:07'04.340
3	22.877	34.583	30.463	19.052	1'46.975	248,3	18:08'51.315
4	22.801	34.537	30.269	18.963	1'46.570	240,5	18:10'37.885
5	22.807	34.462	30.483	19.064	1'46.816	242,7	18:12'24.701
6	22.733	34.627	30.436	19.070	1'46.866	249,4	18:14'11.567
7	23.198	35.176	34.706	20.973	1'54.053	243,8	18:16'05.620
8	39.624	1'07.048	51.412	33.311	3'11.395	157,9	18:19'17.015
9	33.239	55.268	1'02.285	20.613	2'51.405	160,7	18:22'08.420
10	23.029	34.717	30.853	19.401	1'48.000	244,9	18:23'56.420
11	23.443	36.168	30.694	29.578	1'59.883	246,6	18:25'56.303
12	43.065	1'04.813	58.342	23.085	3'09.305	88,8	18:29'05.608
13	23.387	36.340	30.838	19.130	1'49.695	236,8	18:30'55.303
Race Time 27'36.115							

31 A. BOHRA (1'45.821)							
Lap	Seg.1	Seg.2	Seg.3	Seg.4	Lap Time	km/h	Local Time
1		36.213	31.002	19.289	1'53.564		18:05'12.752
2	23.042	34.885	30.188	19.272	1'47.387	241,6	18:07'00.139
3	22.732	34.218	30.876	19.097	1'46.923	241,6	18:08'47.062
4	22.920	34.476	30.074	18.884	1'46.354	244,9	18:10'33.416
5	22.735	34.246	30.045	18.854	1'45.880	242,7	18:12'19.296
6	22.623	34.275	29.976	18.947	1'45.821	242,7	18:14'05.117
7	22.615	34.244	31.716	24.667	1'53.242	243,2	18:15'58.359
8	40.636	1'06.815	51.915	31.467	3'10.833	129,5	18:19'09.192
9	35.786	54.926	1'03.367	22.069	2'56.148	154,7	18:22'05.340
10	22.959	35.159	30.329	18.998	1'47.445	244,9	18:23'52.785
11	22.691	34.533	30.193	31.840	1'59.257	243,2	18:25'52.042
12	43.064	1'05.837	59.520	23.603	3'12.024	102,2	18:29'04.066
13	23.088	35.858	30.583	19.373	1'48.902	249,4	18:30'52.968

23/04/2023

P = Pits In/Out - C = Lap Time Cancelled

37 K. SZTUKA							
Lap	Seg.1	Seg.2	Seg.3	Seg.4	Lap Time	km/h	Local Time
1		36.347	30.596	19.356	1'52.855		18:05'12.043
Race Time 1'52.855							

45 J. BEETON (1'46.098)							
Lap	Seg.1	Seg.2	Seg.3	Seg.4	Lap Time	km/h	Local Time
1		36.258	31.510	19.116	1'55.384		18:05'14.572
2	22.857	35.361	33.147	19.639	1'51.004	247,1	18:07'05.576
3	23.355	34.463	30.324	19.085	1'47.227	238,9	18:08'52.803
4	22.612	34.439	30.025	19.022	1'46.098	244,9	18:10'38.901
5	22.561	34.656	30.200	19.023	1'46.440	244,9	18:12'25.341
6	22.756	34.563	30.547	19.097	1'46.963	245,5	18:14'12.304
7	22.820	35.488	34.731	21.163	1'54.202	244,3	18:16'06.506
8	39.468	1'07.142	51.391	33.344	3'11.345	183,7	18:19'17.851
9	32.910	55.595	1'01.880	20.447	2'50.832	188,8	18:22'08.683
10	22.870	34.926	30.752	19.287	1'47.835	247,1	18:23'56.518
11	22.986	36.852	31.381	29.372	2'00.591	241,6	18:25'57.109
12	42.712	1'04.985	58.069	22.826	3'08.592	89,1	18:29'05.701
13	23.133	35.418	30.961	19.770	1'49.282	242,2	18:30'54.983
Race Time 27'35.795							

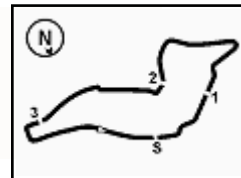
47 N. LACORTE (1'45.742)							
Lap	Seg.1	Seg.2	Seg.3	Seg.4	Lap Time	km/h	Local Time
1		36.096	30.730	19.270	1'52.615		18:05'11.803
2	23.339	34.632	30.230	18.927	1'47.128	236,8	18:06'58.931
3	22.928	34.886	30.588	18.925	1'47.327	236,3	18:08'46.258
4	22.935	34.151	30.001	18.860	1'45.947	233,8	18:10'32.205
5	22.824	34.037	30.032	18.877	1'45.770	234,8	18:12'17.975
6	22.797	34.086	29.998	18.861	1'45.742	235,3	18:14'03.717
7	22.773	34.152	31.492	24.227	1'52.644	235,8	18:15'56.361
8	41.221	1'06.939	51.727	31.373	3'11.260	120,5	18:19'07.621
9	36.304	54.986	1'03.227	22.766	2'57.283	152,8	18:22'04.904
10	23.170	34.848	30.107	18.999	1'47.124	238,4	18:23'52.028
11	22.940	34.172	30.133	31.795	1'59.040	239,5	18:25'51.068
12	42.871	1'05.878	59.714	24.208	3'12.671	103,5	18:29'03.739
13	23.253	35.410	30.366	18.994	1'48.023	237,9	18:30'51.762
Race Time 27'32.574							

48 J. EGOZI (1'46.843)							
Lap	Seg.1	Seg.2	Seg.3	Seg.4	Lap Time	km/h	Local Time
1		36.202	31.108	19.126	1'54.825		18:05'14.013
2	22.902	35.877	30.840	18.933	1'48.552	248,3	18:07'02.565
3	22.648	34.746	30.289	19.160	1'46.843	242,7	18:08'49.408
4	22.625	34.759	30.272	19.234	1'46.890	242,7	18:10'36.298
5	22.798	35.646	30.671	18.996	1'48.111	241,6	18:12'24.409
6	22.742	34.492	30.549	19.197	1'46.980	245,5	18:14'11.389
7	23.519	36.336	34.914	21.642	1'56.411	231,3	18:16'07.800
8	39.035	1'06.846	51.524	33.276	3'10.681	192,2	18:19'18.481
9	32.900	55.502	1'01.840	20.331	2'50.573	193,9	18:22'09.054
10	22.968	34.781	30.735	19.290	1'47.774	241,6	18:23'56.828
11	23.147	36.661	32.045	29.101	2'00.954	247,1	18:25'57.782
12	42.648	1'05.054	57.853	22.669	3'08.224	96,2	18:29'06.006
13	23.115	35.366	30.709	19.739	1'48.929	243,8	18:30'54.935
Race Time 27'35.747							

57 N. BHIROMBHAKDI (1'46.363)							
Lap	Seg.1	Seg.2	Seg.3	Seg.4	Lap Time	km/h	Local Time
1		37.548	32.006	19.289	1'57.206		18:05'16.394
2	22.790	34.681	32.487	19.812	1'49.770	242,2	18:07'06.164
3	23.515	35.118	31.354	19.386	1'49.373	246,6	18:08'55.537
4	22.908	34.494	30.302	19.058	1'46.762	245,5	18:10'42.299
5	22.739	34.266	30.221	19.154	1'46.380	240,5	18:12'28.679
6	22.761	34.419	30.158	19.025	1'46.363	238,4	18:14'15.042
7	22.686	35.282	34.287	21.352	1'53.607	238,4	18:16'08.649



8.5



ACI Racing Weekend Imola, 22-23 Aprile 2023 Italian F4 Championship - Chronological Analysis Final Race

Imola Circuit 4.909 m

Start at 18:03'19.188

4 / 5

8	39.165	1'06.813	51.381	33.236	3'10.595	172,2	18:19'19.244	9	33.604	55.341	1'00.264	19.882	2'49.091	176,2	18:22'11.027
9	32.762	55.771	1'01.336	20.602	2'50.471	184,3	18:22'09.715	10	23.509	34.974	30.714	19.107	1'48.304	238,4	18:23'59.331
10	22.870	34.630	36.044	19.281	1'52.825	241,1	18:24'02.540	11	23.028	36.025	41.221	22.735	2'03.009	244,9	18:26'02.340
11	22.901	35.315	42.790	22.023	2'03.029	242,7	18:26'05.569	12	40.334	1'05.337	57.344	22.097	3'05.112	114,5	18:29'07.452
							Race Time 22'46.381	13	23.382	35.728	31.936	19.407	1'50.453	236,3	18:30'57.905

Race Time 27'38.717

61 F. WIEBELHAUS (1'47.321)

Lap	Seg.1	Seg.2	Seg.3	Seg.4	Lap Time	km/h	Local Time
1		37.245	32.149	19.386	1'59.428		18:05'18.616
2	23.562	34.772	31.130	19.310	1'48.774	236,8	18:07'07.390
3	23.227	35.653	31.061	19.286	1'49.227	244,3	18:08'56.617
4	22.996	34.811	30.578	19.020	1'47.405	244,9	18:10'44.022
5	22.876	34.717	30.663	19.154	1'47.410	243,2	18:12'31.432
6	22.842	34.707	30.578	19.194	1'47.321	242,2	18:14'18.753
7	23.127	34.594	34.125	20.939	1'52.785	237,4	18:16'11.538
8	38.973	1'06.518	51.292	33.254	3'10.037	165,4	18:19'21.575
9	33.344	55.423	1'00.473	19.817	2'49.057	180,0	18:22'10.632
10	23.040	34.745	30.679	19.018	1'47.482	245,5	18:23'58.114
11	23.735	36.235	40.791	22.985	2'03.746	244,3	18:26'01.860
12	40.273	1'05.355	57.335	22.216	3'05.179	114,2	18:29'07.039
13	23.078	36.196	31.790	19.024	1'50.088	244,9	18:30'57.127
							Race Time 27'37.939

78 V. BLOKHINA (1'47.066)

Lap	Seg.1	Seg.2	Seg.3	Seg.4	Lap Time	km/h	Local Time
1		36.763	33.961	19.662	2'01.292		18:05'20.480
2	22.896	35.249	30.600	19.515	1'48.260	241,1	18:07'08.740
3	22.858	35.202	31.240	19.362	1'48.662	240,5	18:08'57.402
4	23.079	34.984	30.573	19.217	1'47.853	244,3	18:10'45.255
5	22.849	34.649	30.561	19.007	1'47.066	241,1	18:12'32.321
6	23.131	34.628	30.385	18.956	1'47.100	243,8	18:14'19.421
7	22.920	35.601	35.462	21.300	1'55.283	242,2	18:16'14.704
8	37.253	1'06.475	51.423	33.255	3'08.406	166,2	18:19'23.110
9	34.203	54.464	1'00.132	19.697	2'48.496	187,5	18:22'11.606
10	23.068	35.125	30.689	19.226	1'48.108	240,5	18:23'59.714
11	23.754	35.557	42.031	22.122	2'03.464	241,1	18:26'03.178
12	40.618	1'05.063	57.470	21.556	3'04.707	106,6	18:29'07.885
13	23.131	35.852	31.952	19.401	1'50.336	243,8	18:30'58.221
							Race Time 27'39.033

62 M. QUONDAMCARLO (1'47.241)

Lap	Seg.1	Seg.2	Seg.3	Seg.4	Lap Time	km/h	Local Time
1		37.137	32.601	19.625	2'00.831		18:05'20.019
2	23.056	35.272	30.624	19.693	1'48.645	243,8	18:07'08.664
3	23.428	35.058	31.488	19.426	1'49.400	237,4	18:08'58.064
4	22.936	34.845	30.572	19.205	1'47.558	241,6	18:10'45.622
5	22.895	34.775	30.390	19.181	1'47.241	244,9	18:12'32.863
6	23.733	34.765	30.425	19.122	1'48.045	242,7	18:14'20.908
7	22.909	34.755	35.730	21.505	1'54.899	239,5	18:16'15.807
8	37.204	1'06.086	51.602	33.217	3'08.109	186,5	18:19'23.916
9	34.582	53.888	59.989	19.743	2'48.202	196,7	18:22'12.118
10	23.331	35.434	30.900	19.147	1'48.812	243,8	18:24'00.930
11	22.899	36.214	42.331	22.206	2'03.650	238,9	18:26'04.580
12	40.742	1'05.327	57.295	21.303	3'04.667	114,0	18:29'09.247
13	23.227	35.260	31.971	19.323	1'49.781	241,1	18:30'59.028
							Race Time 27'39.840

85 M. DE PALO (1'45.784)

Lap	Seg.1	Seg.2	Seg.3	Seg.4	Lap Time	km/h	Local Time
1		36.160	31.000	19.219	1'53.948		18:05'13.136
2	22.865	36.408	30.385	18.974	1'48.632	243,8	18:07'01.768
3	22.959	34.183	30.232	19.012	1'46.386	248,8	18:08'48.154
4	22.987	34.161	30.091	18.883	1'46.122	246,6	18:10'34.276
5	22.689	34.118	30.146	18.856	1'45.809	242,7	18:12'20.085
6	22.655	34.149	30.069	18.911	1'45.784	240,5	18:14'05.869
7	22.551	34.219	32.575	23.991	1'53.336	243,8	18:15'59.205
8	41.135	1'06.670	52.124	31.163	3'11.092	148,8	18:19'10.297
9	35.673	55.215	1'03.236	21.723	2'55.847	144,4	18:22'06.144
10	22.915	35.348	31.021	19.270	1'48.554	245,5	18:23'54.698
11	23.121	34.248	30.247	30.335	1'57.951	235,8	18:25'52.649
12	42.945	1'05.964	59.364	23.549	3'11.822	99,2	18:29'04.471
13	22.871	35.901	30.896	19.165	1'48.833	242,2	18:30'53.304
							Race Time 27'34.116

63 G. LUCHETTI (1'47.580)

Lap	Seg.1	Seg.2	Seg.3	Seg.4	Lap Time	km/h	Local Time
1		37.174	33.507	19.646	2'02.592		18:05'21.780
2	23.204	35.197	30.926	19.262	1'48.589	238,9	18:07'10.369
3	23.099	35.109	30.935	19.508	1'48.651	241,6	18:08'59.020
4	23.282	35.433	30.774	19.274	1'48.763	241,6	18:10'47.783
5	23.021	34.692	30.647	19.220	1'47.580	237,4	18:12'35.363
6	23.052	34.817	30.825	19.245	1'47.939	236,8	18:14'23.302
7	22.983	35.203	36.253	20.775	1'55.214	238,9	18:16'18.516
8	37.305	1'05.148	52.115	32.877	3'07.445	206,1	18:19'25.961
9	35.681	52.524	1'00.052	19.679	2'47.936	174,5	18:22'13.897
10	23.237	35.009	31.581	20.261	1'50.088	237,9	18:24'03.985
11	23.227	34.939	42.300	21.988	2'02.454	235,8	18:26'06.439
12	40.993	1'05.696	56.475	21.061	3'04.225	97,0	18:29'10.664
13	23.198	35.386	31.206	19.446	1'49.236	238,4	18:30'59.900
							Race Time 27'40.712

88 G. PEEBLES (1'46.955)

Lap	Seg.1	Seg.2	Seg.3	Seg.4	Lap Time	km/h	Local Time
1		35.928	32.678	19.525	2'01.893		18:05'21.081
2	22.955	34.868	30.780	19.323	1'47.926	246,6	18:07'09.007
3	23.298	35.118	31.323	19.674	1'49.413	244,3	18:08'58.420
4	23.362	35.145	30.475	19.099	1'48.081	239,5	18:10'46.501
5	22.748	34.633	30.414	19.160	1'46.955	244,9	18:12'33.456
6	23.416	35.114	30.495	19.047	1'48.072	245,5	18:14'21.528
7	22.755	34.988	36.575	21.498	1'55.816	247,7	18:16'17.344
8	36.771	1'05.980	51.694	33.113	3'07.558	194,6	18:19'24.902
9	35.222	53.260	59.793	19.418	2'47.693	195,7	18:22'12.595
10	23.013	35.063	30.361	18.953	1'47.390	247,7	18:23'59.985
11	23.635	35.700	42.153	22.076	2'03.564	249,4	18:26'03.549
12	40.716	1'05.170	57.414	21.367	3'04.667	102,4	18:29'08.216
13	23.063	35.868	31.828	19.580	1'50.339	247,1	18:30'58.555
							Race Time 27'39.367

76 R. NARAC (1'47.390)

Lap	Seg.1	Seg.2	Seg.3	Seg.4	Lap Time	km/h	Local Time
1		37.075	32.239	19.255	1'58.977		18:05'18.165
2	22.988	35.107	31.003	19.528	1'48.626	243,8	18:07'06.791
3	23.237	35.711	31.176	19.073	1'49.197	238,4	18:08'55.988
4	22.990	34.776	30.547	19.077	1'47.390	244,3	18:10'43.378
5	23.166	34.832	30.685	19.050	1'47.733	241,6	18:12'31.111
6	22.928	34.700	30.591	19.458	1'47.677	235,3	18:14'18.788
7	23.292	35.201	34.801	20.364	1'53.658	236,8	18:16'12.446
8	38.562	1'06.534	51.338	33.056	3'09.490	159,1	18:19'21.936

93 M. QUINTARELLI (1'46.333)

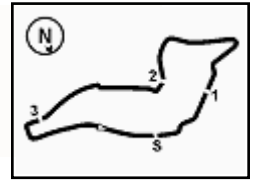
Lap	Seg.1	Seg.2	Seg.3	Seg.4	Lap Time	km/h	Local Time
1		36.702	32.229	19.205	1'58.610		18:05'17.798
2	22.868	34.935	31.279	19.739	1'48.821	239,5	18:07'06.619
3	23.341	35.336	30.993	19.459	1'49.129	243,8	18:08'55.748
4	22.888	34.591	30.386	19.076	1'46.941	246,0	18:10'42.689
5	22.825	34.603	30.344	19.042	1'46.814	242,2	18:12'29.503
6	22.756	34.215	30.348	19.014	1'46.333	242,2	18:14'15.836
7	22.750	34.767	34.975	20.858	1'53.350	238,9	18:16'09.186

23/04/2023

P = Pits In/Out - C = Lap Time Cancelled



8.5



Imola Circuit 4.909 m

5 / 5

ACI Racing Weekend Imola, 22-23 Aprile 2023 Italian F4 Championship - Chronological Analysis Final Race

Start at 18:03'19.188

8	39.453	1'06.758	51.590	33.312	3'11.113	165,4	18:19'20.299	
9	32.444	56.171	1'00.877	20.292	2'49.784	190,1	18:22'10.083	
10	23.311	34.771	30.729	19.122	1'47.933	235,3	18:23'58.016	
11	25.318	35.401	41.923	22.181	2'04.823	238,4	18:26'02.839	
12	40.568	1'05.020	57.470	21.643	3'04.701	102,5	18:29'07.540	
13	22.912	35.594	31.650	19.131	1'49.287	241,6	18:30'56.827	
							Race Time	27'37.639

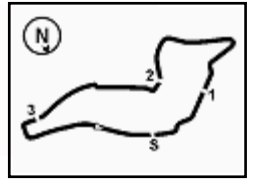
23/04/2023

P = Pits In/Out - C = Lap Time Cancelled



Powered by FICr PERUGIA TIMING

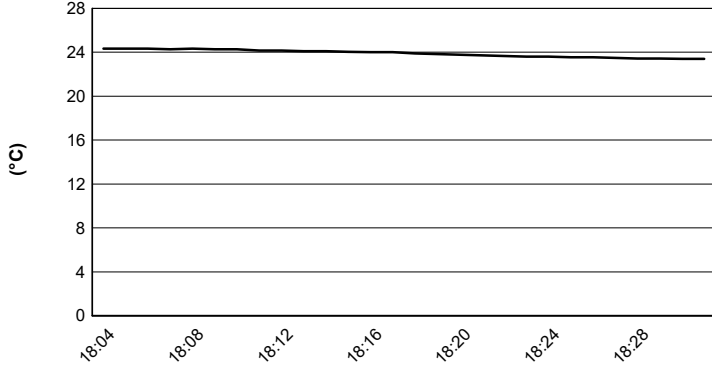




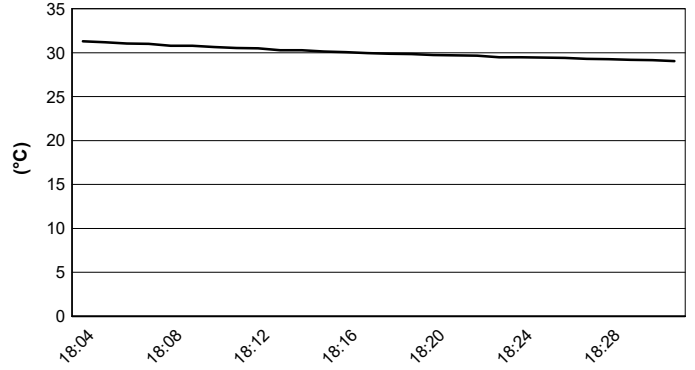
Imola Circuit 4.909 m

ACI Racing Weekend Imola, 22-23 Aprile 2023
Italian F4 Championship - Weather Report Final Race
 Session started 18:04 - Session ended 18:32

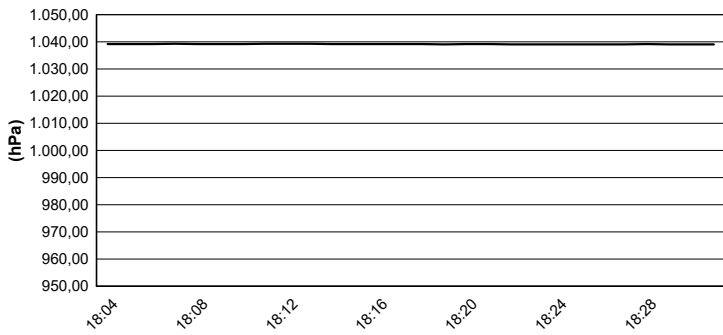
Air Temperature



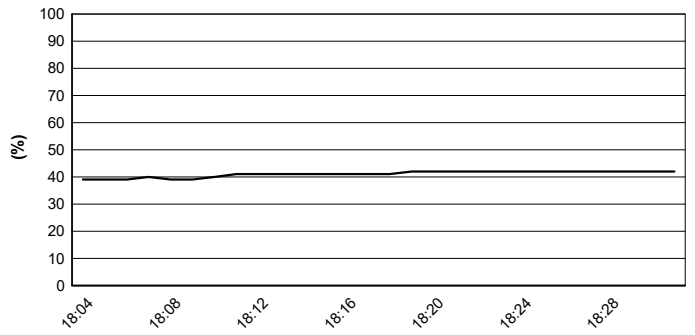
Track Temperature



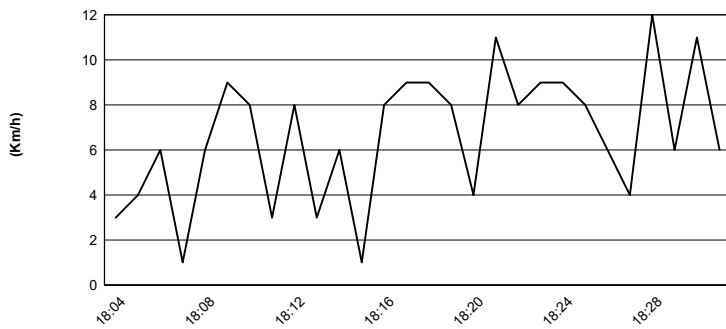
Air Pressure



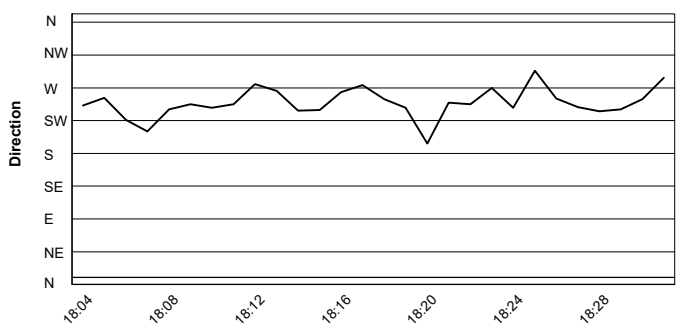
Humidity



Wind Speed

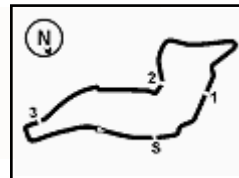


Wind Direction



23/04/2023




ACI Racing Weekend Imola, 22-23 Aprile 2023
Italian F4 Championship - Starting Grid - Final Race (Duration: 25' +1 Lap)

63	LUCHETTI G. Airflow Racing	Tatuus	66	LIU R. US Racing	Tatuus	18
21	HAUSMANN T. AKM Motorsport	Tatuus	27	ISCHER E. Jenzer Motorsport	Tatuus	17
62	QUONDAMCARLO M. AS Motorsport	Tatuus	5	LARINI D. AKM Motorsport	Tatuus	16
11	AKHMEDKHODJAEV I Van Amersfoort Racing	Tatuus	61	WIEBELHAUS F. AS Motorsport	Tatuus	15
78	BLOKHINA V. PHM Racing	Tatuus	88	PEEBLES G. AKM Motorsport	Tatuus	14
93	QUINTARELLI M. R-ace GP	Tatuus	76	NARAC R. R-ace GP	Tatuus	13
7	FERREIRA M. Van Amersfoort Racing	Tatuus	26	KIM H. Jenzer Motorsport	Tatuus	12
29	ELKIN A. Jenzer Motorsport	Tatuus	16	NOBELS A. Prema Racing	Tatuus	11
12	PRADEL G. US Racing	Tatuus	19	CARRASQUEDO J. BVM Racing	Tatuus	10
45	BEETON J. Van Amersfoort Racing	Tatuus	8	TAPONEN T. Prema Racing	Tatuus	9
57	BHIROMBHAKDI N. PHM Racing	Tatuus	22	DELIGNY E. AKM Motorsport	Tatuus	8
48	EGOZI J. PHM Racing	Tatuus	85	DE PALO M. R-ace GP	Tatuus	7
13	WHARTON J. Prema Racing	Tatuus	14	AL DHAHERI R. Prema Racing	Tatuus	6
31	BOHRA A. US Racing	Tatuus	10	KLUSS V. PHM Racing	Tatuus	5
9	SPINA A. BVM Racing	Tatuus	20	DAVID Z. US Racing	Tatuus	4
37	SZTUKA K. US Racing	Tatuus	3	UGOCHUKWU U. Prema Racing	Tatuus	3
17	DOMINGUES I. Van Amersfoort Racing	Tatuus	15	BADOER B. Van Amersfoort Racing	Tatuus	2
23	LINDBLAD A. Prema Racing	Tatuus	47	LACORTE N. Prema Racing	Tatuus	1

Driver 66 (Liu R.) drops 2 positions per Stewards decision n.14

23/04/2023 Stewards

