

ACI Racing Weekend Misano, 6-7 Maggio 2023

Italian F4 Championship - Results Collective Test 1

Misano Circuit Sic 58 4.226 m

1 / 3

No.	Driver	Nat	Entrant	Team	Car	Class	Time	Gap	Rel.	Laps
1	15 BADOER Brando	ITA	Van Amersfoort Racing	Van Amersfoort Racing (NLD)	Tatuus F4-T421		1'34.755			39
2	13 WHARTON James	AUS	Prema Racing	Prema Racing (ITA)	Tatuus F4-T421		1'34.891	0.136	0.136	29
3	23 LINDBLAD Arvid	GBR	Prema Racing	Prema Racing (ITA)	Tatuus F4-T421	R	1'34.977	0.222	0.086	29
4	8 TAPONEN Tuukka	FIN	Prema Racing	Prema Racing (ITA)	Tatuus F4-T421	R	1'34.989	0.234	0.012	29
5	17 DOMINGUES Ivan	POR	Van Amersfoort Racing	Van Amersfoort Racing (NLD)	Tatuus F4-T421		1'35.004	0.249	0.015	40
6	20 DAVID Zachary	MLT	US Racing	US Racing (DEU)	Tatuus F4-T421	R	1'35.117	0.362	0.113	33
7	3 UGOCHUKWU Ugo	USA	Prema Racing	Prema Racing (ITA)	Tatuus F4-T421		1'35.240	0.485	0.123	28
8	7 FERREIRA Matheus	BRA	Van Amersfoort Racing	Van Amersfoort Racing (NLD)	Tatuus F4-T421	R	1'35.283	0.528	0.043	39
9	37 SZTUKA Kacper	POL	US Racing	US Racing (DEU)	Tatuus F4-T421		1'35.326	0.571	0.043	41
10	31 BOHRA Akshay	SGP	US Racing	US Racing (DEU)	Tatuus F4-T421	R	1'35.384	0.629	0.058	39
11	12 PRADEL Gianmarco	AUS	US Racing	US Racing (DEU)	Tatuus F4-T421	R	1'35.510	0.755	0.126	32
12	47 LACORTE Nicola	ITA	Prema Racing	Prema Racing (ITA)	Tatuus F4-T421	R	1'35.546	0.791	0.036	32
13	29 ELKIN Ariel	ISR	Jenzer Motorsport	Jenzer Motorsport (CHE)	Tatuus F4-T421	R	1'35.549	0.794	0.003	39
14	9 SPINA Alfio	ITA	BVM Racing	BVM Racing (ITA)	Tatuus F4-T421		1'35.679	0.924	0.130	39
15	21 HAUSMANN Tina	CHE	AKM Motorsport	AKM Motorsport (SMR)	Tatuus F4-T421	R	1'35.697	0.942	0.018	32
16	76 NARAC Raphael	FRA	R-ace GP	R-ace GP (FRA)	Tatuus F4-T421		1'35.747	0.992	0.050	38
17	27 ISCHER Ethan	CHE	Jenzer Motorsport	Jenzer Motorsport (CHE)	Tatuus F4-T421		1'35.775	1.020	0.028	30
18	14 AL DHAHERI Rashid	UAE	Prema Racing	Prema Racing (ITA)	Tatuus F4-T421	R	1'35.822	1.067	0.047	29
19	5 LARINI Davide	ITA	AKM Motorsport	AKM Motorsport (SMR)	Tatuus F4-T421	R	1'35.885	1.130	0.063	36
20	45 BEETON Jack	AUS	Van Amersfoort Racing	Van Amersfoort Racing (NLD)	Tatuus F4-T421	R	1'35.928	1.173	0.043	40
21	66 LIU Ruiqi	CHN	US Racing	US Racing (DEU)	Tatuus F4-T421	R	1'35.976	1.221	0.048	31
22	10 KLUSS Valentin	DEU	PHM Racing	PHM Racing (DEU)	Tatuus F4-T421		1'35.992	1.237	0.016	43
23	93 QUINTARELLI Matteo	UAE	R-ace GP	R-ace GP (FRA)	Tatuus F4-T421	R	1'36.043	1.288	0.051	34
24	11 AKHMEDKHODJAEV Ismail	UZB	Van Amersfoort Racing	Van Amersfoort Racing (NLD)	Tatuus F4-T421		1'36.062	1.307	0.019	40
25	18 FRASSINETI Andrea	ITA	BVM Racing	BVM Racing (ITA)	Tatuus F4-T421		1'36.070	1.315	0.008	29
26	26 KIM Hwarang	KOR	Jenzer Motorsport	Jenzer Motorsport (CHE)	Tatuus F4-T421		1'36.152	1.397	0.082	29
27	16 NOBELS Aurelia Corine	BEL	Prema Racing	Prema Racing (ITA)	Tatuus F4-T421		1'36.174	1.419	0.022	24
28	78 BLOKHINA Viktoria		PHM Racing	PHM Racing (DEU)	Tatuus F4-T421		1'36.208	1.453	0.034	34
29	57 BHIROMBHAKDI Nandavhud	THA	PHM Racing	PHM Racing (DEU)	Tatuus F4-T421		1'36.343	1.588	0.135	39
30	48 EGOZI James	USA	PHM Racing	PHM Racing (DEU)	Tatuus F4-T421	R	1'36.390	1.635	0.047	22
31	87 LUND Frederik	DNK	AKM Motorsport	AKM Motorsport (SMR)	Tatuus F4-T421		1'36.460	1.705	0.070	29
32	62 QUONDAMCARLO Manuel	ITA	AS Motorsport	AS Motorsport (SLO)	Tatuus F4-T421	R	1'36.528	1.773	0.068	47
33	64 CUCCARESE Max	ITA	AS Motorsport	AS Motorsport (SLO)	Tatuus F4-T421		1'38.250	3.495	1.722	38
34	63 LUCHETTI Guido	ITA	Airflow Racing	Airflow Racing (ITA)	Tatuus F4-T421	R	1'38.290	3.535	0.040	25

Humidity:	67%	AIR	18°C
Condition:	DRY	Track	20°C

Clerk of the Course : Fabrizio Fondacci

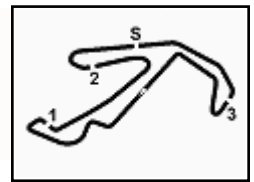
Race Director : Alessandro Ferrari

Start	End
04/05/2023 08:59	11:02



Powered by FICr PERUGIA TIMING





ACI Racing Weekend Misano, 6-7 Maggio 2023

Italian F4 Championship - Results Collective Test 1

Misano Circuit Sic 58 4.226 m
2 / 3

Highlights

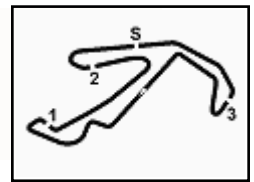
08.51		F4 TEST 1 - START IN TIME
08.59		Start
09.00		PIT LANE OPEN
09.08	62 M. QUONDAMCARLO	Time Deleted (1'39.090) - Exceeded Track Limits - Turn 14
09.09	48 J. EGOZI	Time Deleted (1'40.401) - Exceeded Track Limits - Turn 14
09.10	10 V. KLUSS	Time Deleted (1'38.025) - Exceeded Track Limits - Turn 14
09.12	8 T. TAPONEN	Time Deleted (1'41.874) - Exceeded Track Limits - Turn 14
09.12	17 I. DOMINGUES	Time Deleted (1'37.231) - Exceeded Track Limits - Turn 14
09.13	15 B. BADOER	Time Deleted (1'37.097) - Exceeded Track Limits - Turn 14
09.14	10 V. KLUSS	Time Deleted (1'36.785) - Exceeded Track Limits - Turn 8
09.15	62 M. QUONDAMCARLO	Time Deleted (1'38.693) - Exceeded Track Limits - Turn 16
09.15	57 N. BHIROMBHAKDI	Time Deleted (1'37.354) - Exceeded Track Limits - Turn 14
09.15	8 T. TAPONEN	Time Deleted (1'37.591) - Exceeded Track Limits - Turn 14
09.16	14 R. AL DHAHERI	Time Deleted (1'36.755) - Exceeded Track Limits - Turn 13
09.18	87 F. LUND	Time Deleted (1'38.119) - Exceeded Track Limits - Turn 3
09.18	45 J. BEETON	Time Deleted (1'37.498) - Exceeded Track Limits - Turn 16
09.19	10 V. KLUSS	Time Deleted (1'48.846) - Exceeded Track Limits - Turn 8
09.19	13 J. WHARTON	Time Deleted (1'35.496) - Exceeded Track Limits - Turn 8
09.20	15 B. BADOER	Time Deleted (8'42.758) - Exceeded Track Limits - Turn 3
09.20	23 A. LINDBLAD	Time Deleted (1'35.864) - Exceeded Track Limits - Turn 8
09.22	12 G. PRADEL	Time Deleted (1'42.236) - Exceeded Track Limits - Turn 3
09.22	11 I. AKHMEDKHODJAEV	Time Deleted (1'39.975) - Exceeded Track Limits - Turn 8
09.26	31 A. BOHRA	Time Deleted (12'40.899) - Exceeded Track Limits - Turn 8
09.26	62 M. QUONDAMCARLO	Time Deleted (1'42.494) - Exceeded Track Limits - Turn 8
09.29	76 R. NARAC	Time Deleted (1'37.856) - Exceeded Track Limits - Turn 8
09.29	10 V. KLUSS	Time Deleted (1'37.591) - Exceeded Track Limits - Turn 16
09.30	76 R. NARAC	Time Deleted (1'39.115) - Exceeded Track Limits - Turn 8
09.31	48 J. EGOZI	Time Deleted (1'36.860) - Exceeded Track Limits - Turn 8
09.32	18 A. FRASSINETI	Time Deleted (8'47.297) - Exceeded Track Limits - Turn 13
09.32	57 N. BHIROMBHAKDI	Time Deleted (1'37.020) - Exceeded Track Limits - Turn 8
09.32	18 A. FRASSINETI	Time Deleted (1'37.415) - Exceeded Track Limits - Turn 8
09.33	62 M. QUONDAMCARLO	Time Deleted (1'41.858) - Exceeded Track Limits - Turn 8
09.33	37 K. SZTUKA	Time Deleted (1'43.118) - Exceeded Track Limits - Turn 8
09.33	57 N. BHIROMBHAKDI	Time Deleted (1'36.347) - Exceeded Track Limits - Turn 8
09.35	18 A. FRASSINETI	Time Deleted (1'37.994) - Exceeded Track Limits - Turn 13
09.35	48 J. EGOZI	Time Deleted (1'37.157) - Exceeded Track Limits - Turn 13
09.35	57 N. BHIROMBHAKDI	Time Deleted (1'36.111) - Exceeded Track Limits - Turn 8
09.39	27 E. ISCHER	Time Deleted (1'40.370) - Exceeded Track Limits - Turn 3
09.41	66 R. LIU	Time Deleted (1'37.106) - Exceeded Track Limits - Turn 13
09.41	21 T. HAUSMANN	Time Deleted (1'36.541) - Exceeded Track Limits - Turn 13
09.45	18 A. FRASSINETI	Time Deleted (47'28.843) - Exceeded Track Limits - Turn 3
09.48	10 V. KLUSS	Time Deleted (1'36.177) - Exceeded Track Limits - Turn 13
09.48	64 M. CUCCARESE	Time Deleted (1'40.370) - Exceeded Track Limits - Turn 8
09.49	31 A. BOHRA	Time Deleted (1'35.877) - Exceeded Track Limits - Turn 8
09.49	20 Z. DAVID	Time Deleted (1'37.372) - Exceeded Track Limits - Turn 13
09.50	66 R. LIU	Time Deleted (1'36.636) - Exceeded Track Limits - Turn 8
09.52	76 R. NARAC	Time Deleted (1'39.439) - Exceeded Track Limits - Turn 16
09.53		TEAM MANAGER CARS 11-48 REPORT TO THE RACE CONTROL
09.56	64 M. CUCCARESE	Time Deleted (1'39.665) - Exceeded Track Limits - Turn 8
09.57	57 N. BHIROMBHAKDI	Time Deleted (1'36.331) - Exceeded Track Limits - Turn 13
10.00		RED FLAG
10.06		Green Flag
10.10	62 M. QUONDAMCARLO	Time Deleted (1'37.527) - Exceeded Track Limits - Turn 16
10.16	62 M. QUONDAMCARLO	Time Deleted (1'36.953) - Exceeded Track Limits - Turn 8
10.28	45 J. BEETON	Time Deleted (1'37.859) - Exceeded Track Limits - Turn 8
10.29	23 A. LINDBLAD	Time Deleted (1'35.890) - Exceeded Track Limits - Turn 13
10.29	20 Z. DAVID	Time Deleted (1'38.942) - Exceeded Track Limits - Turn 8
10.30	3 U. UGOCHUKWU	Time Deleted (1'37.007) - Exceeded Track Limits - Turn 13
10.30	8 T. TAPONEN	Time Deleted (1'36.257) - Exceeded Track Limits - Turn 8
10.31	20 Z. DAVID	Time Deleted (1'35.718) - Exceeded Track Limits - Turn 13
10.33	26 H. KIM	Time Deleted (1'36.413) - Exceeded Track Limits - Turn 8
10.33	10 V. KLUSS	Time Deleted (1'36.824) - Exceeded Track Limits - Turn 8

Clerk of the Course : Fabrizio Fondacci

Race Director : Alessandro Ferrari

Start 08:59
End 11:02
04/05/2023





ACI Racing Weekend Misano, 6-7 Maggio 2023

Italian F4 Championship - Results Collective Test 1

Misano Circuit Sic 58 4.226 m
3 / 3

10.34	26	H. KIM	Time Deleted (1'36.661) - Exceeded Track Limits - Turn 8
10.35	57	N. BHIROMBHAKDI	Time Deleted (1'37.055) - Exceeded Track Limits - Turn 13
10.35	45	J. BEETON	Time Deleted (1'36.880) - Exceeded Track Limits - Turn 13
10.36	15	B. BADOER	Time Deleted (1'39.455) - Exceeded Track Limits - Turn 13
10.37			RED FLAG
10.42			Green Flag
10.46	57	N. BHIROMBHAKDI	Time Deleted (1'36.561) - Exceeded Track Limits - Turn 8
10.47	87	F. LUND	Time Deleted (1'47.636) - Exceeded Track Limits - Turn 3
10.47	3	U. UGOCHUKWU	Time Deleted (1'39.849) - Exceeded Track Limits - Turn 13
10.49	7	M. FERREIRA	Time Deleted (1'35.842) - Exceeded Track Limits - Turn 13
10.49	31	A. BOHRA	Time Deleted (1'35.278) - Exceeded Track Limits - Turn 8
10.49	8	T. TAPONEN	Time Deleted (1'37.856) - Exceeded Track Limits - Turn 13
10.50	45	J. BEETON	Time Deleted (1'35.653) - Exceeded Track Limits - Turn 13
10.50	45	J. BEETON	Time Deleted (1'36.254) - Exceeded Track Limits - Turn 3
10.50	8	T. TAPONEN	Time Deleted (1'36.282) - Exceeded Track Limits - Turn 13
10.53	26	H. KIM	Time Deleted (1'49.956) - Exceeded Track Limits - Turn 3
10.59	10	V. KLUSS	Time Deleted (1'37.044) - Exceeded Track Limits - Turn 13
11.01	45	J. BEETON	Current Lap Deleted - Exceeded Track Limits - Turn 13
11.02			End of Session

Fastest Laps Sequence

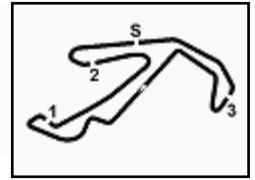
No.	Entrant	Nat	Team	Car	Local Time	Time	Gap	Avg
76	R. NARAC	FRA	R-ace GP	Tatuus F4-T421	09:03'43.055	1'42.233		148,813
76	R. NARAC	FRA	R-ace GP	Tatuus F4-T421	09:05'23.261	1'40.206	-2.027	151,823
9	A. SPINA	ITA	BVM Racing	Tatuus F4-T421	09:05'32.649	1'38.768	-1.438	154,034
9	A. SPINA	ITA	BVM Racing	Tatuus F4-T421	09:08'49.536	1'38.063	-0.705	155,141
9	A. SPINA	ITA	BVM Racing	Tatuus F4-T421	09:10'27.050	1'37.514	-0.549	156,015
10	V. KLUSS	DEU	PHM Racing	Tatuus F4-T421	09:11'56.096	1'37.156	-0.358	156,589
9	A. SPINA	ITA	BVM Racing	Tatuus F4-T421	09:12'04.129	1'37.079	-0.077	156,714
31	A. BOHRA	SGP	US Racing	Tatuus F4-T421	09:12'31.350	1'36.753	-0.326	157,242
13	J. WHARTON	AUS	Prema Racing	Tatuus F4-T421	09:12'37.979	1'36.293	-0.460	157,993
13	J. WHARTON	AUS	Prema Racing	Tatuus F4-T421	09:14'14.126	1'36.147	-0.146	158,233
37	K. SZTUKA	POL	US Racing	Tatuus F4-T421	09:14'33.951	1'35.806	-0.341	158,796
37	K. SZTUKA	POL	US Racing	Tatuus F4-T421	09:16'09.478	1'35.527	-0.279	159,260
37	K. SZTUKA	POL	US Racing	Tatuus F4-T421	09:19'26.491	1'35.370	-0.157	159,522
8	T. TAPONEN	FIN	Prema Racing	Tatuus F4-T421	09:20'43.178	1'35.329	-0.041	159,590
15	B. BADOER	ITA	Van Amersfoort Racing	Tatuus F4-T421	09:39'32.779	1'35.205	-0.124	159,798
15	B. BADOER	ITA	Van Amersfoort Racing	Tatuus F4-T421	09:45'57.166	1'35.057	-0.148	160,047
17	I. DOMINGUES	POR	Van Amersfoort Racing	Tatuus F4-T421	10:49'11.927	1'35.004	-0.053	160,136
15	B. BADOER	ITA	Van Amersfoort Racing	Tatuus F4-T421	10:51'54.510	1'34.755	-0.249	160,557

Clerk of the Course : Fabrizio Fondacci

Race Director : Alessandro Ferrari

Start 08:59
End 11:02
04/05/2023





ACI Racing Weekend Misano, 6-7 Maggio 2023

Italian F4 Championship - Best Sectors & Speed Collective Test 1

BEST LAP

1	15 BADOER Brando	Tatuus F4-T421	1'34.755
2	13 WHARTON James	Tatuus F4-T421	1'34.891
3	23 LINDBLAD Arvid	Tatuus F4-T421	1'34.977
4	8 TAPONEN Tuukka	Tatuus F4-T421	1'34.989
5	17 DOMINGUES Ivan	Tatuus F4-T421	1'35.004
6	20 DAVID Zachary	Tatuus F4-T421	1'35.117
7	3 UGOCHUKWU Ugo	Tatuus F4-T421	1'35.240
8	7 FERREIRA Matheus	Tatuus F4-T421	1'35.283
9	37 SZTUKA Kacper	Tatuus F4-T421	1'35.326
10	31 BOHRA Akshay	Tatuus F4-T421	1'35.384
11	12 PRADEL Gianmarco	Tatuus F4-T421	1'35.510
12	47 LACORTE Nicola	Tatuus F4-T421	1'35.546
13	29 ELKIN Ariel	Tatuus F4-T421	1'35.549
14	9 SPINA Alfio	Tatuus F4-T421	1'35.679
15	21 HAUSMANN Tina	Tatuus F4-T421	1'35.697
16	76 NARAC Raphael	Tatuus F4-T421	1'35.747
17	27 ISCHER Ethan	Tatuus F4-T421	1'35.775
18	14 AL DHAHERI Rashid	Tatuus F4-T421	1'35.822
19	5 LARINI Davide	Tatuus F4-T421	1'35.885
20	45 BEETON Jack	Tatuus F4-T421	1'35.928
21	66 LIU Ruiqi	Tatuus F4-T421	1'35.976
22	10 KLUSS Valentin	Tatuus F4-T421	1'35.992
23	93 QUINTARELLI Matteo	Tatuus F4-T421	1'36.043
24	11 AKHMEDKHODJAEV Ismail	Tatuus F4-T421	1'36.062
25	18 FRASSINETI Andrea	Tatuus F4-T421	1'36.070
26	26 KIM Hwarang	Tatuus F4-T421	1'36.152
27	16 NOBELS Aurelia Corine	Tatuus F4-T421	1'36.174
28	78 BLOKHINA Viktoria	Tatuus F4-T421	1'36.208
29	57 BHIROMBHAKDI Nandavhud	Tatuus F4-T421	1'36.343
30	48 EGOZI James	Tatuus F4-T421	1'36.390
31	87 LUND Frederik	Tatuus F4-T421	1'36.460
32	62 QUONDAMCARLO Manuel	Tatuus F4-T421	1'36.528
33	64 CUCCARESE Max	Tatuus F4-T421	1'38.250
34	63 LUCHETTI Guido	Tatuus F4-T421	1'38.290

SPEED

1	31 BOHRA Akshay	Tatuus F4-T421	205,3
2	12 PRADEL Gianmarco	Tatuus F4-T421	204,9
3	47 LACORTE Nicola	Tatuus F4-T421	204,5
4	20 DAVID Zachary	Tatuus F4-T421	204,5
5	16 NOBELS Aurelia Corine	Tatuus F4-T421	204,5
6	7 FERREIRA Matheus	Tatuus F4-T421	204,5
7	21 HAUSMANN Tina	Tatuus F4-T421	204,5
8	8 TAPONEN Tuukka	Tatuus F4-T421	204,2
9	13 WHARTON James	Tatuus F4-T421	203,8
10	3 UGOCHUKWU Ugo	Tatuus F4-T421	203,8
11	37 SZTUKA Kacper	Tatuus F4-T421	203,4
12	23 LINDBLAD Arvid	Tatuus F4-T421	203,4
13	17 DOMINGUES Ivan	Tatuus F4-T421	203,4
14	5 LARINI Davide	Tatuus F4-T421	203,0
15	27 ISCHER Ethan	Tatuus F4-T421	203,0
16	14 AL DHAHERI Rashid	Tatuus F4-T421	203,0
17	45 BEETON Jack	Tatuus F4-T421	203,0
18	11 AKHMEDKHODJAEV Ismail	Tatuus F4-T421	202,6
19	76 NARAC Raphael	Tatuus F4-T421	202,6
20	18 FRASSINETI Andrea	Tatuus F4-T421	202,6
21	93 QUINTARELLI Matteo	Tatuus F4-T421	202,6
22	62 QUONDAMCARLO Manuel	Tatuus F4-T421	202,2
23	87 LUND Frederik	Tatuus F4-T421	202,2
24	10 KLUSS Valentin	Tatuus F4-T421	201,9
25	15 BADOER Brando	Tatuus F4-T421	201,9
26	29 ELKIN Ariel	Tatuus F4-T421	201,9
27	9 SPINA Alfio	Tatuus F4-T421	201,9
28	48 EGOZI James	Tatuus F4-T421	201,5
29	57 BHIROMBHAKDI Nandavhud	Tatuus F4-T421	201,5
30	66 LIU Ruiqi	Tatuus F4-T421	200,7
31	64 CUCCARESE Max	Tatuus F4-T421	200,4
32	78 BLOKHINA Viktoria	Tatuus F4-T421	200,0
33	26 KIM Hwarang	Tatuus F4-T421	200,0
34	63 LUCHETTI Guido	Tatuus F4-T421	199,6

SEG. 1

1	15 BADOER Brando	24.221
2	17 DOMINGUES Ivan	24.341
3	8 TAPONEN Tuukka	24.349
4	13 WHARTON James	24.359
5	23 LINDBLAD Arvid	24.364
6	7 FERREIRA Matheus	24.385
7	37 SZTUKA Kacper	24.397
8	3 UGOCHUKWU Ugo	24.411
9	20 DAVID Zachary	24.432
10	31 BOHRA Akshay	24.442
11	12 PRADEL Gianmarco	24.469
12	29 ELKIN Ariel	24.478
13	9 SPINA Alfio	24.564
14	66 LIU Ruiqi	24.592
15	47 LACORTE Nicola	24.600
16	21 HAUSMANN Tina	24.611
17	14 AL DHAHERI Rashid	24.637
18	76 NARAC Raphael	24.647
19	45 BEETON Jack	24.651
20	18 FRASSINETI Andrea	24.676
21	10 KLUSS Valentin	24.679
22	11 AKHMEDKHODJAEV Is	24.686
23	57 BHIROMBHAKDI Nanda	24.687
24	5 LARINI Davide	24.689
25	26 KIM Hwarang	24.691
26	16 NOBELS Aurelia Corine	24.692
27	27 ISCHER Ethan	24.709
28	93 QUINTARELLI Matteo	24.729
29	78 BLOKHINA Viktoria	24.729
30	48 EGOZI James	24.737
31	87 LUND Frederik	24.749
32	62 QUONDAMCARLO Man	24.813
33	64 CUCCARESE Max	25.292
34	63 LUCHETTI Guido	25.345

SEG. 2

1	8 TAPONEN Tuukka	22.823
2	3 UGOCHUKWU Ugo	22.842
3	20 DAVID Zachary	22.850
4	13 WHARTON James	22.862
5	15 BADOER Brando	22.876
6	29 ELKIN Ariel	22.879
7	23 LINDBLAD Arvid	22.888
8	7 FERREIRA Matheus	22.896
9	14 AL DHAHERI Rashid	22.920
10	17 DOMINGUES Ivan	22.922
11	47 LACORTE Nicola	22.930
12	37 SZTUKA Kacper	22.931
13	31 BOHRA Akshay	22.935
14	45 BEETON Jack	22.954
15	12 PRADEL Gianmarco	22.961
16	93 QUINTARELLI Matteo	22.964
17	27 ISCHER Ethan	22.978
18	76 NARAC Raphael	22.992
19	18 FRASSINETI Andrea	22.994
20	21 HAUSMANN Tina	23.005
21	9 SPINA Alfio	23.021
22	78 BLOKHINA Viktoria	23.044
23	16 NOBELS Aurelia Corine	23.051
24	10 KLUSS Valentin	23.068
25	26 KIM Hwarang	23.080
26	66 LIU Ruiqi	23.090
27	5 LARINI Davide	23.096
28	57 BHIROMBHAKDI Nanda	23.097
29	87 LUND Frederik	23.127
30	11 AKHMEDKHODJAEV Is	23.138
31	48 EGOZI James	23.157
32	62 QUONDAMCARLO Man	23.230
33	63 LUCHETTI Guido	23.476
34	64 CUCCARESE Max	23.559

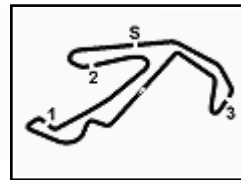
SEG. 3

1	15 BADOER Brando	26.810
2	17 DOMINGUES Ivan	26.817
3	20 DAVID Zachary	26.822
4	13 WHARTON James	26.839
5	31 BOHRA Akshay	26.884
6	23 LINDBLAD Arvid	26.893
7	8 TAPONEN Tuukka	26.894
8	3 UGOCHUKWU Ugo	26.903
9	7 FERREIRA Matheus	26.925
10	37 SZTUKA Kacper	26.962
11	21 HAUSMANN Tina	26.978
12	29 ELKIN Ariel	26.985
13	48 EGOZI James	26.988
14	45 BEETON Jack	26.990
15	66 LIU Ruiqi	26.992
16	12 PRADEL Gianmarco	27.009
17	47 LACORTE Nicola	27.022
18	57 BHIROMBHAKDI Nanda	27.030
19	27 ISCHER Ethan	27.033
20	76 NARAC Raphael	27.039
21	11 AKHMEDKHODJAEV Is	27.044
22	10 KLUSS Valentin	27.064
23	14 AL DHAHERI Rashid	27.070
24	5 LARINI Davide	27.120
25	9 SPINA Alfio	27.124
26	18 FRASSINETI Andrea	27.127
27	62 QUONDAMCARLO Man	27.129
28	93 QUINTARELLI Matteo	27.163
29	26 KIM Hwarang	27.231
30	78 BLOKHINA Viktoria	27.249
31	16 NOBELS Aurelia Corine	27.260
32	87 LUND Frederik	27.293
33	63 LUCHETTI Guido	27.718
34	64 CUCCARESE Max	27.778

SEG. 4

1	20 DAVID Zachary	20.699
2	8 TAPONEN Tuukka	20.706
3	23 LINDBLAD Arvid	20.710
4	13 WHARTON James	20.729
5	15 BADOER Brando	20.743
6	17 DOMINGUES Ivan	20.764
7	45 BEETON Jack	20.809
8	29 ELKIN Ariel	20.813
9	9 SPINA Alfio	20.818
10	37 SZTUKA Kacper	20.822
11	21 HAUSMANN Tina	20.828
12	31 BOHRA Akshay	20.841
13	3 UGOCHUKWU Ugo	20.856
14	76 NARAC Raphael	20.856
15	5 LARINI Davide	20.858
16	7 FERREIRA Matheus	20.863
17	47 LACORTE Nicola	20.877
18	14 AL DHAHERI Rashid	20.894
19	27 ISCHER Ethan	20.899
20	18 FRASSINETI Andrea	20.907
21	12 PRADEL Gianmarco	20.933
22	78 BLOKHINA Viktoria	20.992
23	62 QUONDAMCARLO Man	21.003
24	10 KLUSS Valentin	21.021
25	66 LIU Ruiqi	21.023
26	26 KIM Hwarang	21.053
27	16 NOBELS Aurelia Corine	21.053
28	93 QUINTARELLI Matteo	21.058
29	87 LUND Frederik	21.066
30	11 AKHMEDKHODJAEV Is	21.068
31	48 EGOZI James	21.104
32	57 BHIROMBHAKDI Nanda	21.166
33	64 CUCCARESE Max	21.358
34	63 LUCHETTI Guido	21.523





ACI Racing Weekend Misano, 6-7 Maggio 2023

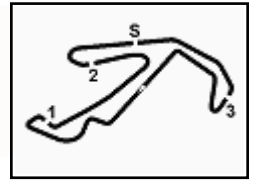
Italian F4 Championship - Ideal Time Collective Test 1

Misano Circuit Sic 58 4.226 m
1 / 2

No. Driver	Car	Seg. 1 Diff. 1	Seg. 2 Diff. 2	Seg. 3 Diff. 3	Seg. 4 Diff. 4	Ideal Time		
						Best Lap	Pos.	Diff.
1 15 BADOER B. (ITA)	Tatuus F4-T421	24.221 +0.017	22.876 +0.080	26.810 +0.008	20.743	1'34.650 1'34.755	1	0.105
2 8 TAPONEN T. (FIN)	Tatuus F4-T421	24.349 +0.014	22.823	26.894 +0.168	20.706 +0.035	1'34.772 1'34.989	4	0.217
3 13 WHARTON J. (AUS)	Tatuus F4-T421	24.359 +0.027	22.862	26.839 +0.035	20.729 +0.040	1'34.789 1'34.891	2	0.102
4 20 DAVID Z. (MLT)	Tatuus F4-T421	24.432 +0.232	22.850	26.822 +0.082	20.699	1'34.803 1'35.117	6	0.314
5 17 DOMINGUES I. (POR)	Tatuus F4-T421	24.341 +0.099	22.922 +0.033	26.817	20.764 +0.028	1'34.844 1'35.004	5	0.160
6 23 LINDBLAD A. (GBR)	Tatuus F4-T421	24.364	22.888	26.893	20.710 +0.122	1'34.855 1'34.977	3	0.122
7 3 UGOCHUKWU U. (USA)	Tatuus F4-T421	24.411	22.842 +0.089	26.903 +0.139	20.856	1'35.012 1'35.240	7	0.228
8 7 FERREIRA M. (BRA)	Tatuus F4-T421	24.385	22.896	26.925 +0.095	20.863 +0.119	1'35.069 1'35.283	8	0.214
9 31 BOHRA A. (SGP)	Tatuus F4-T421	24.442 +0.059	22.935 +0.069	26.884 +0.154	20.841	1'35.102 1'35.384	10	0.282
10 37 SZTUKA K. (POL)	Tatuus F4-T421	24.397 +0.059	22.931 +0.043	26.962 +0.008	20.822 +0.104	1'35.112 1'35.326	9	0.214
11 29 ELKIN A. (ISR)	Tatuus F4-T421	24.478 +0.072	22.879 +0.011	26.985 +0.032	20.813 +0.279	1'35.155 1'35.549	13	0.394
12 12 PRADEL G. (AUS)	Tatuus F4-T421	24.469	22.961 +0.006	27.009 +0.089	20.933 +0.043	1'35.372 1'35.510	11	0.138
13 45 BEETON J. (AUS)	Tatuus F4-T421	24.651 +0.162	22.954 +0.129	26.990 +0.068	20.809 +0.165	1'35.404 1'35.928	20	0.524
14 21 HAUSMANN T. (CHE)	Tatuus F4-T421	24.611 +0.136	23.005	26.978 +0.082	20.828 +0.057	1'35.422 1'35.697	15	0.275
15 47 LACORTE N. (ITA)	Tatuus F4-T421	24.600	22.930 +0.055	27.022 +0.002	20.877 +0.060	1'35.429 1'35.546	12	0.117
16 14 AL DHAHERI R. (UAE)	Tatuus F4-T421	24.637 +0.102	22.920 +0.059	27.070	20.894 +0.140	1'35.521 1'35.822	18	0.301
17 9 SPINA A. (ITA)	Tatuus F4-T421	24.564 +0.043	23.021 +0.083	27.124 +0.026	20.818	1'35.527 1'35.679	14	0.152
18 76 NARAC R. (FRA)	Tatuus F4-T421	24.647 +0.030	22.992 +0.120	27.039 +0.003	20.856 +0.060	1'35.534 1'35.747	16	0.213
19 27 ISCHER E. (CHE)	Tatuus F4-T421	24.709	22.978 +0.033	27.033 +0.099	20.899 +0.024	1'35.619 1'35.775	17	0.156
20 66 LIU R. (CHN)	Tatuus F4-T421	24.592 +0.033	23.090 +0.134	26.992	21.023 +0.112	1'35.697 1'35.976	21	0.279
21 18 FRASSINETI A. (ITA)	Tatuus F4-T421	24.676	22.994 +0.124	27.127 +0.096	20.907 +0.146	1'35.704 1'36.070	25	0.366
22 5 LARINI D. (ITA)	Tatuus F4-T421	24.689 +0.062	23.096	27.120 +0.060	20.858	1'35.763 1'35.885	19	0.122
23 10 KLUSS V. (DEU)	Tatuus F4-T421	24.679	23.068 +0.056	27.064 +0.104	21.021	1'35.832 1'35.992	22	0.160
24 93 QUINTARELLI M. (UAE)	Tatuus F4-T421	24.729	22.964 +0.018	27.163 +0.076	21.058 +0.035	1'35.914 1'36.043	23	0.129
25 11 AKHMEDKHODJAEV I.	Tatuus F4-T421	24.686	23.138	27.044	21.068 +0.126	1'35.936 1'36.062	24	0.126
26 57 BHIROMBHAKDI N. (TH)	Tatuus F4-T421	24.687 +0.099	23.097 +0.027	27.030 +0.198	21.166 +0.039	1'35.980 1'36.343	29	0.363
27 48 EGOZI J. (USA)	Tatuus F4-T421	24.737 +0.290	23.157 +0.114	26.988	21.104	1'35.986 1'36.390	30	0.404
28 78 BLOKHINA V.	Tatuus F4-T421	24.729	23.044 +0.053	27.249 +0.027	20.992 +0.114	1'36.014 1'36.208	28	0.194
29 26 KIM H. (KOR)	Tatuus F4-T421	24.691	23.080 +0.011	27.231 +0.018	21.053 +0.068	1'36.055 1'36.152	26	0.097
30 16 NOBELS A. (BEL)	Tatuus F4-T421	24.692 +0.060	23.051 +0.048	27.260 +0.010	21.053	1'36.056 1'36.174	27	0.118
31 62 QUONDAMCARLO M. (Tatuus F4-T421	24.813 +0.102	23.230 +0.097	27.129 +0.154	21.003	1'36.175 1'36.528	32	0.353
32 87 LUND F. (DNK)	Tatuus F4-T421	24.749 +0.071	23.127	27.293 +0.114	21.066 +0.040	1'36.235 1'36.460	31	0.225
33 64 CUCCARESE M. (ITA)	Tatuus F4-T421	25.292 +0.026	23.559	27.778 +0.237	21.358	1'37.987 1'38.250	33	0.263

04/05/2023





ACI Racing Weekend Misano, 6-7 Maggio 2023

Italian F4 Championship - Ideal Time Collective Test 1

Misano Circuit Sic 58 4.226 m
2 / 2

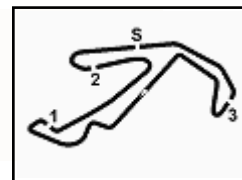
No.	Driver	Car	Seg. 1	Seg. 2	Seg. 3	Seg. 4	Ideal Time		
			Diff. 1	Diff. 2	Diff. 3	Diff. 4	Best Lap	Pos.	Diff.
34	63 LUCHETTI G. (ITA)	Tatuus F4-T421	25.345	23.476	27.718 +0.151	21.523 +0.077	1'38.062	34	0.228
Overall Ideal Time			24.221	22.823	26.810	20.699	1'34.553		

04/05/2023



Powered by FICr PERUGIA TIMING





ACI Racing Weekend Misano, 6-7 Maggio 2023

Italian F4 Championship - Chronological Analysis Collective Test 1

Misano Circuit Sic 58 4.226 m

1 / 11

3 U. UGOCHUKWU (1'35.240)

Lap	Seg.1	Seg.2	Seg.3	Seg.4	Lap Time	km/h	Local Time
1		26.716	29.664	37.850	192,5	9:03'19.864	
2	4'40.040	25.700	28.561	21.893	5'56.194P	192,2	9:09'16.058
3	25.558	23.900	28.151	21.394	1'39.003	191,5	9:10'55.061
4	25.176	26.015	32.692	21.192	1'45.075	166,4	9:12'40.136
5	24.794	23.353	27.170	21.032	1'36.349	199,6	9:14'16.485
6	24.714	23.186	27.030	21.939	1'36.869	202,2	9:15'53.354
7	24.892	23.096	27.054	21.065	1'36.107	201,5	9:17'29.461
8	24.621	23.017	26.903	21.102	1'35.643	200,7	9:19'05.104
9	24.661	23.006	27.141	21.086	1'35.894	200,7	9:20'40.998
10	24.614	23.045	26.970	21.118	1'35.747	202,6	9:22'16.745
11	25.110	23.064	27.199	35.960	1'51.333P	203,8	9:24'08.078
12	3'54.818	24.964	27.052	47'40.561	52'27.395P	203,0	10:16'35.473
13	4'36.269	24.725	28.710	45.363	6'15.067P	186,5	10:22'50.540
14	1'05.845	24.448	27.700	26.261	2'24.254P	193,5	10:25'14.794
15	25.057	23.325	27.206	21.114	1'36.702	199,3	10:26'51.496
16	24.745	23.147	27.059	21.133	1'36.084	199,6	10:28'27.580
17	24.517	23.040			1'37.007C	200,7	10:30'04.587
18	28.172	26.221	28.161	21.082	1'43.636	196,4	10:31'48.223
19	24.579	23.135	27.128	20.868	1'35.710	200,0	10:33'23.933
20	24.654	23.148	27.392	39.849	1'55.043P	201,5	10:35'18.976
21	9'53.395	27.277	29.467	23.843	11'13.982P	195,7	10:46'32.958
22	26.268	23.871			1'39.849C	192,9	10:48'12.807
23	24.884	23.108	26.997	20.912	1'35.901	201,1	10:49'48.708
24	24.532	22.969	27.034	20.941	1'35.476	201,5	10:51'24.184
25	24.485	22.842	27.005	21.057	1'35.389	201,9	10:52'59.573
26	24.411	22.931	27.042	20.856	1'35.240	201,1	10:54'34.813
27	24.499	23.018	26.989	20.946	1'35.452	200,4	10:56'10.265
28	26.851	23.125	27.084	20.992	1'38.052	201,1	10:57'48.317
29	24.832	23.456	27.420	21.315	1'37.023	200,0	10:59'25.340

31	25.018				23.470	27.320	20.954	1'36.762	200,7	10:49'57.211
32	24.689				23.162	27.130	21.034	1'36.015	199,6	10:51'33.226
33	24.695				23.118	27.157	21.037	1'36.007	200,4	10:53'09.233
34	24.751	23.096			27.180	20.858	1'35.885	200,0	10:54'45.118	
35	24.982	23.298			27.267	21.007	1'36.554	198,5	10:56'21.672	
36	24.730	23.126			27.274	21.013	1'36.143	198,9	10:57'57.815	
37	24.851	23.145			27.120	20.880	1'35.996	200,4	10:59'33.811	

7 M. FERREIRA (1'35.283)

Lap	Seg.1	Seg.2	Seg.3	Seg.4	Lap Time	km/h	Local Time
1							9:00'23.343
2	45.702	28.514	32.683	3'08.119	4'55.018P	192,5	9:05'18.361
3	44.017	27.299	31.962	23.111	2'06.389P	158,8	9:07'24.750
4	26.947	25.578	31.732	22.606	1'46.863	155,0	9:09'11.613
5	26.111	23.782	32.319	21.748	1'43.960	195,7	9:10'55.573
6	25.214	23.604	27.395	21.240	1'37.453	200,7	9:12'33.026
7	24.846	23.252	27.255	21.088	1'36.441	200,4	9:14'09.467
8	24.792	23.197	27.063	21.202	1'36.254	203,0	9:15'45.721
9	24.703	23.171	27.101	21.128	1'36.103	202,2	9:17'21.824
10	24.788	23.153	27.249	21.128	1'36.318	201,1	9:18'58.142
11	24.855	23.232	27.069	21.115	1'36.271	203,0	9:20'34.413
12	24.785	24.123	27.499	3'32.689	4'49.096P	199,3	9:25'23.509
13	49.547	26.967	34.228	23.666	2'14.408P	169,8	9:27'37.917
14	28.044	25.949	28.939	22.448	1'45.380	196,4	9:29'23.297
15	26.079	24.268	28.483	21.053	1'39.883	194,2	9:31'03.180
16	24.520	23.080	27.081	20.924	1'35.605	201,5	9:32'38.785
17	24.921	23.079	27.420	20.976	1'36.396	204,5	9:34'15.181
18	24.519	23.288	27.065	21.021	1'35.893	201,5	9:35'51.074
19	24.579	23.071	26.925	21.083	1'35.658	203,4	9:37'26.732
20	24.483	23.046	26.966	20.988	1'35.483	201,5	9:39'02.215
21	24.564	23.056	27.150	21.040	1'35.810	200,7	9:40'38.025
22	24.604	23.104	27.547	40'20.927	41'36.182P	201,9	10:22'14.207
23	53.503	26.215	30.918	23.246	2'13.882P	165,4	10:24'28.089
24	27.657	24.803	27.776	21.157	1'41.393	198,9	10:26'09.482
25	24.736	23.200	27.097	20.990	1'36.023	201,5	10:27'45.505
26	24.681	23.255	27.099	20.912	1'35.947	201,1	10:29'21.452
27	24.533	23.157	27.300	21.037	1'36.027	200,4	10:30'57.479
28	24.568	23.223	27.174	21.354	1'36.319	201,1	10:32'33.798
29	24.638	23.241	27.226	21.208	1'36.313	201,1	10:34'10.111
30	24.753	23.236	27.297	21.134	1'36.420	200,0	10:35'46.531
31	24.911	23.315	27.247	21.247	1'36.720	200,0	10:37'23.251
32	24.704	24.885	32.102	4'22.154	5'43.845P	180,6	10:43'07.096
33	49.135	26.663	30.435	22.709	2'08.942P	182,1	10:45'16.038
34	26.262	24.667	28.602	21.356	1'40.887	188,8	10:46'56.925
35	24.499	23.084	27.175	21.084	1'35.842C	200,4	10:48'32.767
36	24.654	23.022	27.031	20.913	1'35.620	202,2	10:50'08.387
37	24.385	22.896	27.020	20.982	1'35.283	202,2	10:51'43.670
38	24.544	23.096	27.047	20.905	1'35.592	201,1	10:53'19.262
39	24.452	23.043	26.995	20.863	1'35.353	200,0	10:54'54.615
40	24.485	22.978	27.059	20.881	1'35.403	200,0	10:56'30.018

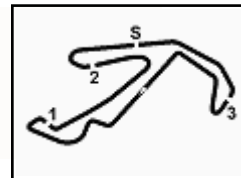
8 T. TAPONEN (1'34.989)

Lap	Seg.1	Seg.2	Seg.3	Seg.4	Lap Time	km/h	Local Time
1		27.251	29.967	39.567		193,2	9:03'27.160
2	4'37.335	25.544	28.751	22.226	5'53.856P	193,9	9:09'21.016
3	25.635	23.798	27.817	21.356	1'38.606	193,9	9:10'59.622
4	24.740	23.342	27.699	26.093	1'41.874C	198,5	9:12'41.496
5	24.970	23.222	27.339	21.174	1'36.705	197,4	9:14'18.201
6	24.588	22.986	27.150	22.897	1'37.591C	202,2	9:15'55.792
7	24.931	23.104	27.082	21.009	1'36.126	204,2	9:17'31.918
8	24.540	23.154	27.151	21.086	1'35.931	201,5	9:19'07.849
9	24.503	22.967	26.968	20.891	1'35.329	201,5	9:20'43.178
10	24.657	22.947	27.056	21.036	1'35.696	201,1	9:22'18.874

04/05/2023

P = Pits In/Out - C = Lap Time Cancelled





ACI Racing Weekend Misano, 6-7 Maggio 2023

Italian F4 Championship - Chronological Analysis Collective Test 1

Misano Circuit Sic 58 4.226 m

2 / 11

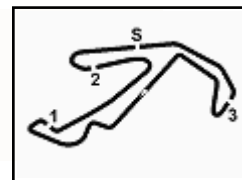
11	24.499	23.052	26.961	43.883	1'58.395P	202,2	9:24'17.269
12	3'50.344	24.018	27.955	47'02.316	51'44.633P	202,2	10:16'01.902
13	4'14.764	25.024	28.401	24.006	5'32.195P	194,9	10:21'34.097
14	28.692	25.023	29.510	36.138	1'59.363P	194,6	10:23'33.460
15	59.325	23.833	29.451	21.632	2'14.241P	199,6	10:25'47.701
16	24.894	23.349	27.162	21.283	1'36.688	199,3	10:27'24.389
17	24.870	23.090	27.079	21.000	1'36.039	198,9	10:29'00.428
18	24.614	23.146	27.134	21.363	1'36.257C	202,6	10:30'36.685
19	24.691	23.136	26.985	21.020	1'35.832	203,0	10:32'12.517
20	24.684	23.249	27.332	21.073	1'36.338	201,5	10:33'48.855
21	24.693	23.176	27.223	35.237	1'50.329P	200,7	10:35'39.184
22	9'17.301	27.077	30.034	22.681	10'37.093P	192,2	10:46'16.277
23	25.975	24.045	27.617	21.231	1'38.868	193,9	10:47'55.145
24	24.487	23.141	28.584	21.644	1'37.856C	200,7	10:49'33.001
25	24.349	22.984	26.943	22.004	1'36.282C	200,4	10:51'09.283
26	24.505	22.981	27.119	20.886	1'35.491	201,9	10:52'44.774
27	24.436	22.874	27.056	20.858	1'35.224	199,6	10:54'19.998
28	29.229	28.602	28.637	21.737	1'48.205	198,9	10:56'08.203
29	24.577	22.980	26.894	20.706	1'35.157	202,2	10:57'43.360
30	24.363	22.823	27.062	20.741	1'34.989	203,0	10:59'18.349

10 V. KLUSS (1'35.992)							
Lap	Seg.1	Seg.2	Seg.3	Seg.4	Lap Time	km/h	Local Time
1		28.405	31.898	37.754		169,5	9:02'31.622
2	3'08.637	26.420	29.988	22.662	4'27.707P	181,5	9:06'59.329
3	26.642	24.275	28.799	21.870	1'41.586	189,8	9:08'40.915
4	25.325	23.618	27.579	21.503	1'38.025C	198,5	9:10'18.940
5	25.250	23.261	27.254	21.391	1'37.156	200,7	9:11'56.096
6	25.104	23.150	27.547	21.596	1'37.397	201,9	9:13'33.493
7	24.955	23.215	27.403	21.212	1'36.785C	199,3	9:15'10.278
8	25.265	23.362	27.271	21.147	1'37.045	199,6	9:16'47.323
9	24.843	23.232	27.189	21.594	1'36.858	200,4	9:18'24.181
10	25.278	23.256	27.309	33.003	1'48.846CP	198,9	9:20'13.027
11	4'46.931	24.007	27.662	21.321	5'59.921P	199,6	9:26'12.948
12	25.014	23.288	27.289	21.092	1'36.683	198,2	9:27'49.631
13	24.909	23.189	27.234	22.259	1'37.591C	197,8	9:29'27.222
14	25.075	23.225	27.670	21.786	1'37.756	200,7	9:31'04.978
15	24.900	23.187	27.347	21.239	1'36.673	200,0	9:32'41.651
16	24.852	23.301	28.168	21.126	1'37.447	201,5	9:34'19.098
17	24.913	23.129	27.665	33.335	1'49.042P	199,3	9:36'08.140
18	8'18.946	23.672	27.451	25.216	9'35.285P	199,3	9:45'43.425
19	24.892	23.240	27.186	21.115	1'36.433	200,4	9:47'19.858
20	24.701	23.091	27.162	21.223	1'36.177C	201,5	9:48'56.035
21	24.799	23.134	27.068	21.166	1'36.167	199,3	9:50'32.202
22	24.679	23.124	27.168	21.021	1'35.992	201,1	9:52'08.194
23	24.835	23.116	27.151	21.185	1'36.287	200,7	9:53'44.481
24	24.867	23.201	27.069	21.045	1'36.182	200,4	9:55'20.663
25	25.135	23.174	30.787	21.520	1'40.616	181,8	9:57'01.279
26	24.873	23.118	27.188	21.155	1'36.334	197,8	9:58'37.613
27	24.729	23.139	29.338	27'39.195	28'56.401P	192,5	10:27'34.014
28	47.681	27.735	30.915	22.715	2'09.046P	186,2	10:29'43.060
29	27.333	23.923	27.910	21.477	1'40.643	196,7	10:31'23.703
30	24.974	23.311	27.381	23.435	1'39.101	198,5	10:33'02.804
31	24.935	23.207	27.414	21.268	1'36.824C	199,6	10:34'39.628
32	24.945	23.246	27.205	21.342	1'36.738	201,5	10:36'16.366
33	24.964	23.235	27.514	22.524	1'38.237C	197,1	10:37'54.603
34	27.735	36.658	1'01.637	45.395	2'51.425CP	81,7	10:40'46.028
35	4'26.796	24.654	28.025	21.210	5'40.685P	195,3	10:46'26.713
36	24.867	23.241	27.239	21.065	1'36.412	198,5	10:48'03.125
37	25.079	25.419	30.361	21.232	1'42.091	194,2	10:49'45.216
38	25.140	23.236	27.348	21.987	1'37.711	198,2	10:51'22.927
39	24.768	23.157	27.423	22.221	1'37.569	197,8	10:53'00.496
40	24.898	23.068	27.064	21.196	1'36.226	198,5	10:54'36.722
41	25.210	23.086	27.217	21.030	1'36.543	198,2	10:56'13.265
42	25.105	23.209	27.215	21.220	1'36.749	200,4	10:57'50.014
43	24.880	23.175			1'37.044C	200,7	10:59'27.058
44	25.017	23.157	27.315	21.054	1'36.543	198,9	11:01'03.601

11 I. AKHMEDKHODJAEV (1'36.062)							
Lap	Seg.1	Seg.2	Seg.3	Seg.4	Lap Time	km/h	Local Time
1							9:00'26.689
2	50.040	29.482	34.320	3'04.071	4'57.913P	183,4	9:05'24.602
3	50.674	53.029	1'19.956	5'04.816	8'08.475P	56,7	9:13'33.077
4	51.531	30.097	33.909	25.399	2'20.936P	178,5	9:15'54.013
5	35.005	26.947	35.216	25.888	2'03.056	155,8	9:17'57.069
6	29.719	26.197	32.633	23.219	1'51.768	186,2	9:19'48.837
7	27.398	23.931	28.269	21.757	1'41.355	200,4	9:21'30.192
8	25.594	24.461	27.938	21.982	1'39.975C	200,0	9:23'10.167
9	26.546	23.471	27.504	21.540	1'39.061	201,1	9:24'49.228
10	25.228	23.506	27.594	21.423	1'37.751	200,0	9:26'26.979
11	25.172	23.390	27.598	21.491	1'37.651	199,6	9:28'04.630
12	25.645	23.438	27.986	2'51.475	4'08.544P	200,4	9:32'13.174
13	43.278	28.870	35.685	24.496	2'12.329P	164,6	9:34'25.503
14	29.279	26.875	32.284	23.891	1'52.329	191,8	9:36'17.832
15	32.016	26.639	31.311	23.686	1'53.652	186,2	9:38'11.484

04/05/2023

P = Pits In/Out - C = Lap Time Cancelled



ACI Racing Weekend Misano, 6-7 Maggio 2023

Italian F4 Championship - Chronological Analysis Collective Test 1

Misano Circuit Sic 58 4.226 m

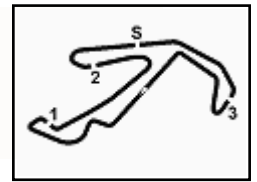
3 / 11

										13 J. WHARTON (1'34.891)						
Lap	Seg.1	Seg.2	Seg.3	Seg.4	Lap Time	km/h	Local Time									
16	25.760	23.752	27.770	21.394	1'38.676	201,5	9:39'50.160									
17	25.220	23.305	27.451	21.453	1'37.429	202,6	9:41'27.589									
18	31.821	25.955	30.401	2'36.574	4'04.751P	194,6	9:45'32.340									
19	45.203	25.216	29.723	21.923	2'02.065P	196,0	9:47'34.405									
20	25.228	23.428	27.473	21.333	1'37.462	200,7	9:49'11.867									
21	24.977	23.490	27.296	21.428	1'37.191	201,1	9:50'49.058									
22	25.429	23.575	27.591	31'54.232	33'10.827P	200,7	10:23'59.885									
23	48.216	27.602	34.513	25.269	2'15.600P	165,4	10:26'15.485									
24	27.699	25.955	31.745	21.972	1'47.371	184,0	10:28'02.856									
25	25.454	23.507	27.416	21.364	1'37.741	199,6	10:29'40.597									
26	25.094	23.499	27.263	21.360	1'37.216	200,4	10:31'17.813									
27	24.866	23.236	27.346	21.221	1'36.669	200,0	10:32'54.482									
28	24.800	23.367	27.273	21.186	1'36.626	200,7	10:34'31.108									
29	24.903	23.213	27.209	21.366	1'36.691	201,1	10:36'07.799									
30	27.401	23.752	27.490	21.406	1'40.049C	201,9	10:37'47.848									
31	25.112	25.356	34.137	3'58.745	5'23.350P	178,2	10:43'11.198									
32	47.077	28.414	32.034	23.734	2'11.259P	190,8	10:45'22.457									
33	28.006	25.747	30.965	22.513	1'47.231	189,1	10:47'09.688									
34	25.972	24.396	28.584	21.764	1'40.716	198,5	10:48'50.404									
35	25.012	23.520	27.464	21.217	1'37.213	201,5	10:50'27.617									
36	24.703	23.367	27.128	21.068	1'36.266	201,9	10:52'03.883									
37	24.686	23.138	27.044	21.194	1'36.062	201,5	10:53'39.945									
38	24.760	23.143	27.186	21.115	1'36.204	200,0	10:55'16.149									
39	24.997	23.164	27.252	21.085	1'36.498	200,7	10:56'52.647									
40	25.058	23.319	28.810	21.686	1'38.873	200,7	10:58'31.520									
41	24.911	23.212	27.364	21.234	1'36.721	199,3	11:00'08.241									

12 G. PRADEL (1'35.510)							
Lap	Seg.1	Seg.2	Seg.3	Seg.4	Lap Time	Local Time	
1						9:00'13.354	
2	50.072	28.084	31.501	2'49.251	4'38.908P	190,8	9:04'52.262
3	45.704	25.983	30.206	23.215	2'05.108P	192,9	9:06'57.370
4	27.109	24.806	33.085	22.240	1'47.240	173,1	9:08'44.610
5	26.268	24.044	28.101	21.559	1'39.972	197,1	9:10'24.582
6	25.256	25.202	32.983	22.731	1'46.172	188,8	9:12'10.754
7	25.213	23.226	27.600	21.320	1'37.359	201,1	9:13'48.113
8	24.851	24.101	27.508	21.322	1'37.782	201,9	9:15'25.895
9	25.159	23.238	27.273	21.192	1'36.862	203,0	9:17'02.757
10	25.239	23.311	27.396	21.250	1'37.196	203,8	9:18'39.953
11	25.085	23.175	27.203	21.264	1'36.727	201,9	9:20'16.680
12	24.789	23.069	27.118	21.228	1'36.204	200,0	9:21'52.884
13	25.286	23.441	31.949	21.560	1'42.236C	160,7	9:23'35.120
14	24.941	23.116	27.231	21.248	1'36.536	203,8	9:25'11.656
15	24.900	23.253	27.253	10'28.252	11'43.658P	202,2	9:36'55.314
16	46.005	24.090	27.864	2'43.884	4'21.843P	198,2	9:41'17.157
17	44.851	23.773	28.170	21.983	1'58.777P	194,6	9:43'15.934
18	24.920	23.312	27.169	21.129	1'36.530	201,1	9:44'52.464
19	24.839	23.180	27.021	21.034	1'36.074	202,2	9:46'28.538
20	24.796	23.249	27.087	21.091	1'36.223	203,8	9:48'04.761
21	24.867	26.149	29.066	21.793	1'41.875	199,6	9:49'46.636
22	24.753	23.170	27.039	21.092	1'36.054	204,5	9:51'22.690
23	24.823	23.261	27.262	24'47.616	26'02.962P	201,5	10:17'25.652
24	47.210	26.231	29.526	1'56.295	3'39.262P	194,2	10:21'04.914
25	43.477	23.980	27.931	20.986	1'56.374P	190,1	10:23'01.288
26	24.632	23.205	27.149	20.933	1'35.919	202,2	10:24'37.207
27	24.469	22.967	27.098	20.976	1'35.510	204,9	10:26'12.717
28	24.522	23.123	27.009	21.001	1'35.655	204,2	10:27'48.372
29	24.582	25.988	28.073	21.082	1'39.725	201,1	10:29'28.097
30	24.491	23.043	27.073	21.000	1'35.607	202,6	10:31'03.704
31	24.587	22.961	27.065	21.024	1'35.637	203,8	10:32'39.341
32	25.456	25.499	33.960	21.435	1'46.350	157,2	10:34'25.691
33	24.632	23.016	27.031	21.020	1'35.699	203,8	10:36'01.390

										14 R. AL DHAHERI (1'35.822)						
Lap	Seg.1	Seg.2	Seg.3	Seg.4	Lap Time	km/h	Local Time									
1							9:01'22.828									
2	50.302	27.794	32.805	4'43.310	6'34.211P	182,7	9:07'57.039									
3	45.588	26.162	30.447	23.203	2'05.400P	189,5	9:10'02.439									
4	26.840	24.358	28.126	21.498	1'40.822	193,9	9:11'43.261									
5	25.162	23.605	27.532	21.305	1'37.604	198,5	9:13'20.865									
6	24.848	23.343	27.395	21.199	1'36.785	200,4	9:14'57.650									
7	24.793	23.146	27.573	21.243	1'36.755C	200,4	9:16'34.405									
8	24.751	23.029	27.265	21.056	1'36.101	202,2	9:18'10.506									
9	24.637	22.967	27.636	21.420	1'36.660	199,6	9:19'47.166									
10	24.739	22.979	27.070	21.034	1'35.822	202,2	9:21'22.988									
11	24.644	23.172	27.084	21.028	1'35.928	203,0	9:22'58.916									
12	24.768	22.920	27.194	3'18.715	4'33.597P	202,2	9:27'32.513									
13	51.491	23.707	27.524	50'58.927	52'41.649P	200,7	10:20'14.162									
14	47.012	26.295	29.214	44.531	2'27.052P	188,2	10:22'41.214									
15	1'06.753	24.441	28.490	22.087	2'21.771P	193,5	10:25'02.985									
16	24.838	23.527	27.298	21.396	1'37.059	201,1	10:26'40.044									
17	24.761	23.134	27.278	21.061	1'36.234	200,0	10:28'16.278									
18	24.735	23.075	27.139	20.894	1'35.843	201,1	10:29'52.121									
19	24.728	22.952	27.194	23.017	1'37.891	202,2	10:31'30.012									
20	24.671	23.019	27.206	21.086	1'35.982	199,6	10:33'05.994									
21	24.795	23.163	27.204	9'38.678	10'53.840P	200,4	10:43'59.834									
22	50.537	26.550	29.740	23.014	2'09.841P	196,7	10:46'09.675									
23	26.338	24.182	28.613	22.548	1'41.681	192,9	10:47'51.356									
24	25.111	23.155	27.457	21.236	1'36.959	201,5	10:49'28.315									
25	24.778	23.189	27.342	20.985	1'36.294	200,7	10:51'04.609									
26	24.805	23.000	27.293	22.260	1'37.358	199,6	10:52'41.967									
27	24.796	23.242	27.274	21.158	1'36.470	200,0	10:54'18.437									
28	24.891	23.178	27.301	21.058	1'36.428	200,0	10:55'54.865									
29	29.688	27.689	31.321	22.531	1'51.229	194,2	10:57'46.094									

04/05/2023 P = Pits In/Out - C = Lap Time Cancelled



ACI Racing Weekend Misano, 6-7 Maggio 2023

Italian F4 Championship - Chronological Analysis Collective Test 1

Misano Circuit Sic 58 4.226 m

4 / 11

30 24.802 23.133 27.150 21.118 1'36.203 202,2 10:59'22.297

17 51.566 28.055 29.870 23.008 2'12.499P 197,8 10:46'19.449

18 26.533 24.615 27.930 21.337 1'40.415 196,0 10:47'59.864

19 24.902 23.110 27.356 21.115 1'36.483 201,5 10:49'36.347

20 24.708 23.116 27.264 21.120 1'36.208 201,5 10:51'12.555

21 24.777 23.063 27.339 21.154 1'36.333 200,4 10:52'48.888

22 24.856 23.068 27.289 21.124 1'36.337 200,4 10:54'25.225

23 24.752 23.099 27.270 **21.053** 1'36.174 200,4 10:56'01.399

24 **24.692** 23.093 **27.260** 21.160 1'36.205 200,0 10:57'37.604

25 24.767 **23.051** 27.290 21.154 1'36.262 200,0 10:59'13.866

15 B. BADOER (1'34.755)

Lap	Seg.1	Seg.2	Seg.3	Seg.4	Lap Time	km/h	Local Time
1							9:00'17.412
2	48.544	27.664	32.505	4'29.780	6'18.493P	173,4	9:06'35.905
3	44.800	27.135	29.751	22.468	2'04.154P	197,4	9:08'40.059
4	27.981	24.753	28.108	22.033	1'42.875	196,7	9:10'22.934
5	25.331	23.831	27.442	21.458	1'38.062	201,1	9:12'00.996
6	24.812	23.267	27.538	21.480	1'37.097C	200,0	9:13'38.093
7	24.922	23.397	27.628	21.199	1'37.146	200,4	9:15'15.239
8	24.857	23.209	27.296	21.506	1'36.868	201,9	9:16'52.107
9	24.762	23.199	27.265	21.201	1'36.427	200,7	9:18'28.534
10	24.913	24.262	29.942	21.389	1'40.506	194,6	9:20'09.040
11	25.208	23.359	27.396	7'26.795	8'42.758CP	200,0	9:28'51.798
12	50.219	29.976	39.334	24.663	2'24.192P	152,5	9:31'15.990
13	29.176	26.170	30.710	22.672	1'48.728	172,8	9:33'04.718
14	25.920	23.881	27.621	21.078	1'38.500	198,2	9:34'43.218
15	24.575	23.108	26.943	20.969	1'35.595	201,1	9:36'18.813
16	26.809	23.346	27.317	21.289	1'38.761	200,4	9:37'57.574
17	24.391	23.046	26.995	20.773	1'35.205	200,7	9:39'32.779
18	25.522	23.741	27.625	21.079	1'37.967	200,4	9:41'10.746
19	24.435	23.085	27.005	20.951	1'35.476	200,4	9:42'46.222
20	24.515	22.952	27.127	21.293	1'35.887	198,5	9:44'22.109
21	24.404	22.948	26.949	20.756	1'35.057	201,5	9:45'57.166
22	25.397	23.416	28.626	35'41.870	36'59.309P	197,8	10:22'56.475
23	49.352	27.020	31.521	23.377	2'11.270P	169,0	10:25'07.745
24	28.345	25.721	30.398	22.284	1'46.748	188,2	10:26'54.493
25	26.034	23.893	27.811	21.319	1'39.057	197,4	10:28'33.550
26	24.428	23.188	27.053	21.144	1'35.813	200,4	10:30'09.363
27	24.427	23.157	27.013	21.005	1'35.602	200,7	10:31'44.965
28	24.569	23.205	27.041	21.244	1'36.059	200,4	10:33'21.024
29	26.506	25.161	27.909	22.505	1'42.081	200,4	10:35'03.105
30	24.608	23.148	27.251	24.448	1'39.455C	200,0	10:36'42.560
31	24.432	23.056	28.572	5'00.628	6'16.688P	200,7	10:42'59.248
32	55.437	27.522	33.416	24.534	2'20.909P	161,0	10:45'20.157
33	28.897	25.852	28.712	21.970	1'45.431	199,3	10:47'05.588
34	25.906	24.001	27.664	21.243	1'38.814	197,8	10:48'44.402
35	24.667	22.952	26.872	20.862	1'35.353	201,5	10:50'19.755
36	24.238	22.956	26.818	20.743	1'34.755	200,7	10:51'54.510
37	24.404	22.971	26.833	20.946	1'35.154	201,1	10:53'29.664
38	24.221	22.876	26.810	20.925	1'34.832	200,4	10:55'04.496
39	24.336	22.943	26.949	22.232	1'36.460	200,0	10:56'40.956
40	25.380	26.701	30.841	21.095	1'44.017	182,1	10:58'24.973

17 I. DOMINGUES (1'35.004)

Lap	Seg.1	Seg.2	Seg.3	Seg.4	Lap Time	km/h	Local Time
1							9:00'19.043
2	47.498	28.141	32.174	3'42.509	5'30.322P	167,7	9:05'49.365
3	44.923	26.110	29.819	22.053	2'02.905P	181,2	9:07'52.270
4	25.789	24.402	28.024	22.083	1'40.298	188,8	9:09'32.568
5	25.438	23.422	27.461	21.268	1'37.589	197,1	9:11'10.157
6	24.873	23.335	27.401	21.622	1'37.231C	199,6	9:12'47.388
7	24.876	23.232	27.192	21.473	1'36.773	200,7	9:14'24.161
8	24.954	23.138	27.112	21.280	1'36.484	201,5	9:16'00.645
9	25.308	23.339	27.106	21.283	1'37.036	200,7	9:17'37.681
10	24.770	23.171	27.293	21.388	1'36.622	199,3	9:19'14.303
11	24.896	23.309	27.312	4'51.330	6'06.847P	200,0	9:25'21.150
12	46.004	25.948	29.917	22.835	2'04.704P	197,8	9:27'25.854
13	27.283	24.914	28.920	21.981	1'43.098	200,0	9:29'08.952
14	26.135	24.248	27.758	21.106	1'39.247	191,5	9:30'48.199
15	24.630	23.105	26.958	20.998	1'35.691	201,1	9:32'23.890
16	24.949	23.229	26.982	21.091	1'36.251	201,1	9:34'00.141
17	24.575	23.061	26.958	21.134	1'35.728	201,5	9:35'35.869
18	24.880	23.200	27.264	21.484	1'36.828	203,4	9:37'12.697
19	24.651	22.990	26.985	21.106	1'35.732	201,5	9:38'48.429
20	24.565	22.966	27.055	20.957	1'35.543	201,9	9:40'23.972
21	24.523	23.001			42'11.366P	200,4	10:22'35.338
22	54.441	25.364	28.475	22.096	2'10.376P	192,5	10:24'45.714
23	25.143	23.849	27.577	21.357	1'37.926	198,5	10:26'23.640
24	24.791	23.351	27.228	21.018	1'36.388	201,5	10:28'00.028
25	24.705	23.222	27.065	21.017	1'36.009	200,4	10:29'36.037
26	24.548	23.180	26.947	20.923	1'35.598	200,4	10:31'11.635
27	24.502	23.104	26.980	20.904	1'35.490	200,7	10:32'47.125
28	24.622	23.084	26.963	20.917	1'35.586	200,7	10:34'22.711
29	24.643	23.084	27.058	20.892	1'35.677	200,4	10:35'58.388
30	24.787	23.045	27.062	20.941	1'35.835	200,4	10:37'34.223
31	24.648	27.345	40.529	4'44.994	6'17.516P	138,8	10:43'51.739
32	45.411	27.456	30.120	22.676	2'05.663P	194,2	10:45'57.402
33	26.363	24.095	27.807	21.256	1'39.521	193,2	10:47'36.923
34	24.440	22.955	26.817	20.792	1'35.004	200,7	10:49'11.927
35	24.405	22.959	26.890	20.787	1'35.041	201,5	10:50'46.968
36	24.341	23.154	26.871	20.806	1'35.172	200,7	10:52'22.140
37	24.464	22.956	26.946	20.867	1'35.233	201,1	10:53'57.373
38	24.433	23.003	27.070	25.587	1'40.093	200,4	10:55'37.466
39	24.404	22.922	27.033	20.764	1'35.123	199,6	10:57'12.589
40	29.334	27.387	27.655	21.072	1'45.448	200,4	10:58'58.037
41	24.413	22.947	26.939	20.827	1'35.126	200,0	11:00'33.163

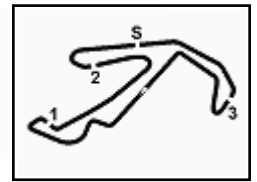
18 A. FRASSINETI (1'36.070)

Lap	Seg.1	Seg.2	Seg.3	Seg.4	Lap Time	km/h	Local Time
1		26.342	29.449	33.587		186,2	9:02'16.145
2	9'27.973	24.511	30.061	21.632	10'44.177P	169,8	9:13'00.322
3	25.347	23.806	27.893	23.821	1'40.867	198,9	9:14'41.189
4	27.304	25.636	28.175	21.760	1'42.875	194,6	9:16'24.064
5	25.311	23.345	27.671	21.600	1'37.927	197,4	9:18'01.991
6	25.470	23.623	27.691	21.458	1'38.242	197,4	9:19'40.233
7	25.326	23.504	28.125	22.038	1'38.993	196,4	9:21'19.226

04/05/2023

P = Pits In/Out - C = Lap Time Cancelled





ACI Racing Weekend Misano, 6-7 Maggio 2023

Italian F4 Championship - Chronological Analysis Collective Test 1

Misano Circuit Sic 58 4.226 m

6 / 11

29	25.141	24.266	27.966	20.939	1'38.312	198,9	10:57'25.784
30	24.520	23.001	26.934	20.710	1'35.165	199,6	10:59'00.949

26	4'18.447	23.587	27.456	21.186	5'30.676P	198,5	10:45'01.066
27	24.715	22.978	27.076	21.037	1'35.806	200,7	10:46'36.872
28	25.258	23.498	27.436	21.408	1'37.600	198,2	10:48'14.472
29	24.709	23.011	27.132	20.923	1'35.775	200,7	10:49'50.247
30	24.726	23.120	27.033	21.143	1'36.022	202,2	10:51'26.269
31	24.798	23.130	27.037	34.871	1'49.836P	202,6	10:53'16.105

26 H. KIM (1'36.152)

Lap	Seg.1	Seg.2	Seg.3	Seg.4	Lap Time	km/h	Local Time
1		27.715	33.114	44.657		163,9	9:02'40.627
2	4'14.319	26.967	32.634	22.863	5'36.783P	179,7	9:08'17.410
3	27.767	24.620	28.598	22.313	1'43.298	194,6	9:10'00.708
4	25.388	23.449	27.756	21.499	1'38.092	199,6	9:11'38.800
5	25.029	23.290	27.663	21.286	1'37.268	199,3	9:13'16.068
6	24.934	23.329	27.631	21.154	1'37.048	199,3	9:14'53.116
7	24.745	23.189	27.499	21.079	1'36.512	199,3	9:16'29.628
8	24.780	23.209	27.575	21.174	1'36.738	198,9	9:18'06.366
9	24.854	23.187	27.556	21.100	1'36.697	198,2	9:19'43.063
10	24.847	23.189	27.438	21.158	1'36.632	198,2	9:21'19.695
11	25.412	23.265	27.731	34.500	1'50.908P	198,9	9:23'10.603
12	4'49.492	23.847	27.640	21.224	6'02.203P	200,0	9:29'12.806
13	24.906	23.326	27.435	21.227	1'36.894	198,2	9:30'49.700
14	24.985	23.249	27.515	21.262	1'37.011	199,3	9:32'26.711
15	25.047	23.373	27.660	3'29.064	4'45.144P	198,9	9:37'11.855
16	4'29.932	27.244	31.994	22.281	48'51.451P	142,1	10:26'03.306
17	25.494	23.876	27.625	21.263	1'38.258	198,5	10:27'41.564
18	24.749	23.265	27.256	21.073	1'36.343	199,6	10:29'17.907
19	24.691	23.091	27.249	21.121	1'36.152	199,6	10:30'54.059
20	24.751	23.109	27.669	21.097	1'36.626	198,2	10:32'30.685
21	24.747	23.330	27.274	21.062	1'36.413C	199,3	10:34'07.098
22	24.801	23.314	27.317	21.229	1'36.661C	198,9	10:35'43.759
23	25.045	23.375	27.646	39.814	1'55.880P	199,3	10:37'39.639
24	6'00.800	23.955	27.698	21.249	7'13.702P	195,3	10:44'53.341
25	25.549	23.546	28.303	21.570	1'38.968	200,0	10:46'32.309
26	25.217	23.449	27.231	21.241	1'37.138	198,9	10:48'09.447
27	24.861	23.107	27.428	21.053	1'36.449	199,6	10:49'45.896
28	25.031	23.192	28.158	22.753	1'39.134	199,6	10:51'25.030
29	24.948	23.080	27.364	21.197	1'36.589	200,0	10:53'01.619
30	25.006	23.070	27.631	34.249	1'49.956CP	199,3	10:54'51.575

29 A. ELKIN (1'35.549)

Lap	Seg.1	Seg.2	Seg.3	Seg.4	Lap Time	km/h	Local Time
1		31.083	34.366	42.432		149,6	9:03'10.430
2	3'33.801	26.540	30.908	23.700	4'54.949P	180,9	9:08'05.379
3	27.533	25.894	28.828	21.975	1'44.230	201,5	9:09'49.609
4	25.645	23.323	27.531	21.460	1'37.959	201,1	9:11'27.568
5	25.309	23.204	27.595	21.680	1'37.788	201,9	9:13'05.356
6	25.040	23.093	27.441	21.357	1'36.931	200,4	9:14'42.287
7	25.111	23.108	27.314	21.188	1'36.721	199,6	9:16'19.008
8	25.030	23.134	27.264	21.789	1'37.217	200,4	9:17'56.225
9	24.968	23.072	27.292	21.239	1'36.571	201,1	9:19'32.796
10	24.954	23.051	27.183	21.043	1'36.231	200,4	9:21'09.027
11	24.859	23.085	27.221	21.074	1'36.239	200,0	9:22'45.266
12	24.926	23.104	27.334	34.202	1'49.566P	199,3	9:24'34.832
13	14'21.342	24.972	28.950	21.178	15'36.442P	183,7	9:40'11.274
14	24.852	23.124	27.312	20.973	1'36.261	200,0	9:41'47.535
15	24.726	23.041	27.114	21.222	1'36.103	200,4	9:43'23.638
16	24.688	22.946	27.172	20.951	1'35.757	200,4	9:44'59.395
17	24.621	22.928	27.112	21.056	1'35.717	200,4	9:46'35.112
18	24.848	24.020	28.225	21.259	1'38.352	200,7	9:48'13.464
19	24.757	22.935	27.080	21.197	1'35.969	200,7	9:49'49.433
20	24.711	23.472	27.089	20.892	1'36.164	200,7	9:51'25.597
21	24.763	22.958	27.118	21.030	1'35.869	200,4	9:53'01.466
22	24.764	23.180	27.252	7'33.324	8'48.520CP	200,4	10:01'49.986
23	8'54.381	25.943	28.673	21.280	10'10.277P	189,8	10:12'00.263
24	24.923	23.157	27.193	21.047	1'36.320	198,9	10:13'36.583
25	24.866	23.011	27.245	20.966	1'36.088	200,7	10:15'12.671
26	24.588	23.050	27.084	20.946	1'35.668	200,7	10:16'48.339
27	24.883	23.010	27.457	21.086	1'36.436	199,6	10:18'24.775
28	24.847	23.052	27.408	21.210	1'36.517	199,6	10:20'01.292
29	25.018	23.308	27.384	2'52.713	4'08.423P	199,3	10:24'09.715
30	4'57.185	26.990	30.376	22.101	6'16.652P	189,5	10:30'26.367
31	25.096	26.141	29.343	21.000	1'41.580	185,2	10:32'07.947
32	25.191	23.235	27.170	20.813	1'36.409	201,1	10:33'44.356
33	24.478	22.879	27.097	21.233	1'35.687	200,0	10:35'20.043
34	24.550	22.890	27.017	21.092	1'35.549	200,4	10:36'55.592
35	24.557	22.879	28.691	1'09.458	2'25.585CP	201,9	10:39'21.177
36	4'38.719	24.308	27.855	22.263	5'53.145P	200,0	10:45'14.322
37	24.567	23.191	28.852	20.910	1'37.520	189,8	10:46'51.842
38	24.664	22.959	26.985	21.012	1'35.620	201,9	10:48'27.462
39	24.857	22.893	27.098	20.946	1'35.794	201,1	10:50'03.256
40	24.616	22.883	27.046	21.072	1'35.617	201,9	10:51'38.873

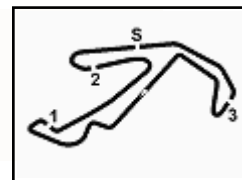
31 A. BOHRA (1'35.384)

Lap	Seg.1	Seg.2	Seg.3	Seg.4	Lap Time	km/h	Local Time
1							9:00'12.015
2	50.544	26.967	32.114	3'28.084	5'17.709P	191,5	9:05'29.724
3	44.165	25.375	29.515	22.434	2'01.489P	197,1	9:07'31.213
4	26.144	23.980	28.290	21.984	1'40.398	200,7	9:09'11.611
5	25.243	23.542	31.771	22.430	1'42.986	201,1	9:10'54.597
6	25.125	23.253	27.264	21.111	1'36.753	201,9	9:12'31.350
7	24.837	23.180	27.136	21.148	1'36.301	200,0	9:14'07.651
8	24.758	23.161	27.577	21.170	1'36.666	199,3	9:15'44.317
9	24.715	23.214	27.147	21.072	1'36.148	203,0	9:17'20.465
10	24.725	23.129	27.107	21.494	1'36.455	205,3	9:18'56.920
11	24.773	23.212	27.240	20.993	1'36.218	201,5	9:20'33.138

04/05/2023

P = Pits In/Out - C = Lap Time Cancelled





ACI Racing Weekend Misano, 6-7 Maggio 2023

Italian F4 Championship - Chronological Analysis Collective Test 1

Misano Circuit Sic 58 4.226 m

7 / 11

12	24.647	23.432	27.245	21.118	1'36.442	201,1	9:22'09.580	33	24.730	23.211	29.569	21.691	1'39.201	191,5	10:32'59.259
13	24.758	23.102	27.120	20.886	1'35.866	202,6	9:23'45.446	34	24.668	23.077	27.199	8'43.624	9'58.568P	203,4	10:42'57.827
14	24.656	23.091	27.102	21.065	1'35.914	203,4	9:25'21.360	35	55.547	25.953	29.615	2'12.712	4'03.827P	197,4	10:47'01.654
15	24.690	23.163	27.479	11'25.567	12'40.899CP	202,6	9:38'02.259	36	43.852	24.351	28.605	22.039	1'58.847P	197,1	10:49'00.501
16	45.262	24.482	27.907	3'28.537	5'06.188P	203,0	9:43'08.447	37	25.343	26.408	30.263	22.236	1'44.250	181,2	10:50'44.751
17	44.874	24.323	28.131	21.760	1'59.088P	200,4	9:45'07.535	38	24.456	22.974	26.970	20.926	1'35.326	200,4	10:52'20.077
18	25.077	23.295	27.254	21.247	1'36.873	201,9	9:46'44.408	39	24.474	22.931	27.618	28.637	1'43.660	201,1	10:54'03.737
19	24.772	23.174	27.089	20.944	1'35.979	202,6	9:48'20.387	40	24.397	23.030	27.091	21.049	1'35.567	200,0	10:55'39.304
20	24.666	23.200	27.117	20.894	1'35.877C	202,6	9:49'56.264	41	24.845	25.641	29.913	21.077	1'41.476	191,2	10:57'20.780
21	24.577	23.149	26.997	20.919	1'35.642	201,5	9:51'31.906	42	24.526	22.974	27.219	20.935	1'35.654	198,9	10:58'56.434
22	24.595	23.208	26.967	20.901	1'35.671	202,6	9:53'07.577								
23	24.558	26.204	27.934	21.918	1'40.614	204,2	9:54'48.191								
24	24.645	23.252	26.966	20.976	1'35.839	202,6	9:56'24.030								
25	24.535	23.192	26.978	20.867	1'35.572	203,0	9:57'59.602								
26	24.586	23.098	26.884	21.025	1'35.593	201,1	9:59'35.195								
27	24.646	23.135	28.774	21'19.387	22'35.942P	203,0	10:22'11.137								
28	56.330	27.281	31.044	5'21.282	7'15.937P	197,1	10:29'27.074								
29	44.738	25.339	34.710	28.184	2'12.971P	167,4	10:31'40.045								
30	25.373	23.619	27.452	21.251	1'37.695	197,4	10:33'17.740								
31	24.545	23.155	27.066	21.185	1'35.951	201,5	10:34'53.691								
32	25.797	24.103	27.249	21.194	1'38.343	199,6	10:36'32.034								
33	24.792	23.194	27.271	5'08.152	6'23.409P	203,0	10:42'55.443								
34	54.596	24.286	28.099	22.430	2'09.411P	201,1	10:45'04.854								
35	24.581	23.189	27.052	20.902	1'35.724	201,9	10:46'40.578								
36	24.463	22.992	26.995	20.986	1'35.436	204,5	10:48'16.014								
37	24.482	23.049	26.831	20.916	1'35.278C	205,3	10:49'51.292								
38	24.630	24.255	31.104	21.106	1'41.095	163,9	10:51'32.387								
39	24.442	22.935	26.995	21.040	1'35.412	202,6	10:53'07.799								
40	24.501	23.004	27.038	20.841	1'35.384	203,4	10:54'43.183								

45 J. BEETON (1'35.928)

Lap	Seg.1	Seg.2	Seg.3	Seg.4	Lap Time	km/h	Local Time
1							9:00'29.174
2	46.396	27.064	30.892	3'12.456	4'56.808P	195,3	9:05'25.982
3	44.688	26.949	32.139	24.100	2'07.876P	165,6	9:07'33.858
4	27.948	26.054	31.460	22.557	1'48.019	170,6	9:09'21.877
5	26.413	25.232	28.028	21.507	1'41.180	196,0	9:11'03.057
6	25.434	23.926	27.547	21.962	1'38.869	200,7	9:12'41.926
7	25.255	23.143	27.617	21.265	1'37.280	197,4	9:14'19.206
8	25.021	23.371	27.351	21.780	1'37.523	200,4	9:15'56.729
9	25.257	23.308	27.346	21.304	1'37.215	198,2	9:17'33.944
10	25.432	23.270	27.392	21.404	1'37.498C	198,9	9:19'11.442
11	25.399	23.179	27.291	21.447	1'37.316	198,9	9:20'48.758
12	25.132	23.228	27.483	4'00.588	5'16.431P	197,8	9:26'05.189
13	45.238	27.637	32.906	23.848	2'09.629P	169,8	9:28'14.818
14	28.736	26.182	31.607	23.392	1'49.917	169,3	9:30'04.735
15	26.735	24.590	27.981	21.444	1'40.750	198,2	9:31'45.485
16	24.971	23.078	27.262	21.093	1'36.404	200,4	9:33'21.889
17	24.786	23.220	27.258	21.076	1'36.340	199,6	9:34'58.229
18	24.846	23.086	26.990	21.156	1'36.078	200,4	9:36'34.307
19	24.771	23.034	27.003	21.323	1'36.131	201,1	9:38'10.438
20	24.684	23.109	27.110	21.041	1'35.944	200,4	9:39'46.382
21	24.651	23.119	27.173	21.162	1'36.105	200,0	9:41'22.487
22	24.896	23.149	27.458	39'29.942	40'45.445P	198,2	10:22'07.932
23	57.354	27.098	33.858	23.724	2'22.034P	155,8	10:24'29.966
24	27.746	25.784	32.178	22.279	1'47.987	166,2	10:26'17.953
25	25.646	24.361	30.271	21.268	1'41.546	162,9	10:27'59.499
26	26.037	23.207	27.427	21.188	1'37.859C	199,6	10:29'37.358
27	24.727	23.246	27.310	21.128	1'36.411	199,6	10:31'13.769
28	24.737	23.546	27.199	21.147	1'36.629	200,0	10:32'50.398
29	25.092	23.187	27.265	21.245	1'36.789	200,0	10:34'27.187
30	24.888	23.082	27.268	21.642	1'36.880C	201,1	10:36'04.067
31	24.975	28.426	27.650	5'37.889	6'58.940P	199,3	10:43'03.007
32	53.719	28.665	31.883	23.651	2'17.918P	176,8	10:45'20.925
33	28.492	26.053	28.600	22.001	1'45.146	198,9	10:47'06.071
34	26.011	23.749	27.815	21.183	1'38.758	201,5	10:48'44.829
35	24.834	22.954	26.992	20.873	1'35.653C	203,0	10:50'20.482
36	24.840	23.215	27.067	21.132	1'36.254C	200,7	10:51'56.736
37	24.832	23.042	27.226	20.929	1'36.029	201,9	10:53'32.765
38	24.702	22.985	27.432	20.997	1'36.116	198,5	10:55'08.881
39	24.877	23.065	27.196	20.809	1'35.947	200,4	10:56'44.828
40	24.813	23.083	27.058	20.974	1'35.928	201,1	10:58'20.756
41	24.726	23.047	27.356	23.485	1'38.614	200,4	10:59'59.370

47 N. LACORTE (1'35.546)

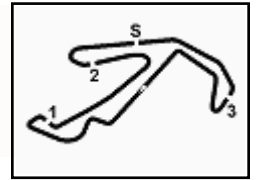
Lap	Seg.1	Seg.2	Seg.3	Seg.4	Lap Time	km/h	Local Time
1							9:01'17.123
2	51.349	28.842	34.380	43.554	2'38.125P	187,2	9:03'55.248
3					4'10.232P		9:08'05.480
4	46.825	25.310	29.817	22.655	2'04.607P	191,8	9:10'10.087
5	25.825	24.149	28.774	21.799	1'40.547	198,9	9:11'50.634
6	25.239	23.255	27.495	21.594	1'37.583	200,0	9:13'28.217

04/05/2023

P = Pits In/Out - C = Lap Time Cancelled



Powered by FICr PERUGIA TIMING



ACI Racing Weekend Misano, 6-7 Maggio 2023

Italian F4 Championship - Chronological Analysis Collective Test 1

Misano Circuit Sic 58 4.226 m

11 / 11

13	25.479	23.050	27.695	21.520	1'37.744	202,2	9:32'37.758
14	25.475	23.104	28.662	21.625	1'38.866	200,7	9:34'16.624
15	25.457	23.171	31.461	22.455	1'42.544	202,6	9:35'59.168
16	25.049	23.207	27.503	21.353	1'37.112	202,6	9:37'36.280
17	25.929	24.872	33.029	21.279	1'45.109	159,1	9:39'21.389
18	25.310	23.273	27.542	34.333	1'50.458P	202,2	9:41'11.847
19	9'33.101	23.770	27.636	21.575	10'46.082P	201,5	9:51'57.929
20	24.998	23.446	27.227	21.156	1'36.827	200,7	9:53'34.756
21	24.942	23.224	27.163	21.124	1'36.453	198,2	9:55'11.209
22	24.905	23.137	27.300	21.246	1'36.588	200,0	9:56'47.797
23	25.056	23.476	27.334	21.334	1'37.200	201,9	9:58'24.997
24	25.259	23.627	28.374	16'36.917	17'54.177P	202,2	10:16'19.174
25	18'59.976	27.578	29.975	22.160	20'19.689P	189,8	10:36'38.863
26	25.772	23.965	28.342	2'05.671	3'23.750CP	194,6	10:40'02.613
27	5'48.694	25.242	29.214	21.625	7'04.775P	185,2	10:47'07.388
28	25.379	23.333	28.362	21.552	1'38.626	200,0	10:48'46.014
29	24.848	23.117	27.417	21.163	1'36.545	200,7	10:50'22.559
30	24.925	23.130	27.222	21.058	1'36.335	201,1	10:51'58.894
31	25.277	23.011	27.422	21.114	1'36.824	200,4	10:53'35.718
32	24.729	22.982	27.239	21.093	1'36.043	199,6	10:55'11.761
33	24.958	24.360	28.356	21.097	1'38.771	198,5	10:56'50.532
34	24.730	23.090	27.317	21.289	1'36.426	199,3	10:58'26.958
35	24.981	22.964	27.269	21.144	1'36.358	199,3	11:00'03.316

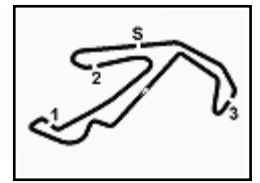
04/05/2023

P = Pits In/Out - C = Lap Time Cancelled



Powered by FICr PERUGIA TIMING

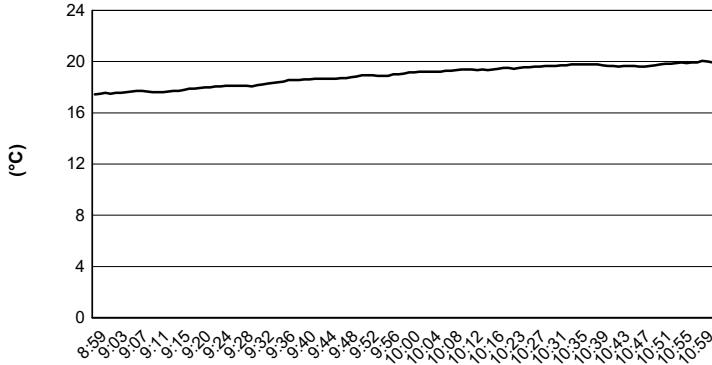




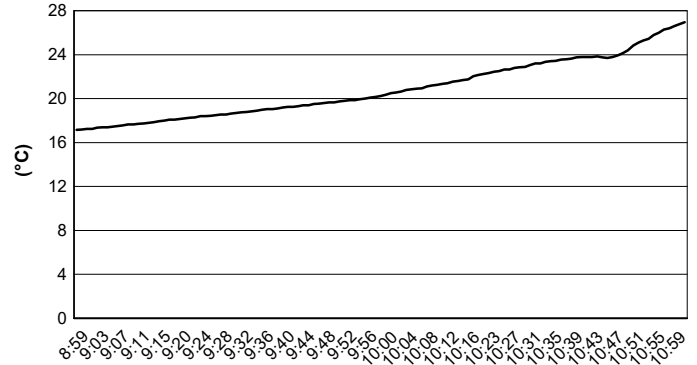
Misano Circuit Sic 58 4.226 m

ACI Racing Weekend Misano, 6-7 Maggio 2023
Italian F4 Championship - Weather Report Collective Test 1
Session started 09:00 - Session ended 11:02


Air Temperature



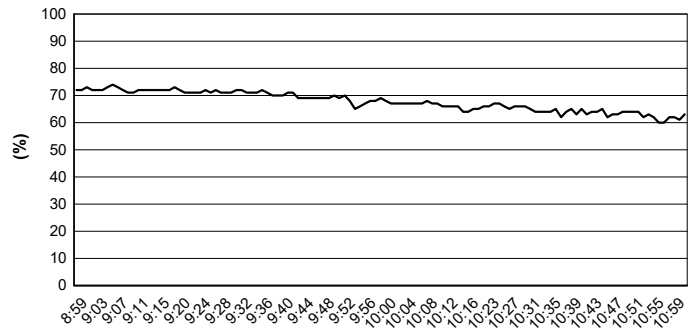
Track Temperature



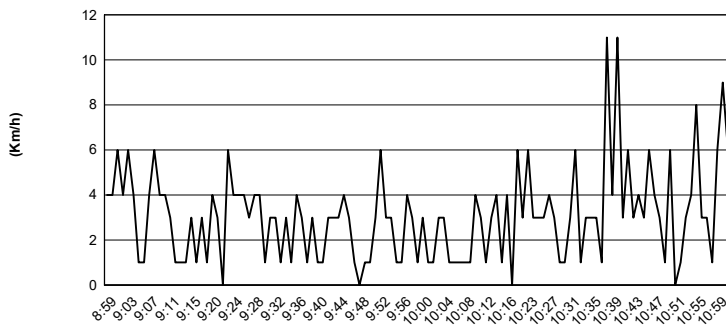
Air Pressure



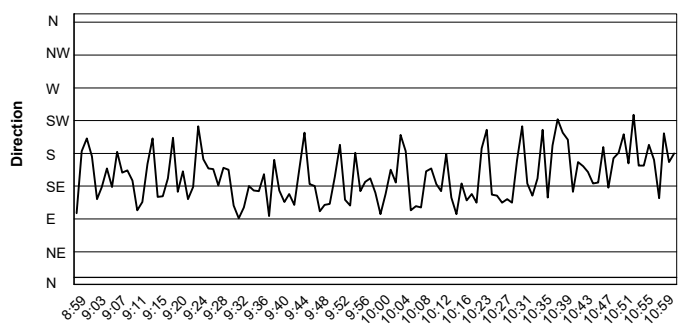
Humidity



Wind Speed



Wind Direction



04/05/2023

