

Circuit de Barcelona
EURO 4 Championship
Free Practice - 1
Provisional Results



Clas	Nº	Driver	Nat	Cat	Clas	Team	Nat	Vehicle	Laps	Best	Time	Gap	Interval	Km/h
1	51	Freddie Slater		R	1	Prema Racing		Tatuus F.4 T421	15	9	1:42.029			164.3
2	20	Zachary David		R	2	US Racing		Tatuus F.4 T421	15	11	1:42.049	0.020	0.020	164.2
3	3	Ugo Ugochukwu				Prema Racing		Tatuus F.4 T421	16	8	1:42.230	0.201	0.181	163.9
4	13	James Wharton				Prema Racing		Tatuus F.4 T421	16	6	1:42.296	0.267	0.066	163.8
5	31	Akshay Bohra		R	3	US Racing		Tatuus F.4 T421	15	13	1:42.374	0.345	0.078	163.7
6	12	Gianmarco Pradel		R	4	US Racing		Tatuus F.4 T421	16	9	1:42.486	0.457	0.112	163.5
7	15	Brando Badoer				Van Amersfoort Racing		Tatuus F.4 T421	16	15	1:42.490	0.461	0.004	163.5
8	74	Lin Hodenius				Van Amersfoort Racing		Tatuus F.4 T421	16	16	1:42.836	0.807	0.346	163.0
9	66	Ruiqi Liu		R	5	US Racing		Tatuus F.4 T421	16	13	1:43.002	0.973	0.166	162.7
10	23	Arvid Lindblad		R	6	Prema Racing		Tatuus F.4 T421	16	7	1:43.030	1.001	0.028	162.7
11	14	Rashid Al Dhaheri		R	7	Prema Racing		Tatuus F.4 T421	16	8	1:43.052	1.023	0.022	162.6
12	53	Giacomo Pedrini				Van Amersfoort Racing		Tatuus F.4 T421	16	13	1:43.075	1.046	0.023	162.6
13	8	Tuukka Taponen		R	8	Prema Racing		Tatuus F.4 T421	16	16	1:43.113	1.084	0.038	162.5
14	16	Aurelia Nobels		F	1	Prema Racing		Tatuus F.4 T421	14	8	1:43.409	1.380	0.296	162.1
15	47	Nicola Lacorte		R	9	Prema Racing		Tatuus F.4 T421	16	16	1:43.661	1.632	0.252	161.7
16	86	Diego De La Torre				AKM Motorsport		Tatuus F.4 T421	16	15	1:43.680	1.651	0.019	161.7
17	30	Frederik Lund				Van Amersfoort Racing		Tatuus F.4 T421	17	6	1:43.967	1.938	0.287	161.2
18	21	Tina Hausmann		R	10	AKM Motorsport		Tatuus F.4 T421	15	13	1:44.077	2.048	0.110	161.0

Published at:.....

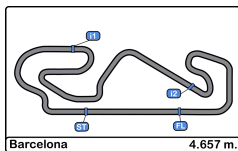
Track Temp: **14.3 °C** Air Temp: **17.6 °C** Humidity: **67 %** Track Status: **DRY**

Race Director:

Timekeeper:

Luis Garcia
 JOB-1605-ESP/M





Circuit de Barcelona
EURO 4 Championship
Free Practice - 1
Provisional Results by Category



Rookie														
Clas	Nº	Driver	Nat	Cat	Clas	Team	Nat	Vehicle	Laps	Best	Time	Gap	Interval	Km/h
1	51	Freddie Slater		R	1	Prema Racing		Tatuus F.4 T421	15	9	1:42.029			164.3
2	20	Zachary David		R	2	US Racing		Tatuus F.4 T421	15	11	1:42.049	0.020	0.020	164.2
3	31	Akshay Bohra		R	3	US Racing		Tatuus F.4 T421	15	13	1:42.374	0.345	0.325	163.7
4	12	Gianmarco Pradel		R	4	US Racing		Tatuus F.4 T421	16	9	1:42.486	0.457	0.112	163.5
5	66	Ruiqi Liu		R	5	US Racing		Tatuus F.4 T421	16	13	1:43.002	0.973	0.516	162.7
6	23	Arvid Lindblad		R	6	Prema Racing		Tatuus F.4 T421	16	7	1:43.030	1.001	0.028	162.7
7	14	Rashid Al Dhaheri		R	7	Prema Racing		Tatuus F.4 T421	16	8	1:43.052	1.023	0.022	162.6
8	8	Tuukka Taponen		R	8	Prema Racing		Tatuus F.4 T421	16	16	1:43.113	1.084	0.061	162.5
9	47	Nicola Lacorte		R	9	Prema Racing		Tatuus F.4 T421	16	16	1:43.661	1.632	0.548	161.7
10	21	Tina Hausmann		R	10	AKM Motorsport		Tatuus F.4 T421	15	13	1:44.077	2.048	0.416	161.0

F														
Clas	Nº	Driver	Nat	Cat	Clas	Team	Nat	Vehicle	Laps	Best	Time	Gap	Interval	Km/h
1	16	Aurelia Nobels		F	1	Prema Racing		Tatuus F.4 T421	14	8	1:43.409			162.1
1	3	Ugo Ugochukwu				Prema Racing		Tatuus F.4 T421	16	8	1:42.230			163.9
2	13	James Wharton				Prema Racing		Tatuus F.4 T421	16	6	1:42.296	0.066	0.066	163.8
3	15	Brando Badoer				Van Amersfoort Racing		Tatuus F.4 T421	16	15	1:42.490	0.260	0.194	163.5
4	74	Lin Hodenius				Van Amersfoort Racing		Tatuus F.4 T421	16	16	1:42.836	0.606	0.346	163.0
5	53	Giacomo Pedrini				Van Amersfoort Racing		Tatuus F.4 T421	16	13	1:43.075	0.845	0.239	162.6
6	86	Diego De La Torre				AKM Motorsport		Tatuus F.4 T421	16	15	1:43.680	1.450	0.605	161.7
7	30	Frederik Lund				Van Amersfoort Racing		Tatuus F.4 T421	17	6	1:43.967	1.737	0.287	161.2

Published at:.....

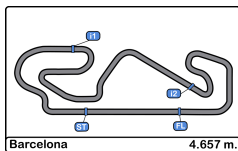
Track Temp: 14.3 °C Air Temp: 17.6 °C Humidity: 67 % Track Status: DRY

Race Director:

Timekeeper:

Luis Garcia
 JOB-1605-ESP/M





Circuit de Barcelona
 EURO 4 Championship
 Free Practice - 1
 Lap Analysis



3

Ugo Ugochukwu

Tatuus F.4 T421

12

Gianmarco Pradel

Tatuus F.4 T421

Prema Racing

Rookie

US Racing

Lap	D	Time	Sector 1	Sector 2	Sector 3	T. Spd	Elapsed	Lap	D	Time	Sector 1	Sector 2	Sector 3	T. Spd	Elapsed
1		9:41:25.246 P	9:39:49.386	49.217	46.643	122.0	9:41:25.246	1		9:41:52.000 P	9:40:08.833	48.549	54.618	147.5	9:41:52.000
2		5:24.784	4:03.553	47.153	34.078	145.1	9:46:50.030	2		3:56.769	2:42.100	43.120	31.549	156.2	9:45:48.769
3		2:37.314 P	34.447	1:04.767	58.100	218.6	9:49:27.344	3		1:44.752	32.192	41.759	30.801	224.0	9:47:33.521
4		2:28.533	1:13.378	43.729	31.426	161.6	9:51:55.877	4		3:22.619 P	59.188	1:23.247	1:00.184	121.8	9:50:56.140
5		1:45.103	32.454	41.928	30.721	217.7	9:53:40.980	5		2:28.260	1:09.777	42.052	36.431	156.2	9:53:24.400
6		1:43.591	31.666	41.421	30.504	224.5	9:55:24.571	6		1:42.916	31.498	41.257	30.161	225.9	9:55:07.316
7		1:42.928	31.334	41.212	30.382	226.8	9:57:07.499	7		1:42.761	31.509	41.159	30.093	229.2	9:56:50.077
8		1:42.230	31.149	41.092	29.989	226.8	9:58:49.729	8		1:42.562	31.225	41.078	30.259	226.4	9:58:32.639
9		1:56.922	37.284	48.883	30.755	201.8	10:00:46.651	9		1:42.486	31.218	41.053	30.215	225.4	10:00:15.125
10		1:42.731	31.343	41.171	30.217	224.0	10:02:29.382	10		1:50.401 P	31.260	41.212	37.929	226.4	10:02:05.526
11		1:58.499 P	31.766	44.346	42.387	226.8	10:04:27.881	11		6:17.261	5:05.399	41.526	30.336	161.1	10:08:22.787
12		8:09.532	6:56.408	42.474	30.650	156.5	10:12:37.413	12		1:42.523	31.267	41.044	30.212	225.9	10:10:05.310
13		1:43.190	31.456	41.457	30.277	227.3	10:14:20.603	13		1:42.694	31.389	41.095	30.210	225.4	10:11:48.004
14		1:42.620	31.209	41.172	30.239	227.8	10:16:03.223	14		1:42.806	31.321	41.159	30.326	226.8	10:13:30.810
15		1:54.560	37.493	46.580	30.487	217.3	10:17:57.783	15		1:53.447	35.871	45.184	32.392	226.8	10:15:24.257
16		1:42.420	31.177	41.093	30.150	227.3	10:19:40.203	16		1:42.779	31.283	41.134	30.362	227.3	10:17:07.036
17			31.443	42.689		226.8		17			31.364	41.248		226.8	

8

Tuukka Taponen

Tatuus F.4 T421

13

James Wharton

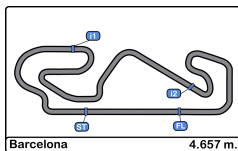
Tatuus F.4 T421

Rookie

Prema Racing

Prema Racing

Lap	D	Time	Sector 1	Sector 2	Sector 3	T. Spd	Elapsed	Lap	D	Time	Sector 1	Sector 2	Sector 3	T. Spd	Elapsed
1		9:41:33.686 P	9:39:51.615	51.756	50.315	121.0	9:41:33.686	1		9:41:13.019 P	9:39:48.292	45.354	39.373	144.1	9:41:13.019
2		5:20.526	4:00.821	45.968	33.737	160.2	9:46:54.212	2		5:46.554	4:30.891	43.728	31.935	157.6	9:46:59.573
3		2:36.273 P	33.933	1:03.734	58.606	219.9	9:49:30.485	3		2:37.991 P	33.084	1:03.412	1:01.495	221.3	9:49:37.564
4		2:39.395	1:24.839	43.118	31.438	148.7	9:52:09.880	4		2:11.999	59.176	42.304	30.519	165.6	9:51:49.563
5		1:44.259	32.026	41.765	30.468	225.0	9:53:54.139	5		1:43.448	31.669	41.580	30.199	225.4	9:53:33.011
6		1:48.242	31.749	41.797	34.696	226.4	9:55:42.381	6		1:42.296	31.186	41.122	29.988	227.8	9:55:15.307
7		1:43.705	31.586	41.582	30.537	226.8	9:57:26.086	7		1:42.462	31.206	41.159	30.097	228.3	9:56:57.769
8		1:43.716	31.662	41.608	30.446	226.4	9:59:09.802	8		2:03.875	37.129	52.690	34.056	228.8	9:59:01.644
9		1:55.422	37.450	46.064	31.908	180.0	10:01:05.224	9		1:42.571	31.240	41.254	30.077	227.3	10:00:44.215
10		1:43.814	31.623	41.646	30.545	227.3	10:02:49.038	10		1:42.716	31.213	41.221	30.282	229.2	10:02:26.931
11		2:02.006 P	32.002	44.253	45.751	227.3	10:04:51.044	11		1:51.704 P	31.687	42.317	37.700	226.8	10:04:18.635
12		7:36.517	6:21.537	43.708	31.272	156.0	10:12:27.561	12		8:47.083	7:33.117	43.151	30.815	158.8	10:13:05.718
13		1:43.487	31.594	41.524	30.369	225.9	10:14:11.048	13		1:43.063	31.387	41.465	30.211	225.9	10:14:48.781
14		1:43.171	31.581	41.353	30.237	226.4	10:15:54.219	14		1:43.042	31.354	41.507	30.181	225.0	10:16:31.823
15		1:53.739	36.105	46.293	31.341	194.2	10:17:47.958	15		1:42.687	31.304	41.289	30.094	227.8	10:18:14.510
16		1:43.113	31.447	41.374	30.292	227.3	10:19:31.071	16		1:42.695	31.293	41.322	30.080	227.3	10:19:57.205
17			31.452	43.828		226.8		17			31.728	42.459		227.8	



Circuit de Barcelona
 EURO 4 Championship
 Free Practice - 1
 Lap Analysis



14 Rashid Al Dhaheri Tatuus F.4 T421 **16** Aurelia Nobels Tatuus F.4 T421
 Rookie Prema Racing F Prema Racing

Lap D	Time	Sector 1	Sector 2	Sector 3	T. Spd	Elapsed	Lap D	Time	Sector 1	Sector 2	Sector 3	T. Spd	Elapsed
1	9:41:48.589 P	9:40:03.132	51.460	53.997	121.7	9:41:48.589	1	9:41:54.699 P	9:40:06.068	52.257	56.374	117.3	9:41:54.699
2	5:48.226	4:25.514	47.650	35.062	151.6	9:47:36.815	2	5:46.344	4:22.566	49.967	33.811	135.1	9:47:41.043
3	3:09.219	1:02.396	1:25.063	41.760	136.3	9:50:46.034	3	3:19.813 P	58.952	1:25.183	55.678	132.5	9:51:00.856
4	1:48.511	33.951	43.469	31.091	216.4	9:52:34.545	4	2:17.652	59.559	45.497	32.596	141.3	9:53:18.508
5	1:44.743	32.108	41.991	30.644	225.9	9:54:19.288	5	1:48.075	33.081	43.491	31.503	225.0	9:55:06.583
6	1:43.774	31.653	41.605	30.516	225.9	9:56:03.062	6	1:45.887	32.896	42.289	30.702	225.4	9:56:52.470
7	1:43.145	31.495	41.358	30.292	225.9	9:57:46.207	7	1:43.751	31.509	41.693	30.549	227.8	9:58:36.221
8	1:43.052	31.319	41.474	30.259	226.8	9:59:29.259	8	1:43.409	31.453	41.521	30.435	226.8	10:00:19.630
9	1:43.165	31.501	41.400	30.264	225.4	10:01:12.424	9	1:43.555	31.541	41.572	30.442	226.4	10:02:03.185
10	1:52.297	35.062	45.510	31.725	226.4	10:03:04.721	10	1:54.714 P	31.644	41.627	41.443	226.4	10:03:57.899
11	1:54.570 P	31.687	41.517	41.366	225.0	10:04:59.291	11	8:58.312	7:42.006	45.150	31.156	127.3	10:12:56.211
12	7:17.333	6:02.662	43.431	31.240	156.2	10:12:16.624	12	1:43.857	31.550	41.733	30.574	227.8	10:14:40.068
13	1:43.756	31.774	41.585	30.397	225.0	10:14:00.380	13	1:43.534	31.555	41.523	30.456	227.8	10:16:23.602
14	1:43.354	31.566	41.450	30.338	225.0	10:15:43.734	14	1:46.362	31.322	41.505	33.535	228.8	10:18:09.964
15	1:43.249	31.448	41.397	30.404	225.0	10:17:26.983	15		40.393	43.236		161.9	
16	1:43.475	31.441	41.629	30.405	225.9	10:19:10.458							
17		32.031	43.370		226.4								

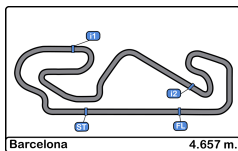
15 Brando Badoer Tatuus F.4 T421 **20** Zachary David Tatuus F.4 T421
 Van Amersfoort Racing Rookie US Racing

Lap D	Time	Sector 1	Sector 2	Sector 3	T. Spd	Elapsed	Lap D	Time	Sector 1	Sector 2	Sector 3	T. Spd	Elapsed
1	9:41:58.259 P	9:40:12.794	48.262	57.203	142.6	9:41:58.259	1	9:41:42.126 P	9:40:05.038	46.506	50.582	150.4	9:41:42.126
2	4:13.395	2:55.374	45.428	32.593	153.4	9:46:11.654	2	4:28.956 P	3:00.171	43.702	45.083	160.4	9:46:11.082
3	2:00.682 P	33.501	43.141	44.040	225.0	9:48:12.336	3	6:28.895	5:16.215	42.159	30.521	153.6	9:52:39.977
4	4:03.194	2:46.931	44.500	31.763	144.0	9:52:15.530	4	1:43.856	32.149	41.522	30.185	225.4	9:54:23.833
5	1:44.286	32.045	41.564	30.677	228.3	9:53:59.816	5	1:42.588	31.536	41.112	29.940	226.4	9:56:06.421
6	1:43.544	31.509	41.397	30.638	228.3	9:55:43.360	6	1:43.754	31.243	41.478	31.033	229.2	9:57:50.175
7	1:44.533	31.347	41.413	31.773	229.2	9:57:27.893	7	1:42.313	31.268	41.024	30.021	233.7	9:59:32.488
8	1:42.947	31.400	41.273	30.274	228.3	9:59:10.840	8	1:55.326 P	31.350	41.324	42.652	226.4	10:01:27.814
9	1:43.065	31.317	41.238	30.510	227.8	10:00:53.905	9	5:54.484	4:41.876	42.292	30.316	162.4	10:07:22.298
10	2:02.087	33.802	56.735	31.550	228.8	10:02:55.992	10	1:42.164	31.341	40.915	29.908	225.9	10:09:04.462
11	1:57.839 P	31.452	41.336	45.051	227.3	10:04:53.831	11	1:42.049	31.331	40.771	29.947	225.0	10:10:46.511
12	6:57.727	5:44.744	42.166	30.817	161.4	10:11:51.558	12	1:42.331	31.193	41.101	30.037	226.8	10:12:28.842
13	1:42.560	31.232	41.202	30.126	227.8	10:13:34.118	13	1:42.534	31.215	41.118	30.201	228.8	10:14:11.376
14	1:42.516	31.234	41.123	30.159	228.3	10:15:16.634	14	1:50.550	35.729	44.072	30.749	177.9	10:16:01.926
15	1:42.490	31.292	41.091	30.107	227.3	10:16:59.124	15	1:42.457	31.331	41.095	30.031	226.4	10:17:44.383
16	1:47.500	31.314	45.321	30.865	228.3	10:18:46.624	16		31.257	45.684		226.8	
17		31.378	41.387		227.3								

21 Tina Hausmann Tatuus F.4 T421
 Rookie AKM Motorsport

Lap D	Time	Sector 1	Sector 2	Sector 3	T. Spd	Elapsed
1	9:41:53.530	9:40:29.365	48.748	35.417	105.3	9:41:53.530
2	1:52.317	34.442	44.431	33.444	218.1	9:43:45.847
3	1:50.004	33.464	43.878	32.662	222.2	9:45:35.851
4	15:15.921	13:57.959	45.537	32.425	151.6	10:00:51.772
5	1:48.123	32.938	42.920	32.265	224.0	10:02:39.895
6	1:46.887	32.486	42.508	31.893	225.4	10:04:26.782
7	1:45.538	32.005	42.223	31.310	224.5	10:06:12.320
8	1:45.159	32.101	41.990	31.068	223.6	10:07:57.479
9	1:44.674	31.777	42.038	30.859	223.6	10:09:42.153
10	1:44.337	31.564	42.012	30.761	225.4	10:11:26.490
11	1:44.580	31.768	42.062	30.750	226.8	10:13:11.070
12	1:44.080	31.576	41.762	30.742	225.4	10:14:55.150
13	1:44.077	31.627	41.798	30.652	228.3	10:16:39.227
14	1:44.263	31.574	41.885	30.804	227.3	10:18:23.490
15	1:44.292	31.658	41.866	30.768	226.4	10:20:07.782
16		31.733	41.996		226.4	





Circuit de Barcelona
EURO 4 Championship
Free Practice - 1
Lap Analysis



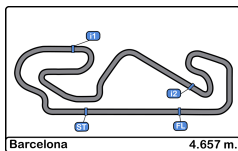
23	Arvid Lindblad	Tatuus F.4 T421	31	Akshay Bohra
Rookie	Prema Racing	Rookie	US Racing	

Lap	D	Time	Sector 1	Sector 2	Sector 3	T. Spd	Elapsed	Lap	D	Time	Sector 1	Sector 2	Sector 3	T. Spd	Elapsed
1		9:41:20.514 P	9:39:51.632	47.546	41.336	132.1	9:41:20.514	1		9:42:07.954 P	9:40:25.922	49.102	52.930	117.7	9:42:07.954
2		5:51.920	4:33.055	46.749	32.116	153.8	9:47:12.434	2		3:59.657	2:43.334	44.503	31.820	132.8	9:46:07.611
3		2:29.709 P	36.404	59.655	53.650	178.5	9:49:42.143	3		2:02.691 P	32.871	42.446	47.374	220.8	9:48:10.302
4		2:18.393	1:01.289	43.019	34.085	161.1	9:52:00.536	4		3:54.734	2:41.514	42.356	30.864	135.8	9:52:05.036
5		1:43.699	31.805	41.388	30.506	226.8	9:53:44.235	5		1:44.120	32.029	41.759	30.332	223.6	9:53:49.156
6		1:43.461	31.466	41.601	30.394	227.8	9:55:27.696	6		1:43.438	31.542	41.632	30.264	226.8	9:55:32.594
7		1:43.030	31.349	41.311	30.370	228.8	9:57:10.726	7		1:42.781	31.357	41.189	30.235	226.8	9:57:15.375
8		1:43.360	31.411	41.559	30.390	226.8	9:58:54.086	8		1:44.006	31.511	41.668	30.827	226.8	9:58:59.381
9		1:57.913	39.093	47.341	31.479	206.8	10:00:51.999	9		1:43.479	31.670	41.400	30.409	225.9	10:00:42.860
10		1:43.329	31.451	41.414	30.464	231.2	10:02:35.328	10		1:55.511 P	31.654	41.408	42.449	225.0	10:02:38.371
11		1:54.889 P	31.529	41.388	41.972	227.8	10:04:30.217	11		8:22.967	7:09.436	42.580	30.951	161.9	10:11:01.338
12		8:24.909	7:08.928	45.094	30.887	155.3	10:12:55.126	12		1:42.784	31.486	41.115	30.183	225.9	10:12:44.122
13		1:43.376	31.498	41.466	30.412	224.5	10:14:38.502	13		1:42.374	31.255	41.066	30.053	227.8	10:14:26.496
14		2:11.368	38.060	1:00.203	33.105	224.5	10:16:49.870	14		1:55.218	31.370	50.937	32.911	228.8	10:16:21.714
15		1:43.383	31.574	41.382	30.427	225.4	10:18:33.253	15		1:43.073	31.345	41.398	30.330	228.8	10:18:04.787
16		1:43.472	31.521	41.549	30.402	226.4	10:20:16.725	16			32.238	42.844		228.8	
17			31.574	41.622		226.4		17							

30	Frederik Lund	Tatuus F.4 T421	47	Nicola Lacorte
	Van Amersfoort Racing	Rookie	Prema Racing	

Lap	D	Time	Sector 1	Sector 2	Sector 3	T. Spd	Elapsed	Lap	D	Time	Sector 1	Sector 2	Sector 3	T. Spd	Elapsed
1		9:42:00.299 P	9:40:14.699	49.030	56.570	143.4	9:42:00.299	1		9:41:27.317 P	9:39:54.049	48.430	44.838	148.1	9:41:27.317
2		4:23.750	3:07.531	44.629	31.590	159.2	9:46:24.049	2		5:48.883	4:29.982	46.104	32.797	156.7	9:47:16.200
3		1:58.410 P	32.875	42.748	42.787	222.6	9:48:22.459	3		2:33.565 P	42.265	56.391	54.909	201.1	9:49:49.765
4		3:53.857	2:38.659	43.625	31.573	157.8	9:52:16.316	4		2:17.399	1:03.168	43.027	31.204	136.7	9:52:07.164
5		1:45.120	32.295	42.238	30.587	228.3	9:54:01.436	5		1:45.738	32.678	42.083	30.977	225.9	9:53:52.902
6		1:43.967	31.780	41.686	30.501	226.4	9:55:45.403	6		1:44.979	32.299	42.003	30.677	225.9	9:55:37.881
7		1:44.211	31.766	41.767	30.678	226.4	9:57:29.614	7		1:44.710	31.797	42.036	30.877	226.8	9:57:22.591
8		1:45.377	31.765	42.243	31.369	226.4	9:59:14.991	8		1:54.411	37.267	45.796	31.348	183.3	9:59:17.002
9		1:44.020	31.646	41.758	30.616	230.2	10:00:59.011	9		1:44.835	31.986	42.166	30.683	226.8	10:01:01.837
10		1:44.676	31.834	42.092	30.750	226.4	10:02:43.687	10		1:44.310	31.854	41.742	30.714	227.8	10:02:46.147
11		1:59.497 P	32.235	43.372	43.890	226.4	10:04:43.184	11		1:55.620 P	31.999	41.831	41.790	227.8	10:04:41.767
12		5:10.273	3:56.933	42.428	30.912	164.1	10:09:53.457	12		8:34.804	7:17.755	44.532	32.517	157.2	10:13:16.571
13		1:44.491	31.922	42.001	30.568	224.5	10:11:37.948	13		1:44.179	31.683	41.850	30.646	227.3	10:15:00.750
14		1:44.964	31.893	41.983	31.088	225.0	10:13:22.912	14		1:44.074	31.584	42.129	30.361	228.3	10:16:44.824
15		1:44.647	31.917	42.077	30.653	225.0	10:15:07.559	15		1:43.788	31.654	41.735	30.399	227.8	10:18:28.612
16		1:45.764	31.951	42.788	31.025	225.0	10:16:53.323	16		1:43.661	31.540	41.580	30.541	227.8	10:20:12.273
17		1:45.145	31.834	42.149	31.162	226.8	10:18:38.468	17			31.574	42.053		229.2	
18			34.016	44.265		224.0		18							





Circuit de Barcelona
EURO 4 Championship
Free Practice - 1
Lap Analysis



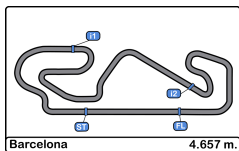
51	Freddie Slater	Tatuus F.4 T421	66	Ruiqi Liu	Tatuus F.4 T421
	Rookie	Prema Racing		Rookie	US Racing

Lap	D	Time	Sector 1	Sector 2	Sector 3	T. Spd	Elapsed	Lap	D	Time	Sector 1	Sector 2	Sector 3	T. Spd	Elapsed
1		9:41:38.298 P	9:39:57.803	50.637	49.858	116.7	9:41:38.298	1		9:41:55.903 P	9:40:11.638	48.193	56.072	147.3	9:41:55.903
2		5:47.634	4:27.881	46.584	33.169	142.2	9:47:25.932	2		3:58.135 P	2:32.772	44.382	40.981	163.6	9:45:54.038
3		2:28.946 P	36.930	52.501	59.515	179.4	9:49:54.878	3		6:28.447	5:13.926	43.572	30.949	154.7	9:52:22.485
4		2:19.086	1:03.904	44.348	30.834	148.7	9:52:13.964	4		1:44.463	32.162	41.944	30.357	226.8	9:54:06.948
5		1:43.979	31.307	42.028	30.644	228.3	9:53:57.943	5		1:43.498	31.662	41.630	30.206	227.8	9:55:50.446
6		1:42.469	31.141	41.090	30.238	228.8	9:55:40.412	6		1:43.280	31.456	41.510	30.314	227.8	9:57:33.726
7		1:42.652	31.181	41.166	30.305	228.3	9:57:23.064	7		1:43.689	31.502	41.621	30.566	231.2	9:59:17.415
8		1:50.382	34.997	45.099	30.286	199.6	9:59:13.446	8		1:50.294	34.128	44.389	31.777	231.2	10:01:07.709
9		1:42.029	31.016	41.045	29.968	227.8	10:00:55.475	9		1:43.436	31.607	41.554	30.275	226.8	10:02:51.145
10		1:50.770 P	31.173	41.223	38.374	228.8	10:02:46.245	10		1:55.208 P	31.498	41.532	42.178	227.8	10:04:46.353
11		9:21.525	8:08.289	42.990	30.246	153.8	10:12:07.770	11		5:40.613	4:26.946	42.340	31.327	160.7	10:10:26.966
12		1:42.247	31.162	41.098	29.987	227.3	10:13:50.017	12		1:43.318	31.579	41.465	30.274	224.5	10:12:10.284
13		1:42.224	31.186	41.047	29.991	227.3	10:15:32.241	13		1:43.002	31.445	41.424	30.133	226.8	10:13:53.286
14		1:42.415	31.239	41.128	30.048	225.4	10:17:14.656	14		1:43.287	31.553	41.497	30.237	226.4	10:15:36.573
15		1:42.219	31.084	41.065	30.070	227.3	10:18:56.875	15		1:43.245	31.477	41.427	30.341	226.8	10:17:19.818
16			31.206	41.220		227.8		16		1:43.523	31.559	41.575	30.389	226.4	10:19:03.341
17								17			31.434	41.514		227.3	

53	Giacomo Pedrini	Tatuus F.4 T421	74	Lin Hodenius	Tatuus F.4 T421
		Van Amersfoort Racing			Van Amersfoort Racing

Lap	D	Time	Sector 1	Sector 2	Sector 3	T. Spd	Elapsed	Lap	D	Time	Sector 1	Sector 2	Sector 3	T. Spd	Elapsed
1		9:42:03.022 P	9:40:15.740	48.714	58.568	132.0	9:42:03.022	1		9:42:04.657 P	9:40:16.314	49.670	58.673	141.5	9:42:04.657
2		4:58.500	3:38.913	46.149	33.438	161.6	9:47:01.522	2		4:08.028	2:50.576	45.604	31.848	151.4	9:46:12.685
3		2:37.572 P	34.304	1:00.812	1:02.456	215.1	9:49:39.094	3		2:00.775 P	32.852	44.113	43.810	223.6	9:48:13.460
4		2:38.657	1:23.364	43.516	31.777	163.8	9:52:17.751	4		4:06.509	2:46.348	46.532	33.629	150.4	9:52:19.969
5		1:45.773	32.370	42.415	30.988	226.4	9:54:03.524	5		1:43.707	31.912	41.401	30.394	227.3	9:54:03.676
6		1:45.256	32.417	42.074	30.765	213.4	9:55:48.780	6		1:43.693	31.639	41.524	30.530	227.3	9:55:47.369
7		1:44.271	31.937	41.957	30.377	226.8	9:57:33.051	7		1:43.115	31.599	41.333	30.183	227.8	9:57:30.484
8		1:45.658	31.688	41.783	32.187	228.3	9:59:18.709	8		1:44.051	31.470	41.842	30.739	231.2	9:59:14.535
9		1:43.877	31.685	41.687	30.505	227.8	10:01:02.586	9		1:43.301	31.521	41.396	30.384	228.3	10:00:57.836
10		1:58.912 P	31.662	42.076	45.174	229.7	10:03:01.498	10		1:43.362	31.431	41.551	30.380	227.3	10:02:41.198
11		6:17.535	5:03.965	42.969	30.601	166.9	10:09:19.033	11		1:51.155 P	31.523	42.286	37.346	227.3	10:04:32.353
12		1:43.835	31.676	41.665	30.494	224.0	10:11:02.868	12		7:09.825	5:57.060	42.343	30.422	160.0	10:11:42.178
13		1:43.075	31.369	41.459	30.247	227.3	10:12:45.943	13		1:42.943	31.401	41.413	30.129	225.4	10:13:25.121
14		1:43.462	31.519	41.587	30.356	227.8	10:14:29.405	14		1:43.152	31.393	41.536	30.223	227.3	10:15:08.273
15		1:47.277	31.584	42.363	33.330	226.8	10:16:16.682	15		1:42.921	31.350	41.530	30.041	229.2	10:16:51.194
16		1:43.844	31.516	41.539	30.789	226.4	10:18:00.526	16		1:42.836	31.211	41.410	30.215	228.8	10:18:34.030
17			31.602	41.817		226.8		17			31.257	41.457		230.2	





Circuit de Barcelona
 EURO 4 Championship
 Free Practice - 1
 Lap Analysis



86

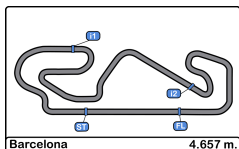
Diego De La Torre

Tatuus F.4 T421

AKM Motorsport

Lap	D	Time	Sector 1	Sector 2	Sector 3	T. Spd	Elapsed
1		9:42:02.426	9:40:31.994	53.469	36.963	96.6	9:42:02.426
2		2:00.651	37.333	48.865	34.453	214.7	9:44:03.077
3		1:52.183	35.999	43.988	32.196	218.1	9:45:55.260
4		1:46.835	32.579	42.986	31.270	220.4	9:47:42.095
5		3:06.036	59.056	1:24.809	42.171	122.0	9:50:48.131
6		1:47.109	33.129	42.858	31.122	220.8	9:52:35.240
7		1:44.875	31.863	42.097	30.915	227.8	9:54:20.115
8		1:45.139	31.816	42.474	30.849	229.7	9:56:05.254
9		1:44.691	31.725	41.983	30.983	227.3	9:57:49.945
10		1:59.906 P	32.047	42.175	45.684	228.3	9:59:49.851
11		11:38.610	10:20.235	47.430	30.945	158.1	10:11:28.461
12		1:44.435	31.959	41.695	30.781	223.1	10:13:12.896
13		1:44.075	31.560	41.718	30.797	229.2	10:14:56.971
14		1:43.963	31.467	41.588	30.908	229.2	10:16:40.934
15		1:43.680	31.570	41.476	30.634	229.7	10:18:24.614
16		1:43.781	31.456	41.552	30.773	229.7	10:20:08.395
17			31.593	41.989		230.2	

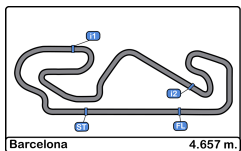




Circuit de Barcelona
EURO 4 Championship
Free Practice - 1
Best Sectors Results



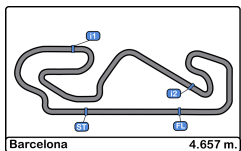
Sector - 1			Sector - 2			Sector - 3			Ideal Lap vs Best Lap						
Clas	Nº	Driver	Time	Nº	Driver	Time	Nº	Driver	Time	Clas	Nº	Driver	Ideal Lap	Best Lap	Clas
1	51	Freddie Slater	31.016	20	Zachary David	40.771	20	Zachary David	29.908	1	20	Zachary David	1:41.872	1:42.049	2
2	3	Ugo Ugochukwu	31.149	12	Gianmarco Pradel	41.044	51	Freddie Slater	29.968	2	51	Freddie Slater	1:42.029	1:42.029	1
3	13	James Wharton	31.186	51	Freddie Slater	41.045	13	James Wharton	29.988	3	3	Ugo Ugochukwu	1:42.230	1:42.230	3
4	20	Zachary David	31.193	31	Akshay Bohra	41.066	3	Ugo Ugochukwu	29.989	4	13	James Wharton	1:42.296	1:42.296	4
5	74	Lin Hoenius	31.211	15	Brando Badoer	41.091	74	Lin Hoenius	30.041	5	12	Gianmarco Pradel	1:42.355	1:42.486	6
6	12	Gianmarco Pradel	31.218	3	Ugo Ugochukwu	41.092	31	Akshay Bohra	30.053	6	31	Akshay Bohra	1:42.374	1:42.374	5
7	15	Brando Badoer	31.232	13	James Wharton	41.122	12	Gianmarco Pradel	30.093	7	15	Brando Badoer	1:42.430	1:42.490	7
8	31	Akshay Bohra	31.255	23	Arvid Lindblad	41.311	15	Brando Badoer	30.107	8	74	Lin Hoenius	1:42.585	1:42.836	8
9	14	Rashid Al Dhaheri	31.319	74	Lin Hoenius	41.333	66	Ruiqi Liu	30.133	9	14	Rashid Al Dhaheri	1:42.936	1:43.052	11
10	16	Aurelia Nobels	31.322	8	Tuukka Taponen	41.353	8	Tuukka Taponen	30.237	10	66	Ruiqi Liu	1:42.991	1:43.002	9
11	23	Arvid Lindblad	31.349	14	Rashid Al Dhaheri	41.358	53	Giacomo Pedrini	30.247	11	23	Arvid Lindblad	1:43.030	1:43.030	10
12	53	Giacomo Pedrini	31.369	66	Ruiqi Liu	41.424	14	Rashid Al Dhaheri	30.259	12	8	Tuukka Taponen	1:43.037	1:43.113	13
13	66	Ruiqi Liu	31.434	53	Giacomo Pedrini	41.459	47	Nicola Lacorte	30.361	13	53	Giacomo Pedrini	1:43.075	1:43.075	12
14	8	Tuukka Taponen	31.447	86	Diego De La Torre	41.476	23	Arvid Lindblad	30.370	14	16	Aurelia Nobels	1:43.262	1:43.409	14
15	86	Diego De La Torre	31.456	16	Aurelia Nobels	41.505	16	Aurelia Nobels	30.435	15	47	Nicola Lacorte	1:43.481	1:43.661	15
16	47	Nicola Lacorte	31.540	47	Nicola Lacorte	41.580	30	Frederik Lund	30.501	16	86	Diego De La Torre	1:43.566	1:43.680	16
17	21	Tina Hausmann	31.564	30	Frederik Lund	41.686	86	Diego De La Torre	30.634	17	30	Frederik Lund	1:43.833	1:43.967	17
18	30	Frederik Lund	31.646	21	Tina Hausmann	41.762	21	Tina Hausmann	30.652	18	21	Tina Hausmann	1:43.978	1:44.077	18



Circuito de Barcelona
 EURO 4 Championship
 Free Practice - 1
 Best 5 Lap Times



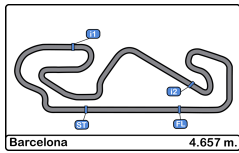
Cls	Nº	Driver	Nat	Cat	Cls	Team	Nat	Vehicle	Best 1		Best 2		Best 3		Best 4		Best 5		
									Time	Lap	Time	Lap	Time	Lap	Time	Lap	Time	Lap	
1	51	Freddie Slater		R	1	Prema Racing		ITA	Tatuus F.4 T421	1:42.029	9	1:42.219	15	1:42.224	13	1:42.247	12	1:42.415	14
2	20	Zachary David		R	2	US Racing		DEU	Tatuus F.4 T421	1:42.049	11	1:42.164	10	1:42.313	7	1:42.331	12	1:42.457	15
3	3	Ugo Ugochukwu				Prema Racing		ITA	Tatuus F.4 T421	1:42.230	8	1:42.420	16	1:42.620	14	1:42.731	10	1:42.928	7
4	13	James Wharton				Prema Racing		ITA	Tatuus F.4 T421	1:42.296	6	1:42.462	7	1:42.571	9	1:42.687	15	1:42.695	16
5	31	Akshay Bohra		R	3	US Racing		DEU	Tatuus F.4 T421	1:42.374	13	1:42.781	7	1:42.784	12	1:43.073	15	1:43.438	6
6	12	Gianmarco Pradel		R	4	US Racing		DEU	Tatuus F.4 T421	1:42.486	9	1:42.523	12	1:42.562	8	1:42.694	13	1:42.761	7
7	15	Brando Badoer				Van Amersfoort Racing		NLD	Tatuus F.4 T421	1:42.490	15	1:42.516	14	1:42.560	13	1:42.947	8	1:43.065	9
8	74	Lin Hodenius				Van Amersfoort Racing		NLD	Tatuus F.4 T421	1:42.836	16	1:42.921	15	1:42.943	13	1:43.115	7	1:43.152	14
9	66	Ruiqi Liu		R	5	US Racing		DEU	Tatuus F.4 T421	1:43.002	13	1:43.245	15	1:43.280	6	1:43.287	14	1:43.318	12
10	23	Arvid Lindblad		R	6	Prema Racing		ITA	Tatuus F.4 T421	1:43.030	7	1:43.329	10	1:43.360	8	1:43.376	13	1:43.383	15
11	14	Rashid Al Dhaheri		R	7	Prema Racing		ITA	Tatuus F.4 T421	1:43.052	8	1:43.145	7	1:43.165	9	1:43.249	15	1:43.354	14
12	53	Giacomo Pedrini				Van Amersfoort Racing		NLD	Tatuus F.4 T421	1:43.075	13	1:43.462	14	1:43.835	12	1:43.844	16	1:43.877	9
13	8	Tuukka Taponen		R	8	Prema Racing		ITA	Tatuus F.4 T421	1:43.113	16	1:43.171	14	1:43.487	13	1:43.705	7	1:43.716	8
14	16	Aurelia Nobels		F	1	Prema Racing		ITA	Tatuus F.4 T421	1:43.409	8	1:43.534	13	1:43.555	9	1:43.751	7	1:43.857	12
15	47	Nicola Lacorte		R	9	Prema Racing		ITA	Tatuus F.4 T421	1:43.661	16	1:43.788	15	1:44.074	14	1:44.179	13	1:44.310	10
16	86	Diego De La Torre				AKM Motorsport		SMR	Tatuus F.4 T421	1:43.680	15	1:43.781	16	1:43.963	14	1:44.075	13	1:44.435	12
17	30	Frederik Lund				Van Amersfoort Racing		NLD	Tatuus F.4 T421	1:43.967	6	1:44.020	9	1:44.211	7	1:44.491	13	1:44.647	15
18	21	Tina Hausmann		R	10	AKM Motorsport		SMR	Tatuus F.4 T421	1:44.077	13	1:44.080	12	1:44.263	14	1:44.292	15	1:44.337	10



Circuito de Barcelona
 EURO 4 Championship
 Free Practice - 1
 Best 5 Top Speeds



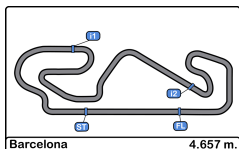
Clas	Nº	Driver	Nat	Cat	Cls	Team	Nat	Vehicle	Top 1		Top 2		Top 3		Top 4		Top 5		Avg
									Km/h	Lap	Km/h	Lap	Km/h	Lap	Km/h	Lap	Km/h	Lap	
1	20	Zachary David		R	1	US Racing		Tatuus F.4 T421	233.7	7	229.2	6	228.8	13	226.8	12	226.8	16	229.1
2	23	Arvid Lindblad		R	2	Prema Racing		Tatuus F.4 T421	231.2	10	228.8	7	227.8	6	227.8	11	226.8	5	228.5
3	66	Ruiqi Liu		R	3	US Racing		Tatuus F.4 T421	231.2	7	231.2	8	227.8	5	227.8	6	227.8	10	229.2
4	74	Lin Hodenius				Van Amersfoort Racing		Tatuus F.4 T421	231.2	8	230.2	17	229.2	15	228.8	16	228.3	9	229.5
5	30	Frederik Lund				Van Amersfoort Racing		Tatuus F.4 T421	230.2	9	228.3	5	226.8	17	226.4	6	226.4	7	227.6
6	86	Diego De La Torre				AKM Motorsport		Tatuus F.4 T421	230.2	17	229.7	8	229.7	15	229.7	16	229.2	13	229.7
7	53	Giacomo Pedrini				Van Amersfoort Racing		Tatuus F.4 T421	229.7	10	228.3	8	227.8	9	227.8	14	227.3	13	228.2
8	12	Gianmarco Pradel		R	4	US Racing		Tatuus F.4 T421	229.2	7	227.3	16	226.8	14	226.8	15	226.8	17	227.4
9	13	James Wharton				Prema Racing		Tatuus F.4 T421	229.2	10	228.8	8	228.3	7	227.8	6	227.8	15	228.4
10	15	Brando Badoer				Van Amersfoort Racing		Tatuus F.4 T421	229.2	7	228.8	10	228.3	5	228.3	6	228.3	8	228.6
11	47	Nicola Lacorte		R	5	Prema Racing		Tatuus F.4 T421	229.2	17	228.3	14	227.8	10	227.8	11	227.8	15	228.2
12	16	Aurelia Nobels		F	1	Prema Racing		Tatuus F.4 T421	228.8	14	227.8	7	227.8	12	227.8	13	226.8	8	227.8
13	31	Akshay Bohra		R	6	US Racing		Tatuus F.4 T421	228.8	14	228.8	15	228.8	16	227.8	13	226.8	6	228.2
14	51	Freddie Slater		R	7	Prema Racing		Tatuus F.4 T421	228.8	6	228.8	10	228.3	5	228.3	7	227.8	9	228.4
15	21	Tina Hausmann		R	8	AKM Motorsport		Tatuus F.4 T421	228.3	13	227.3	14	226.8	11	226.4	15	226.4	16	227.0
16	3	Ugo Ugochukwu				Prema Racing		Tatuus F.4 T421	227.8	14	227.3	13	227.3	16	226.8	7	226.8	8	227.2
17	8	Tuukka Taponen		R	9	Prema Racing		Tatuus F.4 T421	227.3	10	227.3	11	227.3	16	226.8	7	226.8	17	227.1
18	14	Rashid Al Dhaheri		R	10	Prema Racing		Tatuus F.4 T421	226.8	8	226.4	10	226.4	17	225.9	5	225.9	6	226.3



Circuit de Barcelona
 EURO 4 Championship
 Free Practice - 1
 Fastest Laps Sequence



Lap	Time of Day	Session Time	Nº Driver	Nat	Cat	Team	Nat	Vehicle	Time	Km/h
2	9:43:45.847	4:45.847	21 Tina Hausmann		CHE	R AKM Motorsport		Tatuus F.4 T421	1:52.317	149.2
3	9:45:35.851	6:35.851	21 Tina Hausmann		CHE	R AKM Motorsport		Tatuus F.4 T421	1:50.004	152.4
3	9:47:33.521	8:33.521	12 Gianmarco Pradel		AUS	R US Racing		Tatuus F.4 T421	1:44.752	160.0
5	9:53:33.011	14:33.011	13 James Wharton		AUS	Prema Racing		Tatuus F.4 T421	1:43.448	162.0
6	9:55:07.316	16:07.316	12 Gianmarco Pradel		AUS	R US Racing		Tatuus F.4 T421	1:42.916	162.9
6	9:55:15.307	16:15.307	13 James Wharton		AUS	Prema Racing		Tatuus F.4 T421	1:42.296	163.8
8	9:58:49.729	19:49.729	3 Ugo Ugochukwu		USA	Prema Racing		Tatuus F.4 T421	1:42.230	163.9
9	10:00:55.475	21:55.475	51 Freddie Slater		GBR	R Prema Racing		Tatuus F.4 T421	1:42.029	164.3

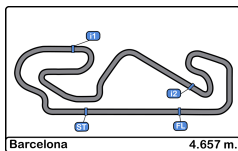


Circuit de Barcelona
EURO 4 Championship
Free Practice - 1



Event Best Maximum Speed

Nº	Driver	Nat	Cat	Clas	Team	Nat	Vehicle	Km/h	Session
20	Zachary David		R	1	US Racing		Tatuus F.4 T421	233.7	Free Practice - 1
74	Lin Hodenius				Van Amersfoort Racing		Tatuus F.4 T421	231.2	Free Practice - 1
66	Ruiqi Liu		R	2	US Racing		Tatuus F.4 T421	231.2	Free Practice - 1
23	Arvid Lindblad		R	3	Prema Racing		Tatuus F.4 T421	231.2	Free Practice - 1
30	Frederik Lund				Van Amersfoort Racing		Tatuus F.4 T421	230.2	Free Practice - 1
86	Diego De La Torre				AKM Motorsport		Tatuus F.4 T421	230.2	Free Practice - 1
53	Giacomo Pedrini				Van Amersfoort Racing		Tatuus F.4 T421	229.7	Free Practice - 1
12	Gianmarco Pradel		R	4	US Racing		Tatuus F.4 T421	229.2	Free Practice - 1
15	Brando Badoer				Van Amersfoort Racing		Tatuus F.4 T421	229.2	Free Practice - 1
13	James Wharton				Prema Racing		Tatuus F.4 T421	229.2	Free Practice - 1
47	Nicola Lacorte		R	5	Prema Racing		Tatuus F.4 T421	229.2	Free Practice - 1
51	Freddie Slater		R	6	Prema Racing		Tatuus F.4 T421	228.8	Free Practice - 1
16	Aurelia Nobels		F	1	Prema Racing		Tatuus F.4 T421	228.8	Free Practice - 1
31	Akshay Bohra		R	7	US Racing		Tatuus F.4 T421	228.8	Free Practice - 1
21	Tina Hausmann		R	8	AKM Motorsport		Tatuus F.4 T421	228.3	Free Practice - 1
3	Ugo Ugochukwu				Prema Racing		Tatuus F.4 T421	227.8	Free Practice - 1
8	Tuukka Taponen		R	9	Prema Racing		Tatuus F.4 T421	227.3	Free Practice - 1
14	Rashid Al Dhaheri		R	10	Prema Racing		Tatuus F.4 T421	226.8	Free Practice - 1



Circuit de Barcelona
EURO 4 Championship
Free Practice - 1
Pit Stop Analysis



3 Ugo Ugochukwu Tatuus F.4 T421
 Rookie Prema Racing

Nº	In Day Time	In Time	Out Time	Pit Time	T. Pit Time	Handicap	Diff.
1	9:41:21.136	9:41:21.136	9:44:50.727	3:29.591	3:29.591		
2	9:49:22.788	9:49:22.788	9:50:06.356	43.568	4:13.159		
3	10:04:23.202	10:04:23.202	10:10:37.551	6:14.349	10:27.508		

8 Tuukka Taponen Tatuus F.4 T421
 Rookie Prema Racing

Nº	In Day Time	In Time	Out Time	Pit Time	T. Pit Time	Handicap	Diff.
1	9:41:29.651	9:41:29.651	9:44:58.268	3:28.617	3:28.617		
2	9:49:26.336	9:49:26.336	9:50:18.474	52.138	4:20.755		
3	10:04:46.581	10:04:46.581	10:10:29.922	5:43.341	10:04.096		

12 Gianmarco Pradel Tatuus F.4 T421
 Rookie US Racing

Nº	In Day Time	In Time	Out Time	Pit Time	T. Pit Time	Handicap	Diff.
1	9:41:47.682	9:41:47.682	9:43:46.731	1:59.049	1:59.049		
2	9:50:51.907	9:50:51.907	9:51:19.232	27.325	2:26.374		
3	10:02:01.159	10:02:01.159	10:06:38.638	4:37.479	7:03.853		

13 James Wharton Tatuus F.4 T421
 Rookie Prema Racing

Nº	In Day Time	In Time	Out Time	Pit Time	T. Pit Time	Handicap	Diff.
1	9:41:08.720	9:41:08.720	9:45:09.351	4:00.631	4:00.631		
2	9:49:31.514	9:49:31.514	9:50:04.710	33.196	4:33.827		
3	10:04:14.388	10:04:14.388	10:11:10.925	6:56.537	11:30.364		

14 Rashid Al Dhaheri Tatuus F.4 T421
 Rookie Prema Racing

Nº	In Day Time	In Time	Out Time	Pit Time	T. Pit Time	Handicap	Diff.
1	9:41:44.449	9:41:44.449	9:45:33.076	3:48.627	3:48.627		
2	10:04:55.146	10:04:55.146	10:10:17.507	5:22.361	9:10.988		

15 Brando Badoer Tatuus F.4 T421
 Van Amersfoort Racing

Nº	In Day Time	In Time	Out Time	Pit Time	T. Pit Time	Handicap	Diff.
1	9:41:53.306	9:41:53.306	9:44:18.172	2:24.866	2:24.866		
2	9:48:08.298	9:48:08.298	9:50:23.040	2:14.742	4:39.608		
3	10:04:48.531	10:04:48.531	10:10:02.545	5:14.014	9:53.622		

16 Aurelia Nobels Tatuus F.4 T421
 F Prema Racing

Nº	In Day Time	In Time	Out Time	Pit Time	T. Pit Time	Handicap	Diff.
1	9:41:50.204	9:41:50.204	9:45:35.831	3:45.627	3:45.627		
2	9:50:56.345	9:50:56.345	9:51:23.105	26.760	4:12.387		
3	10:03:53.835	10:03:53.835	10:11:00.750	7:06.915	11:19.302		

20 Zachary David Tatuus F.4 T421
 Rookie US Racing

Nº	In Day Time	In Time	Out Time	Pit Time	T. Pit Time	Handicap	Diff.
1	9:41:37.497	9:41:37.497	9:44:08.772	2:31.275	2:31.275		
2	9:46:06.929	9:46:06.929	9:50:41.842	4:34.913	7:06.188		
3	10:01:23.368	10:01:23.368	10:05:37.251	4:13.883	11:20.071		

23 Arvid Lindblad Tatuus F.4 T421
 Rookie Prema Racing

Nº	In Day Time	In Time	Out Time	Pit Time	T. Pit Time	Handicap	Diff.
1	9:41:16.184	9:41:16.184	9:45:16.753	4:00.569	4:00.569		
2	9:49:37.588	9:49:37.588	9:50:09.765	32.177	4:32.746		
3	10:04:24.818	10:04:24.818	10:10:51.027	6:26.209	10:58.955		

30 Frederik Lund Tatuus F.4 T421
 Van Amersfoort Racing

Nº	In Day Time	In Time	Out Time	Pit Time	T. Pit Time	Handicap	Diff.
1	9:41:55.299	9:41:55.299	9:44:32.465	2:37.166	2:37.166		
2	9:48:18.027	9:48:18.027	9:50:28.123	2:10.096	4:47.262		
3	10:04:38.985	10:04:38.985	10:08:07.447	3:28.462	8:15.724		

31 Akshay Bohra Tatuus F.4 T421
 Rookie US Racing

Nº	In Day Time	In Time	Out Time	Pit Time	T. Pit Time	Handicap	Diff.
1	9:42:02.296	9:42:02.296	9:44:11.695	2:09.399	2:09.399		
2	9:48:05.445	9:48:05.445	9:50:11.285	2:05.840	4:15.239		
3	10:02:34.266	10:02:34.266	10:09:14.900	6:40.634	10:55.873		

47 Nicola Lacorte Tatuus F.4 T421
 Rookie Prema Racing

Nº	In Day Time	In Time	Out Time	Pit Time	T. Pit Time	Handicap	Diff.
1	9:41:23.331	9:41:23.331	9:45:21.700	3:58.369	3:58.369		
2	9:49:45.797	9:49:45.797	9:50:13.199	27.402	4:25.771		
3	10:04:37.571	10:04:37.571	10:11:16.747	6:39.176	11:04.947		

51 Freddie Slater Tatuus F.4 T421
 Rookie Prema Racing

Nº	In Day Time	In Time	Out Time	Pit Time	T. Pit Time	Handicap	Diff.
1	9:41:33.555	9:41:33.555	9:45:27.831	3:54.276	3:54.276		
2	9:49:49.444	9:49:49.444	9:50:21.994	32.550	4:26.826		
3	10:02:41.965	10:02:41.965	10:10:09.471	7:27.506	11:54.332		

53 Giacomo Pedrini Tatuus F.4 T421
 Van Amersfoort Racing

Nº	In Day Time	In Time	Out Time	Pit Time	T. Pit Time	Handicap	Diff.
1	9:41:57.521	9:41:57.521	9:45:04.974	3:07.453	3:07.453		
2	9:49:34.253	9:49:34.253	9:50:28.966	54.713	4:02.166		
3	10:02:57.459	10:02:57.459	10:07:33.378	4:35.919	8:38.085		

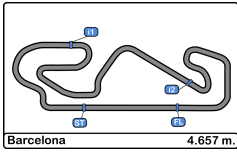
66 Ruiqi Liu Tatuus F.4 T421
 Rookie US Racing

Nº	In Day Time	In Time	Out Time	Pit Time	T. Pit Time	Handicap	Diff.
1	9:41:51.409	9:41:51.409	9:43:54.261	2:02.852	2:02.852		
2	9:45:49.747	9:45:49.747	9:50:16.750	4:27.003	6:29.855		
3	10:04:42.021	10:04:42.021	10:08:40.455	3:58.434	10:28.289		

74 Lin Hodenius Tatuus F.4 T421
 Van Amersfoort Racing

Nº	In Day Time	In Time	Out Time	Pit Time	T. Pit Time	Handicap	Diff.
1	9:41:59.558	9:41:59.558	9:44:20.292	2:20.734	2:20.734		
2	9:48:09.503	9:48:09.503	9:50:25.112	2:15.609	4:36.343		
3	10:04:28.203	10:04:28.203	10:09:56.195	5:27.992	10:04.335		





Circuit de Barcelona
EURO 4 Championship
Free Practice - 1
Pit Stop Analysis



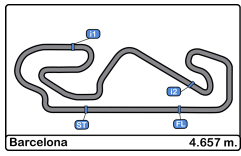
86

Diego De La Torre

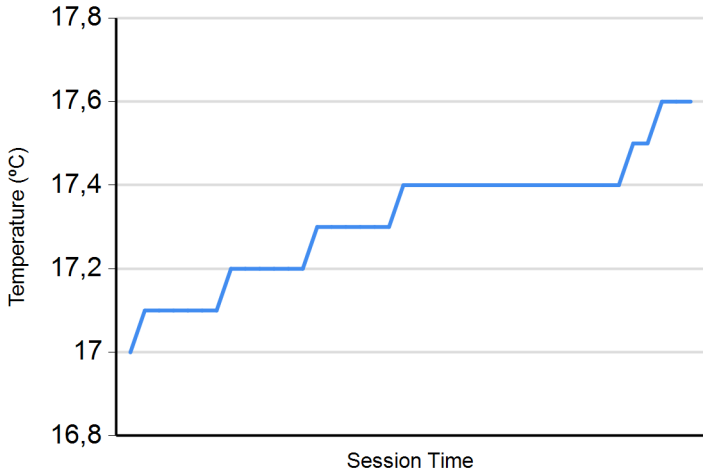
Tatuus F.4 T421

AKM Motorsport

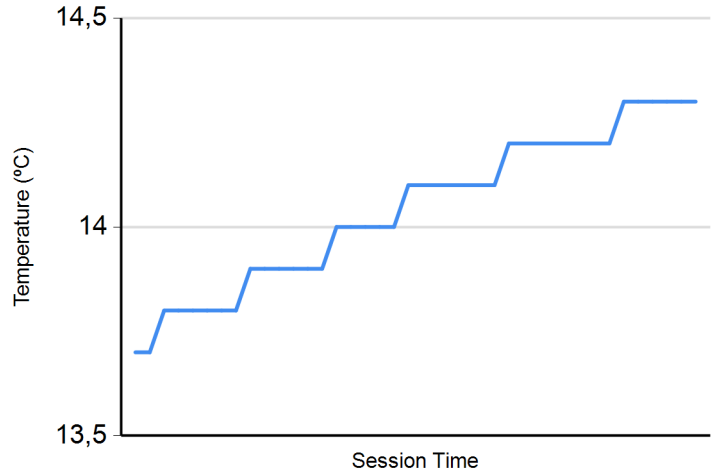
Nº	In Day Time	In Time	Out Time	Pit Time	T. Pit Time	Handicap	Diff.
1	9:59:45.782	9:59:45.782	10:09:36.189	9:50.407	9:50.407		



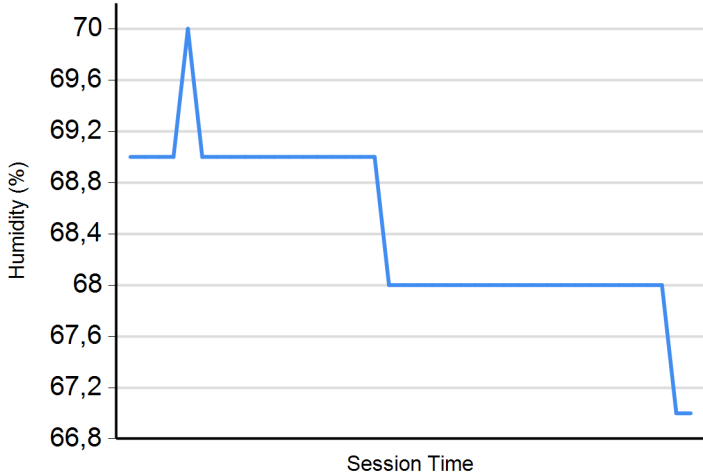
Air Temperature



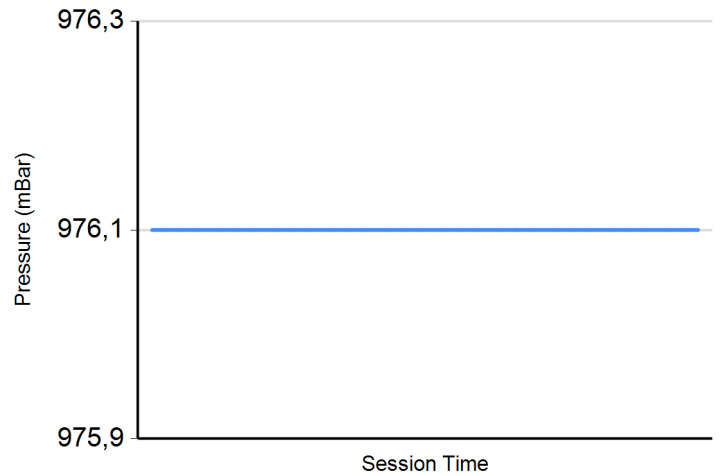
Track Temperature



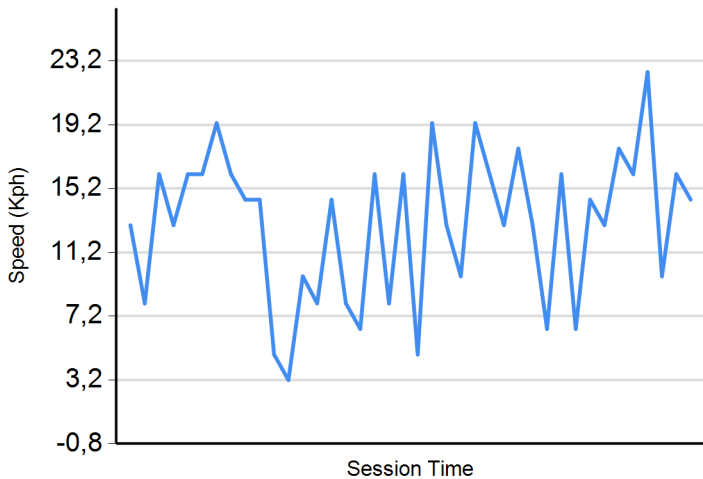
Humidity



Pressure



Wind Speed



Wind direction

North = 0°/360° Est = 90° South = 180° West = 270°

