



Circuito de Barcelona  
 EURO 4 Championship  
 Race - 2  
 Final Results

**EURO 4**  
 CHAMPIONSHIP

Clas	N°	Driver	Nat	Cat	Clas	Team	Nat	Vehicle	Laps	Total Time	Gap	Interval	Km/h	Best	Time	Km/h
1	13	James Wharton	AUS			Prema Racing	ITA	Tatuus F.4 T421	17	32:10.726			147.6	9	1:42.313	163.8
2	3	Ugo Ugochukwu	USA			Prema Racing	ITA	Tatuus F.4 T421	17	32:15.460	4.734	4.734	147.2	8	1:42.540	163.4
3	8	Tuukka Taponen	FIN	R	1	Prema Racing	ITA	Tatuus F.4 T421	17	32:17.326	6.600	1.866	147.1	9	1:42.575	163.4
4	47	Nicola Lacorte	ITA	R	2	Prema Racing	ITA	Tatuus F.4 T421	17	32:18.506	7.780	1.180	147.0	9	1:42.669	163.2
5	20	Zachary David	USA	R	3	US Racing	ITA	Tatuus F.4 T421	17	32:21.133	10.407	2.627	146.8	11	1:43.071	162.6
6	31*	Akshay Bohra	GBR	R	4	US Racing	ITA	Tatuus F.4 T421	17	32:21.469	10.743	0.336	146.8	8	1:42.373	163.7
7	66	Ruiqi Liu	CHN	R	5	US Racing	ITA	Tatuus F.4 T421	17	32:23.018	12.292	1.549	146.6	6	1:43.081	162.6
8	15	Brando Badoer	ITA			Van Amersfoort Racing	ITA	Tatuus F.4 T421	17	32:32.916	22.190	9.898	145.9	6	1:43.567	161.8
9	30	Frederik Lund	DNK			Van Amersfoort Racing	ITA	Tatuus F.4 T421	17	32:34.279	23.553	1.363	145.8	8	1:43.847	161.4
10	23	Arvid Lindblad	GBR	R	6	Prema Racing	ITA	Tatuus F.4 T421	17	32:36.001	25.275	1.722	145.7	8	1:43.758	161.5
11	16	Aurelia Nobels	BRA	F	1	Prema Racing	ITA	Tatuus F.4 T421	17	32:36.619	25.893	0.618	145.6	9	1:43.309	162.2
12	74*	Lin Hoenius	NLD	R	7	Van Amersfoort Racing	ITA	Tatuus F.4 T421	17	32:39.757	29.031	3.138	145.4	10	1:43.608	161.8
13	21	Tina Hausmann	CHE	R	8	AKM Motorsport	ITA	Tatuus F.4 T421	17	32:46.852	36.126	7.095	144.9	9	1:44.693	160.1
14	86	Diego De La Torre	MEX			AKM Motorsport	ITA	Tatuus F.4 T421	17	32:48.394	37.668	1.542	144.7	14	1:44.899	159.8
15	14*	Rashid Al Dhaheri	ARE	R	9	Prema Racing	ITA	Tatuus F.4 T421	16	33:06.763	1 Lap	1 Lap	135.0	8	1:44.633	160.2

Not classified: (Requirements: 75% of number laps of leader = 13 Laps)

51	Freddie Slater	GBR	R	Prema Racing	ITA	Tatuus F.4 T421	5	12:27.691	12 Laps	11 Laps	112.1	1	1:50.972	151.0
12	Gianmarco Pradel	AUS	R	US Racing	ITA	Tatuus F.4 T421	1	1:53.301	16 Laps	4 Laps	147.9	1	1:53.301	147.9
53	Giacomo Pedrini	ITA	R	Van Amersfoort Racing	ITA	Tatuus F.4 T421	1	1:53.486	16 Laps	0.185	147.7	1	1:53.486	147.7

Fastest lap James Wharton in 1:42.313 at 163.8 Km/h in lap 9


\* PENALTIES


- CAR #74 - 10 SECONDS TIME PANLTY ADDED TO THE RACE TIME STEWARDS' DECISION NUMBER 9
- CAR #14 - DRIVE THROUGH PENALTY CONVERTED IN 25 SECONDS STEWARD'S DECISION NUMBER 10
- CAR #53 DROP TWO GRID POSITIONS AT NEXT RACE IN WICH THE DRIVERS TAKE PART STEWARDS' DECISION NUMBER 11
- CAR #31 - 10 SECONDS TIME PANLTY ADDED TO THE RACE TIME STEWARDS' DECISION NUMBER 12

14.00

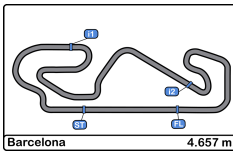
Published at: .....

Track Temp: 16.2 °C Air Temp: 14.4 °C Humidity: 67 % Track Status: DRY

Stewards:  CSB 209305

Timekeeper:  Luis Garcia  
 JOB-1605-ESP/M





**Circuit de Barcelona**  
**EURO 4 Championship**  
**Race - 2**  
**Final Results**



Clas	Nº	Driver	Nat	Cat	Clas	Team	Nat	Vehicle	Laps	Total Time	Gap	Interval	Km/h	Best	Time	Km/h
1	13	James Wharton	AUS			Prema Racing	ITA	Tatuus F.4 T421	17	<b>32:10.726</b>			147.6	9	1:42.313	163.8
2	3	Ugo Ugochukwu	USA			Prema Racing	ITA	Tatuus F.4 T421	17	<b>32:15.460</b>	4.734	4.734	147.2	8	1:42.540	163.4
3	8	Tuukka Taponen	FIN	R	1	Prema Racing	ITA	Tatuus F.4 T421	17	<b>32:17.326</b>	6.600	1.866	147.1	9	1:42.575	163.4
4	47	Nicola Lacorte	ITA	R	2	Prema Racing	ITA	Tatuus F.4 T421	17	<b>32:18.506</b>	7.780	1.180	147.0	9	1:42.669	163.2
5	20	Zachary David	MLT	R	3	US Racing	DEU	Tatuus F.4 T421	17	<b>32:21.133</b>	10.407	2.627	146.8	11	1:43.071	162.6
6	31 *	Akshay Bohra	GBR	R	4	US Racing	DEU	Tatuus F.4 T421	17	<b>32:21.469</b>	10.743	0.336	146.8	8	1:42.373	163.7
7	66	Ruiqi Liu	CHN	R	5	US Racing	DEU	Tatuus F.4 T421	17	<b>32:23.018</b>	12.292	1.549	146.6	6	1:43.081	162.6
8	15	Brando Badoer	ITA			Van Amersfoort Racing	NLD	Tatuus F.4 T421	17	<b>32:32.916</b>	22.190	9.898	145.9	6	1:43.567	161.8
9	30	Frederik Lund	DNK			Van Amersfoort Racing	NLD	Tatuus F.4 T421	17	<b>32:34.279</b>	23.553	1.363	145.8	8	1:43.847	161.4
10	23	Arvid Lindblad	GBR	R	6	Prema Racing	ITA	Tatuus F.4 T421	17	<b>32:36.001</b>	25.275	1.722	145.7	8	1:43.758	161.5
11	16	Aurelia Nobels	BRA	F	1	Prema Racing	ITA	Tatuus F.4 T421	17	<b>32:36.619</b>	25.893	0.618	145.6	9	1:43.309	162.2
12	74 *	Lin Hodenius	NLD	R	7	Van Amersfoort Racing	NLD	Tatuus F.4 T421	17	<b>32:39.757</b>	29.031	3.138	145.4	10	1:43.608	161.8
13	21	Tina Hausmann	CHE	R	8	AKM Motorsport	SMR	Tatuus F.4 T421	17	<b>32:46.852</b>	36.126	7.095	144.9	9	1:44.693	160.1
14	86	Diego De La Torre	MEX			AKM Motorsport	SMR	Tatuus F.4 T421	17	<b>32:48.394</b>	37.668	1.542	144.7	14	1:44.899	159.8
15	14 *	Rashid Al Dhaheri	ARE	R	9	Prema Racing	ITA	Tatuus F.4 T421	16	<b>33:06.763</b>	1 Lap	1 Lap	135.0	8	1:44.633	160.2

**Not classified: (Requirements: 75% of number laps of leader = 13 Laps)**

51	Freddie Slater	GBR	R	Prema Racing	ITA	Tatuus F.4 T421	5	<b>12:27.691</b>	12 Laps	11 Laps	112.1	1	1:50.972	151.0
12	Gianmarco Pradel	AUS	R	US Racing	DEU	Tatuus F.4 T421	1	<b>1:53.301</b>	16 Laps	4 Laps	147.9	1	1:53.301	147.9
53	Giacomo Pedrini	ITA	R	Van Amersfoort Racing	NLD	Tatuus F.4 T421	1	<b>1:53.486</b>	16 Laps	0.185	147.7	1	1:53.486	147.7

**Fastest lap James Wharton in 1:42.313 at 163.8 Km/h in lap 9**

**\* PENALTIES**

CAR #74 - 10 SECONDS TIME PANLTY ADDED TO THE RACE TIME STEWARDS' DECISION NUMBER 9

CAR #14 - DRIVE THROUGH PENALTY CONVERTED IN 25 SECONDS STEWARD'S DECISION NUMBER 10

CAR #53 DROP TWO GRID POSITIONS AT NEXT RACE IN WICH THE DRIVERS TAKE PART STEWARDS' DECISION NUMBER 11


CAR #31 - 10 SECONDS TIME PANLTY ADDED TO THE RACE TIME STEWARDS' DECISION NUMBER 12

Published at:.....

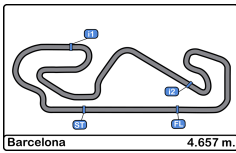
Track Temp: **16.2 °C** Air Temp: **14.4 °C** Humidity: **67 %** Track Status: **DRY**

**Stewards:**

**Timekeeper:**

  
 Luis Garcia  
 JOB-1605-ESP/M





**Circuit de Barcelona**  
**EURO 4 Championship**  
**Race - 2**  
**Provisional Results**



Clas	Nº	Driver	Nat	Cat	Clas	Team	Nat	Vehicle	Laps	Total Time	Gap	Interval	Km/h	Best	Time	Km/h
1	13	James Wharton	AUS			Prema Racing	ITA	Tatuus F.4 T421	17	32:10.726			147.6	9	1:42.313	163.8
2	31	Akshay Bohra	GBR	R	1	US Racing	DEU	Tatuus F.4 T421	17	32:11.469	0.743	0.743	147.5	8	1:42.373	163.7
3	3	Ugo Ugochukwu	USA			Prema Racing	ITA	Tatuus F.4 T421	17	32:15.460	4.734	3.991	147.2	8	1:42.540	163.4
4	8	Tuukka Taponen	FIN	R	2	Prema Racing	ITA	Tatuus F.4 T421	17	32:17.326	6.600	1.866	147.1	9	1:42.575	163.4
5	47	Nicola Lacorte	ITA	R	3	Prema Racing	ITA	Tatuus F.4 T421	17	32:18.506	7.780	1.180	147.0	9	1:42.669	163.2
6	20	Zachary David	MEX	R	4	US Racing	DEU	Tatuus F.4 T421	17	32:21.133	10.407	2.627	146.8	11	1:43.071	162.6
7	66	Ruiqi Liu	CHN	R	5	US Racing	DEU	Tatuus F.4 T421	17	32:23.018	12.292	1.885	146.6	6	1:43.081	162.6
8	74	Lin Hodenius	NLD	R	6	Van Amersfoort Racing	NLD	Tatuus F.4 T421	17	32:29.757	19.031	6.739	146.1	10	1:43.608	161.8
9	15	Brando Badoer	ITA			Van Amersfoort Racing	NLD	Tatuus F.4 T421	17	32:32.916	22.190	3.159	145.9	6	1:43.567	161.8
10	30	Frederik Lund	DNK			Van Amersfoort Racing	NLD	Tatuus F.4 T421	17	32:34.279	23.553	1.363	145.8	8	1:43.847	161.4
11	23	Arvid Lindblad	GBR	R	7	Prema Racing	ITA	Tatuus F.4 T421	17	32:36.001	25.275	1.722	145.7	8	1:43.758	161.5
12	16	Aurelia Nobels	BRA	F	1	Prema Racing	ITA	Tatuus F.4 T421	17	32:36.619	25.893	0.618	145.6	9	1:43.309	162.2
13	21	Tina Hausmann	CHE	R	8	AKM Motorsport	SMR	Tatuus F.4 T421	17	32:46.852	36.126	10.233	144.9	9	1:44.693	160.1
14	86	Diego De La Torre	MEX			AKM Motorsport	SMR	Tatuus F.4 T421	17	32:48.394	37.668	1.542	144.7	14	1:44.899	159.8
15	14	Rashid Al Dhaheri	ARE	R	9	Prema Racing	ITA	Tatuus F.4 T421	16	32:41.763	1 Lap	1 Lap	136.7	8	1:44.633	160.2

**Not classified: (Requirements: 75% of number laps of leader = 13 Laps)**

51	Freddie Slater	GBR	R	Prema Racing	ITA	Tatuus F.4 T421	5	12:27.691	12 Laps	11 Laps	112.1	1	1:50.972	151.0	
12	Gianmarco Pradel	AUS	R	US Racing	DEU	Tatuus F.4 T421	1	1:53.301	16 Laps	4 Laps	147.9	1	1:53.301	147.9	
53	Giacomo Pedrini	ITA	R	Van Amersfoort Racing	NLD	Tatuus F.4 T421	1	1:53.486	16 Laps		0.185	147.7	1	1:53.486	147.7

**Fastest lap James Wharton in 1:42.313 at 163.8 Km/h in lap 9**

Published at:.....11.55.....

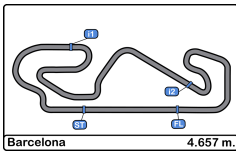
Track Temp: 16.2 °C Air Temp: 14.4 °C Humidity: 67 % Track Status: DRY

**Race Director:**

**Timekeeper:**

Luis Garcia  
JOB-1605-ESP/M





Circuit de Barcelona  
EURO 4 Championship  
Race - 2



Provisional Results by Category

Rookie																
Clas	Nº	Driver	Nat	Cat	Clas	Team	Nat	Vehicle	Laps	Total Time	Gap	Interval	Km/h	Best	Time	Km/h
1	31	Akshay Bohra	GBR	R	1	US Racing	DEU	Tatuus F.4 T421	17	32:11.469			147.5	8	1:42.373	163.7
2	8	Tuukka Taponen	FIN	R	2	Prema Racing	ITA	Tatuus F.4 T421	17	32:17.326	5.857	5.857	147.1	9	1:42.575	163.4
3	47	Nicola Lacorte	ITA	R	3	Prema Racing	ITA	Tatuus F.4 T421	17	32:18.506	7.037	1.180	147.0	9	1:42.669	163.2
4	20	Zachary David	MLT	R	4	US Racing	DEU	Tatuus F.4 T421	17	32:21.133	9.664	2.627	146.8	11	1:43.071	162.6
5	66	Ruiqi Liu	CHN	R	5	US Racing	DEU	Tatuus F.4 T421	17	32:23.018	11.549	1.885	146.6	6	1:43.081	162.6
6	74	Lin Hodenius	NLD	R	6	Van Amersfoort Racing	NLD	Tatuus F.4 T421	17	32:29.757	18.288	6.739	146.1	10	1:43.608	161.8
7	23	Arvid Lindblad	GBR	R	7	Prema Racing	ITA	Tatuus F.4 T421	17	32:36.001	24.532	6.244	145.7	8	1:43.758	161.5
8	21	Tina Hausmann	CHE	R	8	AKM Motorsport	SMR	Tatuus F.4 T421	17	32:46.852	35.383	10.851	144.9	9	1:44.693	160.1
9	14	Rashid Al Dhaheri	ARE	R	9	Prema Racing	ITA	Tatuus F.4 T421	16	32:41.763	1 Lap	1 Lap	136.7	8	1:44.633	160.2
<b>Not classified: (Requirements: 75% of number laps of leader = 13 Laps)</b>																
51	Freddie Slater	GBR	R	10	Prema Racing	ITA	Tatuus F.4 T421	5	12:27.691	12 Laps	11 Laps	112.1	1	1:50.972	151.0	
12	Gianmarco Pradel	AUS	R	11	US Racing	DEU	Tatuus F.4 T421	1	1:53.301	16 Laps	4 Laps	147.9	1	1:53.301	147.9	
53	Giacomo Pedrini	ITA	R	12	Van Amersfoort Racing	NLD	Tatuus F.4 T421	1	1:53.486	16 Laps	0.185	147.7	1	1:53.486	147.7	

F																
Clas	Nº	Driver	Nat	Cat	Clas	Team	Nat	Vehicle	Laps	Total Time	Gap	Interval	Km/h	Best	Time	Km/h
1	16	Aurelia Nobels	BRA	F	1	Prema Racing	ITA	Tatuus F.4 T421	17	32:36.619			145.6	9	1:43.309	162.2
1	13	James Wharton	AUS			Prema Racing	ITA	Tatuus F.4 T421	17	32:10.726			147.6	9	1:42.313	163.8
2	3	Ugo Ugochukwu	USA			Prema Racing	ITA	Tatuus F.4 T421	17	32:15.460	4.734	4.734	147.2	8	1:42.540	163.4
3	15	Brando Badoer	ITA			Van Amersfoort Racing	NLD	Tatuus F.4 T421	17	32:32.916	22.190	17.456	145.9	6	1:43.567	161.8
4	30	Frederik Lund	DNK			Van Amersfoort Racing	NLD	Tatuus F.4 T421	17	32:34.279	23.553	1.363	145.8	8	1:43.847	161.4
5	86	Diego De La Torre	MEX			AKM Motorsport	SMR	Tatuus F.4 T421	17	32:48.394	37.668	14.115	144.7	14	1:44.899	159.8

Fastest lap James Wharton in 1:42.313 at 163.8 Km/h in lap 9

Published at:.....

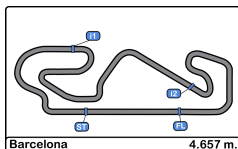
Track Temp: 16.2 °C Air Temp: 14.4 °C Humidity: 67 % Track Status: DRY

Race Director:

Timekeeper:

Luis Garcia  
JOB-1605-ESP/M



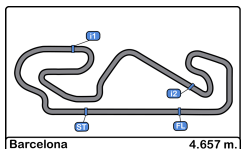


**Circuito de Barcelona**  
**EURO 4 Championship**  
**Race - 2**



**Provisional Classification by Driver Fastest Lap**

Clas	Nº	Driver	Nat	Cat	Clas	Team	Nat	Vehicle	Laps	Best	Time	Gap	Interval	Km/h
1	13	James Wharton	AUS			Prema Racing	ITA	Tatuus F.4 T421	17	9	1:42.313			163.8
2	31	Akshay Bohra	GBR	R	1	US Racing	DEU	Tatuus F.4 T421	17	8	1:42.373	0.060	0.060	163.7
3	3	Ugo Ugochukwu	USA			Prema Racing	ITA	Tatuus F.4 T421	17	8	1:42.540	0.227	0.167	163.4
4	8	Tuukka Taponen	FIN	R	2	Prema Racing	ITA	Tatuus F.4 T421	17	9	1:42.575	0.262	0.035	163.4
5	47	Nicola Lacorte	ITA	R	3	Prema Racing	ITA	Tatuus F.4 T421	17	9	1:42.669	0.356	0.094	163.2
6	20	Zachary David	MLT	R	4	US Racing	DEU	Tatuus F.4 T421	17	11	1:43.071	0.758	0.402	162.6
7	66	Ruiqi Liu	CHN	R	5	US Racing	DEU	Tatuus F.4 T421	17	6	1:43.081	0.768	0.010	162.6
8	16	Aurelia Nobels	BRA	F	1	Prema Racing	ITA	Tatuus F.4 T421	17	9	1:43.309	0.996	0.228	162.2
9	15	Brando Badoer	ITA			Van Amersfoort Racing	NLD	Tatuus F.4 T421	17	6	1:43.567	1.254	0.258	161.8
10	74	Lin Hodenius	NLD	R	6	Van Amersfoort Racing	NLD	Tatuus F.4 T421	17	10	1:43.608	1.295	0.041	161.8
11	23	Arvid Lindblad	GBR	R	7	Prema Racing	ITA	Tatuus F.4 T421	17	8	1:43.758	1.445	0.150	161.5
12	30	Frederik Lund	DNK			Van Amersfoort Racing	NLD	Tatuus F.4 T421	17	8	1:43.847	1.534	0.089	161.4
13	14	Rashid Al Dhaheri	ARE	R	8	Prema Racing	ITA	Tatuus F.4 T421	16	8	1:44.633	2.320	0.786	160.2
14	21	Tina Hausmann	CHE	R	9	AKM Motorsport	SMR	Tatuus F.4 T421	17	9	1:44.693	2.380	0.060	160.1
15	86	Diego De La Torre	MEX			AKM Motorsport	SMR	Tatuus F.4 T421	17	14	1:44.899	2.586	0.206	159.8
16	51	Freddie Slater	GBR	R	10	Prema Racing	ITA	Tatuus F.4 T421	5	1	1:50.972	8.659	6.073	151.0
17	12	Gianmarco Pradel	AUS	R	11	US Racing	DEU	Tatuus F.4 T421	1	1	1:53.301	10.988	2.329	147.9
18	53	Giacomo Pedrini	ITA	R	12	Van Amersfoort Racing	NLD	Tatuus F.4 T421	1	1	1:53.486	11.173	0.185	147.7

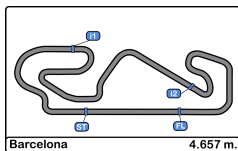


Circuito de Barcelona  
EURO 4 Championship  
Race - 2



Distance and Speed Average

Clas	Nº	Driver	Nat	Cat	Clas	Team	Nat	Vehicle	Laps	Distance	Total Time	Km/h
1	13	James Wharton	AUS			Prema Racing	ITA	Tatuus F.4 T421	17	79.16	32:10.726	147.6
2	31	Akshay Bohra	GBR	R	1	US Racing	DEU	Tatuus F.4 T421	17	79.16	32:11.469	147.5
3	3	Ugo Ugochukwu	USA			Prema Racing	ITA	Tatuus F.4 T421	17	79.16	32:15.460	147.2
4	8	Tuukka Taponen	FIN	R	2	Prema Racing	ITA	Tatuus F.4 T421	17	79.16	32:17.326	147.1
5	47	Nicola Lacorte	ITA	R	3	Prema Racing	ITA	Tatuus F.4 T421	17	79.16	32:18.506	147.0
6	20	Zachary David	MEX	R	4	US Racing	DEU	Tatuus F.4 T421	17	79.16	32:21.133	146.8
7	66	Ruiqi Liu	CHN	R	5	US Racing	DEU	Tatuus F.4 T421	17	79.16	32:23.018	146.6
8	74	Lin Hodenius	NLD	R	6	Van Amersfoort Racing	NLD	Tatuus F.4 T421	17	79.16	32:29.757	146.1
9	15	Brando Badoer	ITA			Van Amersfoort Racing	NLD	Tatuus F.4 T421	17	79.16	32:32.916	145.9
10	30	Frederik Lund	DNK			Van Amersfoort Racing	NLD	Tatuus F.4 T421	17	79.16	32:34.279	145.8
11	23	Arvid Lindblad	GBR	R	7	Prema Racing	ITA	Tatuus F.4 T421	17	79.16	32:36.001	145.7
12	16	Aurelia Nobels	BRA	F	1	Prema Racing	ITA	Tatuus F.4 T421	17	79.16	32:36.619	145.6
13	21	Tina Hausmann	CHE	R	8	AKM Motorsport	SMR	Tatuus F.4 T421	17	79.16	32:46.852	144.9
14	86	Diego De La Torre	MEX			AKM Motorsport	SMR	Tatuus F.4 T421	17	79.16	32:48.394	144.7
15	14	Rashid Al Dhaheri	ARE	R	9	Prema Racing	ITA	Tatuus F.4 T421	16	74.51	32:41.763	136.7
16	51	Freddie Slater	GBR	R	10	Prema Racing	ITA	Tatuus F.4 T421	5	23.28	12:27.691	112.1
17	12	Gianmarco Pradel	AUS	R	11	US Racing	DEU	Tatuus F.4 T421	1	04.65	1:53.301	147.9
18	53	Giacomo Pedrini	ITA	R	12	Van Amersfoort Racing	NLD	Tatuus F.4 T421	1	04.65	1:53.486	147.7



**Circuit de Barcelona**  
**EURO 4 Championship**  
**Race - 2**  
**Lap Analysis**



**3**

Ugo Ugochukwu

Tatuus F.4 T421

**13**

James Wharton

Tatuus F.4 T421

Prema Racing

Prema Racing

Lap	D	Time	Sector 1	Sector 2	Sector 3	T. Spd	Elapsed	Lap	D	Time	Sector 1	Sector 2	Sector 3	T. Spd	Elapsed
1		1:50.261	36.422	43.065	30.774	198.5	1:50.261	1		1:47.885	35.660	41.880	30.345	196.7	1:47.885
2		1:57.605	31.227	50.483	35.895	241.0	3:47.866	2		1:57.446	31.475	49.251	36.720	228.8	3:45.331
3		3:14.751	59.401	1:21.577	53.773	163.3	7:02.617	3		3:15.256	59.758	1:21.278	54.220	152.3	7:00.587
4		2:52.182	56.703	55.260	1:00.219	105.7	9:54.799	4		2:52.934	57.017	54.534	1:01.383	105.5	9:53.521
5		1:43.540	31.489	41.797	30.254	234.2	11:38.339	5		1:42.853	31.402	41.368	30.083	228.8	11:36.374
6		1:42.658	31.136	41.422	30.100	237.3	13:20.997	6		1:42.538	31.249	41.173	30.116	228.8	13:18.912
7		1:44.113	31.380	42.514	30.219	238.9	15:05.110	7		1:42.336	31.160	41.229	29.947	230.2	15:01.248
8		1:42.540	31.115	41.359	30.066	236.8	16:47.650	8		1:42.380	31.176	41.136	30.068	231.7	16:43.628
9		1:42.552	31.075	41.386	30.091	235.2	18:30.202	9		1:42.313	31.110	41.189	30.014	228.8	18:25.941
10		1:42.797	31.154	41.538	30.105	237.3	20:12.999	10		1:42.482	31.160	41.217	30.105	229.2	20:08.423
11		1:42.766	31.032	41.534	30.200	237.8	21:55.765	11		1:42.961	31.278	41.382	30.301	227.8	21:51.384
12		1:42.946	31.174	41.542	30.230	235.2	23:38.711	12		1:42.946	31.343	41.376	30.227	229.7	23:34.330
13		1:43.520	31.374	41.639	30.507	235.2	25:22.231	13		1:43.074	31.442	41.412	30.220	229.7	25:17.404
14		1:43.468	31.337	41.724	30.407	237.3	27:05.699	14		1:42.870	31.260	41.368	30.242	229.2	27:00.274
15		1:43.293	31.344	41.591	30.358	233.2	28:48.992	15		1:43.090	31.364	41.384	30.342	227.8	28:43.364
16		1:43.257	31.330	41.616	30.311	230.2	30:32.249	16		1:43.495	31.451	41.550	30.494	228.3	30:26.859
17		1:43.211	31.303	41.520	30.388	229.7	32:15.460	17		1:43.867	31.451	41.843	30.573	229.7	32:10.726

**8**

Tuukka Taponen

Tatuus F.4 T421

**14**

Rashid Al Dhaheri

Tatuus F.4 T421

Rookie

Prema Racing

Rookie

Prema Racing

Lap	D	Time	Sector 1	Sector 2	Sector 3	T. Spd	Elapsed	Lap	D	Time	Sector 1	Sector 2	Sector 3	T. Spd	Elapsed
1		1:49.664	36.413	42.519	30.732	199.6	1:49.664	1		1:52.416	37.885	43.141	31.390	203.0	1:52.416
2		1:57.276	31.393	49.967	35.916	233.7	3:46.940	2		2:00.068	31.513	52.308	36.247	235.2	3:52.484
3		3:15.162	59.694	1:21.555	53.913	158.5	7:02.102	3		3:14.294	58.444	1:22.505	53.345	183.9	7:06.778
4		2:52.254	56.752	55.052	1:00.450	103.6	9:54.356	4		2:49.212	56.196	56.015	57.001	102.9	9:55.990
5		1:43.593	31.621	41.703	30.269	232.7	11:37.949	5		1:58.593 P	32.962	46.112	39.519	236.8	11:54.583
6		1:42.718	31.131	41.357	30.230	232.7	13:20.667	6		2:57.323	1:42.252	43.566	31.505	160.7	14:51.906
7		1:43.883	31.606	42.132	30.145	231.2	15:04.550	7		1:45.632	32.347	42.270	31.015	225.4	16:37.538
8		1:42.618	31.097	41.336	30.185	232.2	16:47.168	8		1:44.633	31.904	41.939	30.790	226.8	18:22.171
9		1:42.575	31.144	41.227	30.204	231.7	18:29.743	9		1:45.829	31.795	41.938	32.096	227.3	20:08.000
10		1:42.710	31.135	41.341	30.234	230.7	20:12.453	10		1:54.025	34.014	45.891	34.120	189.1	22:02.025
11		1:42.841	31.189	41.429	30.223	231.7	21:55.294	11		1:53.413	36.472	45.584	31.357	230.7	23:55.438
12		1:43.019	31.293	41.448	30.278	231.2	23:38.313	12		1:45.118	31.922	42.251	30.945	231.2	25:40.556
13		1:43.601	31.541	41.560	30.500	231.7	25:21.914	13		1:45.096	31.913	42.273	30.910	230.7	27:25.652
14		1:44.586	31.869	42.093	30.624	232.2	27:06.500	14		1:45.072	31.876	42.162	31.034	231.2	29:10.724
15		1:43.568	31.399	41.627	30.542	233.7	28:50.068	15		1:45.164	31.901	42.316	30.947	230.2	30:55.888
16		1:43.626	31.361	41.718	30.547	232.7	30:33.694	16		1:45.875	32.058	42.586	31.231	229.7	32:41.763
17		1:43.632	31.430	41.619	30.583	231.7	32:17.326								

**12**

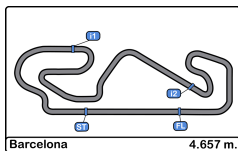
Gianmarco Pradel

Tatuus F.4 T421

Rookie

US Racing

Lap	D	Time	Sector 1	Sector 2	Sector 3	T. Spd	Elapsed
1		1:53.301	37.662	43.118	32.521	200.3	1:53.301



Circuit de Barcelona  
 EURO 4 Championship  
 Race - 2  
 Lap Analysis



15 Brando Badoer Tatuus F.4 T421 20 Zachary David Tatuus F.4 T421  
 Van Amersfoort Racing Rookie US Racing

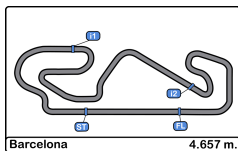
Lap	D	Time	Sector 1	Sector 2	Sector 3	T. Spd	Elapsed	Lap	D	Time	Sector 1	Sector 2	Sector 3	T. Spd	Elapsed
1		1:53.253	37.927	43.429	31.897	196.3	1:53.253	1		1:52.085	37.686	43.133	31.266	206.8	1:52.085
2		1:59.970	32.107	51.928	35.935	228.8	3:53.223	2		1:59.739	31.555	52.029	36.155	233.2	3:51.824
3		3:14.107	58.413	1:22.263	53.431	187.8	7:07.330	3		3:14.242	58.433	1:22.517	53.292	178.5	7:06.066
4		2:49.007	56.470	55.915	56.622	104.5	9:56.337	4		2:49.843	56.294	55.939	57.610	113.3	9:55.909
5		1:45.366	32.524	42.261	30.581	233.2	11:41.703	5		1:44.721	32.334	41.948	30.439	238.9	11:40.630
6		1:43.567	31.376	41.794	30.397	232.7	13:25.270	6		1:43.162	31.278	41.599	30.285	234.7	13:23.792
7		1:43.730	31.368	41.940	30.422	232.7	15:09.000	7		1:43.118	31.291	41.499	30.328	233.7	15:06.910
8		1:43.880	31.522	41.891	30.467	231.7	16:52.880	8		1:43.175	31.197	41.655	30.323	237.3	16:50.085
9		1:43.995	31.366	42.021	30.608	232.7	18:36.875	9		1:43.195	31.125	41.597	30.473	238.9	18:33.280
10		1:45.115	32.293	42.086	30.736	232.2	20:21.990	10		1:43.169	31.367	41.543	30.259	233.2	20:16.449
11		1:44.424	31.490	42.117	30.817	234.2	22:06.414	11		1:43.071	31.191	41.544	30.336	234.2	21:59.520
12		1:44.060	31.537	41.982	30.541	232.7	23:50.474	12		1:43.191	31.322	41.556	30.313	232.7	23:42.711
13		1:44.448	31.570	42.114	30.764	232.7	25:34.922	13		1:43.545	31.383	41.710	30.452	233.7	25:26.256
14		1:44.282	31.479	42.096	30.707	232.7	27:19.204	14		1:43.450	31.266	41.721	30.463	233.2	27:09.706
15		1:44.484	31.513	42.114	30.857	231.7	29:03.688	15		1:43.799	31.376	41.849	30.574	232.2	28:53.505
16		1:44.581	31.721	42.094	30.766	231.7	30:48.269	16		1:43.730	31.389	41.776	30.565	232.7	30:37.235
17		1:44.647	31.581	42.242	30.824	230.7	32:32.916	17		1:43.898	31.520	41.803	30.575	232.7	32:21.133

16 Aurelia Nobels Tatuus F.4 T421 21 Tina Hausmann Tatuus F.4 T421  
 F Prema Racing Rookie AKM Motorsport

Lap	D	Time	Sector 1	Sector 2	Sector 3	T. Spd	Elapsed	Lap	D	Time	Sector 1	Sector 2	Sector 3	T. Spd	Elapsed
1		1:54.919	39.390	43.880	31.649	198.8	1:54.919	1		1:54.621	39.098	43.773	31.750	202.6	1:54.621
2		2:02.572	32.050	54.149	36.373	235.8	3:57.491	2		2:01.994	31.972	53.756	36.266	234.2	3:56.615
3		3:12.691	57.226	1:22.147	53.318	197.4	7:10.182	3		3:12.928	57.316	1:22.268	53.344	209.3	7:09.543
4		2:47.908	57.484	56.319	54.105	109.5	9:58.090	4		2:48.294	56.982	56.327	54.985	112.7	9:57.837
5		1:46.980	32.239	43.106	31.635	234.7	11:45.070	5		1:46.616	32.046	43.354	31.216	233.7	11:44.453
6		1:45.401	31.793	42.418	31.190	236.3	13:30.471	6		1:45.690	31.667	42.787	31.236	231.2	13:30.143
7		1:44.988	31.699	42.418	30.871	234.2	15:15.459	7		1:44.964	31.680	42.456	30.828	233.2	15:15.107
8		1:43.791	31.324	41.995	30.472	234.7	16:59.250	8		1:45.358	31.414	42.958	30.986	232.7	17:00.465
9		1:43.309	31.398	41.584	30.327	231.7	18:42.559	9		1:44.693	31.560	42.246	30.887	234.2	18:45.158
10		1:43.631	31.337	41.698	30.596	232.2	20:26.190	10		1:44.821	31.557	42.271	30.993	232.7	20:29.979
11		1:43.960	31.458	41.931	30.571	233.2	22:10.150	11		1:45.043	31.604	42.432	31.007	231.2	22:15.022
12		1:43.993	31.458	41.945	30.590	232.7	23:54.143	12		1:45.373	31.672	42.600	31.101	230.2	24:00.395
13		1:44.259	31.543	41.994	30.722	234.7	25:38.402	13		1:45.333	31.819	42.562	30.952	232.2	25:45.728
14		1:44.447	31.521	42.111	30.815	233.2	27:22.849	14		1:44.941	31.651	42.326	30.964	232.7	27:30.669
15		1:44.694	31.654	42.119	30.921	234.7	29:07.543	15		1:45.110	31.785	42.395	30.930	232.2	29:15.779
16		1:44.530	31.630	42.089	30.811	233.2	30:52.073	16		1:45.423	31.797	42.477	31.149	229.2	31:01.202
17		1:44.546	31.601	42.131	30.814	232.2	32:36.619	17		1:45.650	31.688	42.393	31.569	230.7	32:46.852







**Circuit de Barcelona**  
**EURO 4 Championship**  
**Race - 2**  
**Lap Analysis**



**23** Arvid Lindblad Tatuus F.4 T421 **31** Akshay Bohra Tatuus F.4 T421  
 Rookie Prema Racing Rookie US Racing

Lap D	Time	Sector 1	Sector 2	Sector 3	T. Spd	Elapsed	Lap D	Time	Sector 1	Sector 2	Sector 3	T. Spd	Elapsed
1	1:55.952	36.091	48.722	31.139	200.3	1:55.952	1	1:48.612	36.017	42.177	30.418	195.2	1:48.612
2	2:09.687 P	36.771	50.643	42.273	221.3	4:05.639	2	1:57.464	31.274	49.574	36.616	234.2	3:46.076
3	3:05.676	1:26.116	46.859	52.701	154.5	7:11.315	3	3:15.029	59.669	1:21.104	54.256	162.1	7:01.105
4	2:47.821	57.727	57.076	53.018	71.0	9:59.136	4	2:52.905	56.997	54.665	1:01.243	104.2	9:54.010
5	1:45.685	31.771	42.815	31.099	237.3	11:44.821	5	1:43.223	31.548	41.546	30.129	233.2	11:37.233
6	1:44.877	31.822	42.357	30.698	233.7	13:29.698	6	1:42.601	31.221	41.279	30.101	233.7	13:19.834
7	1:44.112	31.695	41.694	30.723	230.7	15:13.810	7	1:42.474	31.187	41.175	30.112	234.2	15:02.308
8	1:43.758	31.430	41.738	30.590	231.7	16:57.568	8	1:42.373	31.081	41.181	30.111	234.2	16:44.681
9	1:43.847	31.504	41.684	30.659	232.7	18:41.415	9	1:42.442	31.070	41.292	30.080	234.7	18:27.123
10	1:44.081	31.551	41.819	30.711	232.2	20:25.496	10	1:42.558	31.070	41.259	30.229	234.7	20:09.681
11	1:44.029	31.575	41.752	30.702	232.2	22:09.525	11	1:42.951	31.205	41.473	30.273	233.2	21:52.632
12	1:44.260	31.688	41.827	30.745	230.2	23:53.785	12	1:42.850	31.181	41.439	30.230	233.2	23:35.482
13	1:44.106	31.558	41.756	30.792	231.7	25:37.891	13	1:42.840	31.178	41.395	30.267	233.2	25:18.322
14	1:44.558	31.496	42.164	30.898	232.2	27:22.449	14	1:43.069	31.259	41.436	30.374	234.2	27:01.391
15	1:44.373	31.664	41.851	30.858	231.2	29:06.822	15	1:43.271	31.289	41.500	30.482	234.2	28:44.662
16	1:44.593	31.626	42.008	30.959	230.2	30:51.415	16	1:43.364	31.224	41.605	30.535	233.7	30:28.026
17	1:44.586	31.764	41.888	30.934	231.2	32:36.001	17	1:43.443	31.300	41.619	30.524	232.7	32:11.469

**30** Frederik Lund Tatuus F.4 T421 **47** Nicola Lacorte Tatuus F.4 T421  
 Van Amersfoort Racing Rookie Prema Racing

Lap D	Time	Sector 1	Sector 2	Sector 3	T. Spd	Elapsed	Lap D	Time	Sector 1	Sector 2	Sector 3	T. Spd	Elapsed
1	1:53.694	37.888	43.791	32.015	205.3	1:53.694	1	1:50.033	36.583	42.468	30.982	202.6	1:50.033
2	2:01.673	32.436	53.556	35.681	231.2	3:55.367	2	1:58.646	31.822	50.943	35.881	235.8	3:48.679
3	3:13.468	57.874	1:22.165	53.429	200.7	7:08.835	3	3:14.652	59.329	1:22.289	53.034	147.3	7:03.331
4	2:48.323	56.542	56.750	55.031	119.6	9:57.158	4	2:51.805	56.700	55.313	59.792	108.1	9:55.136
5	1:45.675	32.008	42.863	30.804	232.7	11:42.833	5	1:43.831	31.595	41.855	30.381	232.7	11:38.967
6	1:44.400	31.626	42.122	30.652	231.2	13:27.233	6	1:42.776	31.182	41.408	30.186	235.8	13:21.743
7	1:44.074	31.505	41.920	30.649	231.2	15:11.307	7	1:43.872	31.133	42.326	30.413	234.7	15:05.615
8	1:43.847	31.485	41.827	30.535	231.2	16:55.154	8	1:42.804	31.039	41.450	30.315	236.3	16:48.419
9	1:44.199	31.518	42.061	30.620	230.7	18:39.353	9	1:42.669	30.986	41.439	30.244	235.8	18:31.088
10	1:44.158	31.474	42.063	30.621	230.7	20:23.511	10	1:42.810	31.100	41.389	30.321	234.7	20:13.898
11	1:43.952	31.480	41.902	30.570	231.7	22:07.463	11	1:42.861	31.059	41.523	30.279	234.7	21:56.759
12	1:44.374	31.614	41.965	30.795	231.7	23:51.837	12	1:43.121	31.156	41.617	30.348	233.7	23:39.880
13	1:44.160	31.569	41.904	30.687	231.2	25:35.997	13	1:43.466	31.241	41.811	30.414	234.7	25:23.346
14	1:44.444	31.562	42.147	30.735	231.7	27:20.441	14	1:43.768	31.421	41.772	30.575	234.2	27:07.114
15	1:44.516	31.656	42.109	30.751	231.7	29:04.957	15	1:43.629	31.280	41.740	30.609	236.3	28:50.743
16	1:44.472	31.731	41.990	30.751	231.2	30:49.429	16	1:43.821	31.327	41.907	30.587	235.2	30:34.564
17	1:44.850	31.780	42.082	30.988	231.2	32:34.279	17	1:43.942	31.295	41.945	30.702	234.2	32:18.506

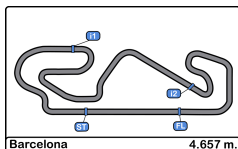
**51** Freddie Slater Tatuus F.4 T421  
 Rookie Prema Racing

Lap D	Time	Sector 1	Sector 2	Sector 3	T. Spd	Elapsed
1	1:50.972	37.369	42.751	30.852	197.0	1:50.972
2	1:59.190	31.644	51.271	36.275	234.2	3:50.162
3	3:14.405	58.739	1:22.350	53.316	188.4	7:04.567
4	2:50.978	56.286	55.684	59.008	102.5	9:55.545
5	2:32.146 P	36.209	58.305	57.632	234.2	12:27.691

**53** Giacomo Pedrini Tatuus F.4 T421  
 Rookie Van Amersfoort Racing

Lap D	Time	Sector 1	Sector 2	Sector 3	T. Spd	Elapsed
1	1:53.486	38.808	43.211	31.467	201.8	1:53.486





**Circuit de Barcelona**  
**EURO 4 Championship**  
**Race - 2**  
**Lap Analysis**



**66**

Ruiqi Liu

Tatuus F.4 T421

**86**

Diego De La Torre

Tatuus F.4 T421

Rookie

US Racing

AKM Motorsport

Lap	D	Time	Sector 1	Sector 2	Sector 3	T. Spd	Elapsed	Lap	D	Time	Sector 1	Sector 2	Sector 3	T. Spd	Elapsed
1		1:51.426	37.571	42.838	31.017	200.0	1:51.426	1		1:58.517	44.196	42.648	31.673	203.0	1:58.517
2		1:59.592	31.426	51.836	36.330	235.8	3:51.018	2		1:59.838	32.175	51.143	36.520	231.7	3:58.355
3		3:14.129	58.491	1:22.455	53.183	193.5	7:05.147	3		3:12.363	57.414	1:21.907	53.042	194.2	7:10.718
4		2:50.572	56.518	55.437	58.617	97.2	9:55.719	4		2:48.207	57.653	56.288	54.266	84.9	9:58.925
5		1:44.032	31.551	41.812	30.669	235.8	11:39.751	5		1:46.734	32.554	43.114	31.066	233.2	11:45.659
6		<b>1:43.081</b>	31.239	41.524	<b>30.318</b>	233.7	13:22.832	6		1:45.541	31.812	42.418	31.311	232.7	13:31.200
7		1:43.528	<b>31.142</b>	41.734	30.652	234.2	15:06.360	7		1:45.183	31.720	42.296	31.167	231.7	15:16.383
8		1:43.393	31.332	41.632	30.429	233.2	16:49.753	8		1:45.282	31.693	42.230	31.359	231.2	17:01.665
9		1:44.147	31.882	41.733	30.532	233.2	18:33.900	9		1:45.072	31.802	42.192	31.078	232.7	18:46.737
10		1:43.249	31.269	41.627	30.353	235.2	20:17.149	10		1:45.072	31.683	42.213	31.176	232.7	20:31.809
11		1:43.304	31.220	41.651	30.433	235.2	22:00.453	11		1:45.060	<b>31.641</b>	42.372	31.047	232.2	22:16.869
12		1:43.363	31.233	41.645	30.485	233.7	23:43.816	12		1:45.159	31.875	42.285	<b>30.999</b>	232.2	24:02.028
13		1:43.360	31.328	<b>41.477</b>	30.555	232.7	25:27.176	13		1:45.376	31.934	42.355	31.087	232.2	25:47.404
14		1:43.658	31.351	41.682	30.625	233.7	27:10.834	14		<b>1:44.899</b>	31.754	<b>42.136</b>	31.009	232.7	27:32.303
15		1:43.784	31.387	41.855	30.542	233.7	28:54.618	15		1:45.250	31.773	42.337	31.140	232.2	29:17.553
16		1:44.001	31.468	41.798	30.735	233.2	30:38.619	16		1:45.367	31.896	42.301	31.170	232.7	31:02.920
17		1:44.399	31.578	41.896	30.925	232.2	32:23.018	17		1:45.474	31.842	42.527	31.105	230.2	32:48.394

**74**

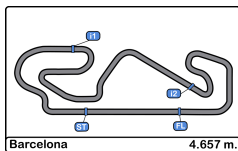
Lin Hodenius

Tatuus F.4 T421

Rookie

Van Amersfoort Racing

Lap	D	Time	Sector 1	Sector 2	Sector 3	T. Spd	Elapsed
1		1:53.570	39.410	42.948	31.212	203.3	1:53.570
2		2:00.392	32.286	52.290	35.816	230.2	3:53.962
3		3:14.136	58.378	1:22.276	53.482	185.8	7:08.098
4		2:48.518	56.520	56.091	55.907	114.1	9:56.616
5		1:45.438	32.452	42.519	30.467	231.7	11:42.054
6		1:43.723	31.390	41.797	30.536	236.3	13:25.777
7		1:43.690	31.350	41.876	30.464	233.7	15:09.467
8		1:43.818	<b>31.344</b>	41.979	30.495	234.7	16:53.285
9		1:43.848	31.374	41.886	30.588	235.2	18:37.133
10		<b>1:43.608</b>	31.584	41.739	<b>30.285</b>	237.8	20:20.741
11		1:43.725	31.362	41.718	30.645	230.7	22:04.466
12		1:43.959	31.638	<b>41.651</b>	30.670	230.7	23:48.425
13		1:44.027	31.740	41.778	30.509	229.7	25:32.452
14		1:44.017	31.528	41.901	30.588	230.7	27:16.469
15		1:44.633	31.801	42.195	30.637	230.2	29:01.102
16		1:44.220	31.665	41.866	30.689	229.7	30:45.322
17		1:44.435	31.866	41.956	30.613	228.8	32:29.757



Circuito de Barcelona  
EURO 4 Championship  
Race - 2



Analysis by Lap

Num	Lap Time	Gap
<b>Lap 1</b>		
13	1:47.885	
31	1:48.612	00.727
8	1:49.664	01.779
47	1:50.033	02.148
3	1:50.261	02.376
51	1:50.972	03.087
66	1:51.426	03.541
20	1:52.085	04.200
14	1:52.416	04.531
15	1:53.253	05.368
12	1:53.301	05.416
53	1:53.486	05.601
74	1:53.570	05.685
30	1:53.694	05.809
21	1:54.621	06.736
16	1:54.919	07.034
23	1:55.952	08.067
86	1:58.517	10.632

Num	Lap Time	Gap
<b>Lap 2</b>		
13	1:57.446	
31	1:57.464	00.745
8	1:57.276	01.609
3	1:57.605	02.535
47	1:58.646	03.348
51	1:59.190	04.831
66	1:59.592	05.687
20	1:59.739	06.493
14	2:00.068	07.153
15	1:59.970	07.892
74	2:00.392	08.631
30	2:01.673	10.036
21	2:01.994	11.284
16	2:02.572	12.160
86	1:59.838	13.024
23	2:09.687	20.308

Num	Lap Time	Gap
<b>Lap 3</b>		
13	3:15.256	
31	3:15.029	00.518
8	3:15.162	01.515
3	3:14.751	02.030
47	3:14.652	02.744
51	3:14.405	03.980
66	3:14.129	04.560
20	3:14.242	05.479
14	3:14.294	06.191
15	3:14.107	06.743
74	3:14.136	07.511
30	3:13.468	08.248
21	3:12.928	08.956
16	3:12.691	09.595
86	3:12.363	10.131
23	3:05.676	10.728

Num	Lap Time	Gap
<b>Lap 4</b>		
13	2:52.934	
31	2:52.905	00.489
8	2:52.254	00.835
3	2:52.182	01.278
47	2:51.805	01.615
51	2:50.978	02.024
66	2:50.572	02.198
20	2:49.843	02.388
14	2:49.212	02.469
15	2:49.007	02.816
74	2:48.518	03.095
30	2:48.323	03.637
21	2:48.294	04.316
16	2:47.908	04.569
86	2:48.207	05.404
23	2:47.821	05.615

Num	Lap Time	Gap
<b>Lap 5</b>		
13	1:42.853	
31	1:43.223	00.859
8	1:43.593	01.575
3	1:43.540	01.965
47	1:43.831	02.593
66	1:44.032	03.377
20	1:44.721	04.256
15	1:45.366	05.329
74	1:45.438	05.680
30	1:45.675	06.459
21	1:46.616	08.079
23	1:45.685	08.447
16	1:46.980	08.696
86	1:46.734	09.285
14	1:58.593	18.209
51	2:32.146	51.317

Num	Lap Time	Gap
<b>Lap 6</b>		
13	1:42.538	
31	1:42.601	00.922
8	1:42.718	01.755
3	1:42.658	02.085
47	1:42.776	02.831
66	1:43.081	03.920
20	1:43.162	04.880
15	1:43.567	06.358
74	1:43.723	06.865
30	1:44.400	08.321
23	1:44.877	10.786
21	1:45.690	11.231
16	1:45.401	11.559
86	1:45.541	12.288
14	2:57.323	1:32.994

Num	Lap Time	Gap
<b>Lap 7</b>		
13	1:42.336	
31	1:42.474	01.060

Num	Lap Time	Gap
8	1:43.883	03.302
3	1:44.113	03.862
47	1:43.872	04.367
66	1:43.528	05.112
20	1:43.118	05.662
15	1:43.730	07.752
74	1:43.690	08.219
30	1:44.074	10.059
23	1:44.112	12.562
21	1:44.964	13.859
16	1:44.988	14.211
86	1:45.183	15.135
14	1:45.632	1:36.290

Num	Lap Time	Gap
<b>Lap 8</b>		
13	1:42.380	
31	1:42.373	01.053
8	1:42.618	03.540
3	1:42.540	04.022
47	1:42.804	04.791
66	1:43.393	06.125
20	1:43.175	06.457
15	1:43.880	09.252
74	1:43.818	09.657
30	1:43.847	11.526
23	1:43.758	13.940
16	1:43.791	15.622
21	1:45.358	16.837
86	1:45.282	18.037
14	1:44.633	1:38.543

Num	Lap Time	Gap
<b>Lap 9</b>		
13	1:42.313	
31	1:42.442	01.182
8	1:42.575	03.802
3	1:42.552	04.261
47	1:42.669	05.147
20	1:43.195	07.339
66	1:44.147	07.959
15	1:43.995	10.934
74	1:43.848	11.192
30	1:44.199	13.412
23	1:43.847	15.474
16	1:43.309	16.618
21	1:44.693	19.217
86	1:45.072	20.796
14	1:45.829	1:42.059

Num	Lap Time	Gap
<b>Lap 10</b>		
13	1:42.482	
31	1:42.558	01.258
8	1:42.710	04.030
3	1:42.797	04.576
47	1:42.810	05.475
20	1:43.169	08.026
66	1:43.249	08.726

Num	Lap Time	Gap
74	1:43.608	12.318
15	1:45.115	13.567
30	1:44.158	15.088
23	1:44.081	17.073
16	1:43.631	17.767
21	1:44.821	21.556
86	1:45.072	23.386

Num	Lap Time	Gap
<b>Lap 11</b>		
13	1:42.961	
31	1:42.951	01.248
8	1:42.841	03.910
3	1:42.766	04.381
47	1:42.861	05.375
20	1:43.071	08.136
66	1:43.304	09.069
14	1:54.025	1 Lap
74	1:43.725	13.082
15	1:44.424	15.030
30	1:43.952	16.079
23	1:44.029	18.141
16	1:43.960	18.766
21	1:45.043	23.638
86	1:45.060	25.485

Num	Lap Time	Gap
<b>Lap 12</b>		
13	1:42.946	
31	1:42.850	01.152
8	1:43.019	03.983
3	1:42.946	04.381
47	1:43.121	05.550
20	1:43.191	08.381
66	1:43.363	09.486
74	1:43.959	14.095
15	1:44.060	16.144
30	1:44.374	17.507
23	1:44.260	19.455
16	1:43.993	19.813
14	1:53.413	1 Lap
21	1:45.373	26.065
86	1:45.159	27.698

Num	Lap Time	Gap
<b>Lap 13</b>		
13	1:43.074	
31	1:42.840	00.918
8	1:43.601	04.510
3	1:43.520	04.827
47	1:43.466	05.942
20	1:43.545	08.852
66	1:43.360	09.772
74	1:44.027	15.048
15	1:44.448	17.518
30	1:44.160	18.593
23	1:44.106	20.487
16	1:44.259	20.998
14	1:45.118	1 Lap

Num	Lap Time	Gap
21	1:45.333	28.324
86	1:45.376	30.000

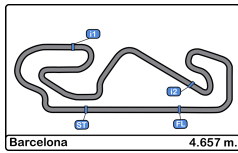
Num	Lap Time	Gap
<b>Lap 14</b>		
13	1:42.870	
31	1:43.069	01.117
3	1:43.468	05.425
8	1:44.586	06.226
47	1:43.768	06.840
20	1:43.450	09.432
66	1:43.658	10.560
74	1:44.017	16.195
15	1:44.282	18.930
30	1:44.444	20.167
23	1:44.558	22.175
16	1:44.447	22.575
14	1:45.096	1 Lap
21	1:44.941	30.395
86	1:44.899	32.029

Num	Lap Time	Gap
<b>Lap 15</b>		
13	1:43.090	
31	1:43.271	01.298
3	1:43.293	05.628
8	1:43.568	06.704
47	1:43.629	07.379
20	1:43.799	10.141
66	1:43.784	11.254
74	1:44.633	17.738
15	1:44.484	20.324
30	1:44.516	21.593
23	1:44.373	23.458
16	1:44.694	24.179
14	1:45.072	1 Lap
21	1:45.110	32.415
86	1:45.250	34.189

Num	Lap Time	Gap
<b>Lap 16</b>		
13	1:43.495	
31	1:43.364	01.167
3	1:43.257	05.390
8	1:43.626	06.835
47	1:43.821	07.705
20	1:43.730	10.376
66	1:44.001	11.760
74	1:44.220	18.463
15	1:44.581	21.410
30	1:44.472	22.570
23	1:44.593	24.556
16	1:44.530	25.214
14	1:45.164	1 Lap
21	1:45.423	34.343
86	1:45.367	36.061

Num	Lap Time	Gap
<b>Lap 17</b>		
13	1:43.867	



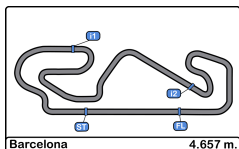


Circuit de Barcelona  
 EURO 4 Championship  
 Race - 2  
 Analysis by Lap



Num	Lap Time	Gap
31	1:43.443	00.743
3	1:43.211	04.734
8	1:43.632	06.600
47	1:43.942	07.780
20	1:43.898	10.407
66	1:44.399	12.292
74	1:44.435	19.031
15	1:44.647	22.190
30	1:44.850	23.553
23	1:44.586	25.275
16	1:44.546	25.893
14	1:45.875	1 Lap
21	1:45.650	36.126
86	1:45.474	37.668



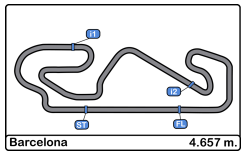


**Circuito de Barcelona**  
**EURO 4 Championship**  
**Race - 2**



**Best Sectors Results**

Sector - 1				Sector - 2				Sector - 3				Ideal Lap vs Best Lap			
Clas	Nº	Driver	Time	Nº	Driver	Time	Nº	Driver	Time	Clas	Nº	Driver	Ideal Lap	Best Lap	Clas
1	47	Nicola Lacorte	30.986	13	James Wharton	41.136	13	James Wharton	29.947	1	13	James Wharton	1:42.193	1:42.313	1
2	3	Ugo Ugochukwu	31.032	31	Akshay Bohra	41.175	3	Ugo Ugochukwu	30.066	2	31	Akshay Bohra	1:42.325	1:42.373	2
3	31	Akshay Bohra	31.070	8	Tuukka Taponen	41.227	31	Akshay Bohra	30.080	3	3	Ugo Ugochukwu	1:42.457	1:42.540	3
4	8	Tuukka Taponen	31.097	3	Ugo Ugochukwu	41.359	8	Tuukka Taponen	30.145	4	8	Tuukka Taponen	1:42.469	1:42.575	4
5	13	James Wharton	31.110	47	Nicola Lacorte	41.389	47	Nicola Lacorte	30.186	5	47	Nicola Lacorte	1:42.561	1:42.669	5
6	20	Zachary David	31.125	66	Ruiqi Liu	41.477	20	Zachary David	30.259	6	20	Zachary David	1:42.883	1:43.071	6
7	66	Ruiqi Liu	31.142	20	Zachary David	41.499	74	Lin Hoenius	30.285	7	66	Ruiqi Liu	1:42.937	1:43.081	7
8	16	Aurelia Nobels	31.324	16	Aurelia Nobels	41.584	66	Ruiqi Liu	30.318	8	16	Aurelia Nobels	1:43.235	1:43.309	8
9	74	Lin Hoenius	31.344	74	Lin Hoenius	41.651	16	Aurelia Nobels	30.327	9	74	Lin Hoenius	1:43.280	1:43.608	10
10	15	Brando Badoer	31.366	23	Arvid Lindblad	41.684	15	Brando Badoer	30.397	10	15	Brando Badoer	1:43.557	1:43.567	9
11	21	Tina Hausmann	31.414	15	Brando Badoer	41.794	30	Frederik Lund	30.535	11	23	Arvid Lindblad	1:43.704	1:43.758	11
12	23	Arvid Lindblad	31.430	30	Frederik Lund	41.827	23	Arvid Lindblad	30.590	12	30	Frederik Lund	1:43.836	1:43.847	12
13	30	Frederik Lund	31.474	14	Rashid Al Dhaheri	41.938	14	Rashid Al Dhaheri	30.790	13	14	Rashid Al Dhaheri	1:44.241	1:44.633	13
14	14	Rashid Al Dhaheri	31.513	86	Diego De La Torre	42.136	21	Tina Hausmann	30.828	14	21	Tina Hausmann	1:44.488	1:44.693	14
15	86	Diego De La Torre	31.641	21	Tina Hausmann	42.246	51	Freddie Slater	30.852	15	86	Diego De La Torre	1:44.776	1:44.899	15
16	51	Freddie Slater	31.644	51	Freddie Slater	42.751	86	Diego De La Torre	30.999	16	51	Freddie Slater	1:45.247	1:50.972	16
17	12	Gianmarco Pradel	37.662	12	Gianmarco Pradel	43.118	53	Giacomo Pedrini	31.467	17	12	Gianmarco Pradel	1:53.301	1:53.301	17
18	53	Giacomo Pedrini	38.808	53	Giacomo Pedrini	43.211	12	Gianmarco Pradel	32.521	18	53	Giacomo Pedrini	1:53.486	1:53.486	18

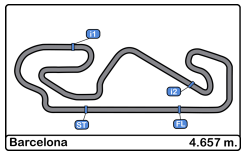


Circuit de Barcelona  
 EURO 4 Championship  
 Race - 2  
 Leader Sequence



N°	Driver	Nat	Cat	Clas	Team	Nat	Vehicle	Start Lap	End Lap	Laps	Total Laps
13	James Wharton	AUS			Prema Racing		ε Tatuus F.4 T421	1	17	17	17

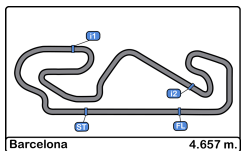




**Circuito de Barcelona**  
**EURO 4 Championship**  
**Race - 2**  
**Best 5 Lap Times**



Cls	N°	Driver	Nat	Cat	Cls	Team	Nat	Vehicle	Best 1		Best 2		Best 3		Best 4		Best 5	
									Time	Lap	Time	Lap	Time	Lap	Time	Lap	Time	Lap
1	13	James Wharton	AUS			Prema Racing	ITA	Tatuus F.4 T421	1:42.313	9	1:42.336	7	1:42.380	8	1:42.482	10	1:42.538	6
2	31	Akshay Bohra	GBR	R	1	US Racing	DEU	Tatuus F.4 T421	1:42.373	8	1:42.442	9	1:42.474	7	1:42.558	10	1:42.601	6
3	3	Ugo Ugochukwu	USA			Prema Racing	ITA	Tatuus F.4 T421	1:42.540	8	1:42.552	9	1:42.658	6	1:42.766	11	1:42.797	10
4	8	Tuukka Taponen	FIN	R	2	Prema Racing	ITA	Tatuus F.4 T421	1:42.575	9	1:42.618	8	1:42.710	10	1:42.718	6	1:42.841	11
5	47	Nicola Lacorte	ITA	R	3	Prema Racing	ITA	Tatuus F.4 T421	1:42.669	9	1:42.776	6	1:42.804	8	1:42.810	10	1:42.861	11
6	20	Zachary David	NLT	R	4	US Racing	DEU	Tatuus F.4 T421	1:43.071	11	1:43.118	7	1:43.162	6	1:43.169	10	1:43.175	8
7	66	Ruiqi Liu	CHN	R	5	US Racing	DEU	Tatuus F.4 T421	1:43.081	6	1:43.249	10	1:43.304	11	1:43.360	13	1:43.363	12
8	16	Aurelia Nobels	BRA	F	1	Prema Racing	ITA	Tatuus F.4 T421	1:43.309	9	1:43.631	10	1:43.791	8	1:43.960	11	1:43.993	12
9	15	Brando Badoer	ITA			Van Amersfoort Racing	NLD	Tatuus F.4 T421	1:43.567	6	1:43.730	7	1:43.880	8	1:43.995	9	1:44.060	12
10	74	Lin Hodenius	NLD	R	6	Van Amersfoort Racing	NLD	Tatuus F.4 T421	1:43.608	10	1:43.690	7	1:43.723	6	1:43.725	11	1:43.818	8
11	23	Arvid Lindblad	GBR	R	7	Prema Racing	ITA	Tatuus F.4 T421	1:43.758	8	1:43.847	9	1:44.029	11	1:44.081	10	1:44.106	13
12	30	Frederik Lund	DNK			Van Amersfoort Racing	NLD	Tatuus F.4 T421	1:43.847	8	1:43.952	11	1:44.074	7	1:44.158	10	1:44.160	13
13	14	Rashid Al Dhaheri	ARE	R	8	Prema Racing	ITA	Tatuus F.4 T421	1:44.633	8	1:45.072	14	1:45.096	13	1:45.118	12	1:45.164	15
14	21	Tina Hausmann	CHE	R	9	AKM Motorsport	SMR	Tatuus F.4 T421	1:44.693	9	1:44.821	10	1:44.941	14	1:44.964	7	1:45.043	11
15	86	Diego De La Torre	MEX			AKM Motorsport	SMR	Tatuus F.4 T421	1:44.899	14	1:45.060	11	1:45.072	9	1:45.072	10	1:45.159	12
16	51	Freddie Slater	GBR	R	10	Prema Racing	ITA	Tatuus F.4 T421	1:50.972	1	1:59.190	2	2:32.146	5	2:50.978	4	3:14.405	3
17	12	Gianmarco Pradel	AUS	R	11	US Racing	DEU	Tatuus F.4 T421	1:53.301	1								
18	53	Giacomo Pedrini	ITA	R	12	Van Amersfoort Racing	NLD	Tatuus F.4 T421	1:53.486	1								

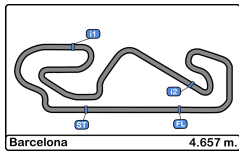


Circuito de Barcelona  
 EURO 4 Championship  
 Race - 2  
 Best 5 Top Speeds











Clas	Nº	Driver	Nat	Cat	Cls	Team	Nat	Vehicle	Top 1		Top 2		Top 3		Top 4		Top 5		Avg
									Km/h	Lap	Km/h	Lap	Km/h	Lap	Km/h	Lap	Km/h	Lap	
1	3	Ugo Ugochukwu	USA			Prema Racing	ITA	Tatuus F.4 T421	241.0	2	238.9	7	237.8	11	237.3	6	237.3	10	238.5
2	20	Zachary David	MEX	R	1	US Racing	DEU	Tatuus F.4 T421	238.9	5	238.9	9	237.3	8	234.7	6	234.2	11	236.8
3	74	Lin Hodenius	IND	R	2	Van Amersfoort Racing	IND	Tatuus F.4 T421	237.8	10	236.3	6	235.2	9	234.7	8	233.7	7	235.6
4	23	Arvid Lindblad	SWE	R	3	Prema Racing	ITA	Tatuus F.4 T421	237.3	5	233.7	6	232.7	9	232.2	10	232.2	11	233.6
5	14	Rashid Al Dhaheri	ARE	R	4	Prema Racing	ITA	Tatuus F.4 T421	236.8	5	235.2	2	231.2	12	231.2	14	230.7	11	233.0
6	16	Aurelia Nobels	BRA	F	1	Prema Racing	ITA	Tatuus F.4 T421	236.3	6	235.8	2	234.7	5	234.7	8	234.7	13	235.2
7	47	Nicola Lacorte	ITA	R	5	Prema Racing	ITA	Tatuus F.4 T421	236.3	8	236.3	15	235.8	2	235.8	6	235.8	9	236.0
8	66	Ruiqi Liu	CHN	R	6	US Racing	DEU	Tatuus F.4 T421	235.8	2	235.8	5	235.2	10	235.2	11	234.2	7	235.2
9	31	Akshay Bohra	GBR	R	7	US Racing	DEU	Tatuus F.4 T421	234.7	9	234.7	10	234.2	2	234.2	7	234.2	8	234.4
10	15	Brando Badoer	ITA			Van Amersfoort Racing	IND	Tatuus F.4 T421	234.2	11	233.2	5	232.7	6	232.7	7	232.7	9	233.1
11	21	Tina Hausmann	CHE	R	8	AKM Motorsport	SMR	Tatuus F.4 T421	234.2	2	234.2	9	233.7	5	233.2	7	232.7	8	233.6
12	51	Freddie Slater	GBR	R	9	Prema Racing	ITA	Tatuus F.4 T421	234.2	2	234.2	5	197.0	1	188.4	3	102.5	4	191.3
13	8	Tuukka Taponen	FIN	R	10	Prema Racing	ITA	Tatuus F.4 T421	233.7	2	233.7	15	232.7	5	232.7	6	232.7	16	233.1
14	86	Diego De La Torre	MEX			AKM Motorsport	SMR	Tatuus F.4 T421	233.2	5	232.7	6	232.7	9	232.7	10	232.7	14	232.8
15	30	Frederik Lund	DNK			Van Amersfoort Racing	IND	Tatuus F.4 T421	232.7	5	231.7	11	231.7	12	231.7	14	231.7	15	231.9
16	13	James Wharton	AUS			Prema Racing	ITA	Tatuus F.4 T421	231.7	8	230.2	7	229.7	12	229.7	13	229.7	17	230.2
17	12	Gianmarco Pradel	AUS	R	11	US Racing	DEU	Tatuus F.4 T421	230.2	2	200.3	1							215.3
18	53	Giacomo Pedrini	ITA	R	12	Van Amersfoort Racing	IND	Tatuus F.4 T421	230.2	2	201.8	1							216.0

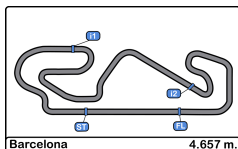




Circuit de Barcelona  
EURO 4 Championship  
Race - 2  
Fastest Laps Sequence



Lap	Time of Day	Session Time	Nº Driver	Nat	Cat	Team	Nat	Vehicle	Time	Km/h
5	11:29:58.054	11:36.054	13 James Wharton		AUS	Prema Racing		Tatuus F.4 T421	1:42.853	163.0
6	11:31:40.592	13:18.592	13 James Wharton		AUS	Prema Racing		Tatuus F.4 T421	1:42.538	163.5
7	11:33:22.928	15:00.928	13 James Wharton		AUS	Prema Racing		Tatuus F.4 T421	1:42.336	163.8
9	11:36:47.622	18:25.622	13 James Wharton		AUS	Prema Racing		Tatuus F.4 T421	1:42.313	163.8

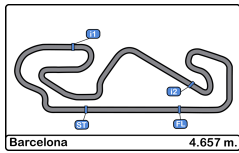


**Circuito de Barcelona**  
**EURO 4 Championship**  
**Race - 2**



**Event Best Maximum Speed**

Nº	Driver	Nat	Cat	Clas	Team	Nat	Vehicle	Km/h	Session
3	Ugo Ugochukwu		USA		Prema Racing		ITA Tatuus F.4 T421	241.0	Race - 2
20	Zachary David		MEX	R 1	US Racing		DEU Tatuus F.4 T421	238.9	Race - 2
86	Diego De La Torre		MEX		AKM Motorsport		SMR Tatuus F.4 T421	237.8	Qualifying - 1
8	Tuukka Taponen		FIN	R 2	Prema Racing		ITA Tatuus F.4 T421	237.8	Race - 1
15	Brando Badoer		ITA		Van Amersfoort Racing		NLD Tatuus F.4 T421	237.8	Race - 1
74	Lin Hoenius		NLD	R 3	Van Amersfoort Racing		NLD Tatuus F.4 T421	237.8	Race - 2
16	Aurelia Nobels		BRA	F 1	Prema Racing		ITA Tatuus F.4 T421	237.3	Qualifying - 2
12	Gianmarco Pradel		AUS	R 4	US Racing		DEU Tatuus F.4 T421	237.3	Race - 1
23	Arvid Lindblad		GBR	R 5	Prema Racing		ITA Tatuus F.4 T421	237.3	Race - 2
51	Freddie Slater		GBR	R 6	Prema Racing		ITA Tatuus F.4 T421	236.8	Qualifying - 2
30	Frederik Lund		DNK		Van Amersfoort Racing		NLD Tatuus F.4 T421	236.8	Race - 1
14	Rashid Al Dhaheri		ARE	R 7	Prema Racing		ITA Tatuus F.4 T421	236.8	Race - 2
66	Ruiqi Liu		CHN	R 8	US Racing		DEU Tatuus F.4 T421	236.3	Race - 1
47	Nicola Lacorte		ITA	R 9	Prema Racing		ITA Tatuus F.4 T421	236.3	Race - 2
53	Giacomo Pedrini		ITA	R 10	Van Amersfoort Racing		NLD Tatuus F.4 T421	235.8	Race - 1
21	Tina Hausmann		CHE	R 11	AKM Motorsport		SMR Tatuus F.4 T421	235.8	Race - 1
13	James Wharton		AUS		Prema Racing		ITA Tatuus F.4 T421	235.2	Qualifying - 2
31	Akshay Bohra		GBR	R 12	US Racing		DEU Tatuus F.4 T421	235.2	Race - 1



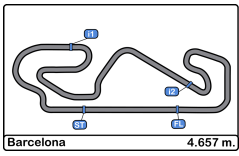
**Circuito de Barcelona**  
**EURO 4 Championship**  
**Race - 2**  
**Lap Chart**



**LAP**

Nr	Pos	Grid	1	2	3	4	5	6	7	8	9	10	11	12	13	14	15	16	17
31	1	31	13	13	13	13	13	13	13	13	13	13	13	13	13	13	13	13	13
13	2	13	31	31	31	31	31	31	31	31	31	31	31	31	31	31	31	31	31
3	3	3	8	8	8	8	8	8	8	8	8	8	8	8	8	3	3	3	3
8	4	8	47	3	3	3	3	3	3	3	3	3	3	3	3	8	8	8	8
23	5	23	3	47	47	47	47	47	47	47	47	47	47	47	47	47	47	47	47
15	6	15	51	51	51	51	66	66	66	66	20	20	20	20	20	20	20	20	20
47	7	47	66	66	66	66	20	20	20	20	66	66	66	66	66	66	66	66	66
51	8	51	20	20	20	20	15	15	15	15	15	74	74	74	74	74	74	74	74
12	9	12	14	14	14	14	74	74	74	74	74	15	15	15	15	15	15	15	15
66	10	66	15	15	15	15	30	30	30	30	30	30	30	30	30	30	30	30	30
14	11	14	12	74	74	74	21	23	23	23	23	23	23	23	23	23	23	23	23
20	12	20	53	30	30	30	23	21	21	16	16	16	16	16	16	16	16	16	16
53	13	53	74	21	21	21	16	16	16	21	21	21	21	21	21	21	21	21	21
30	14	30	30	16	16	16	86	86	86	86	86	86	86	86	86	86	86	86	86
16	15	16	21	86	86	86	14	14	14	14	14	14	14	14	14	14	14	14	14
74	16	74	16	23	23	23	51												
86	17	86	23																
21	18	21	86																

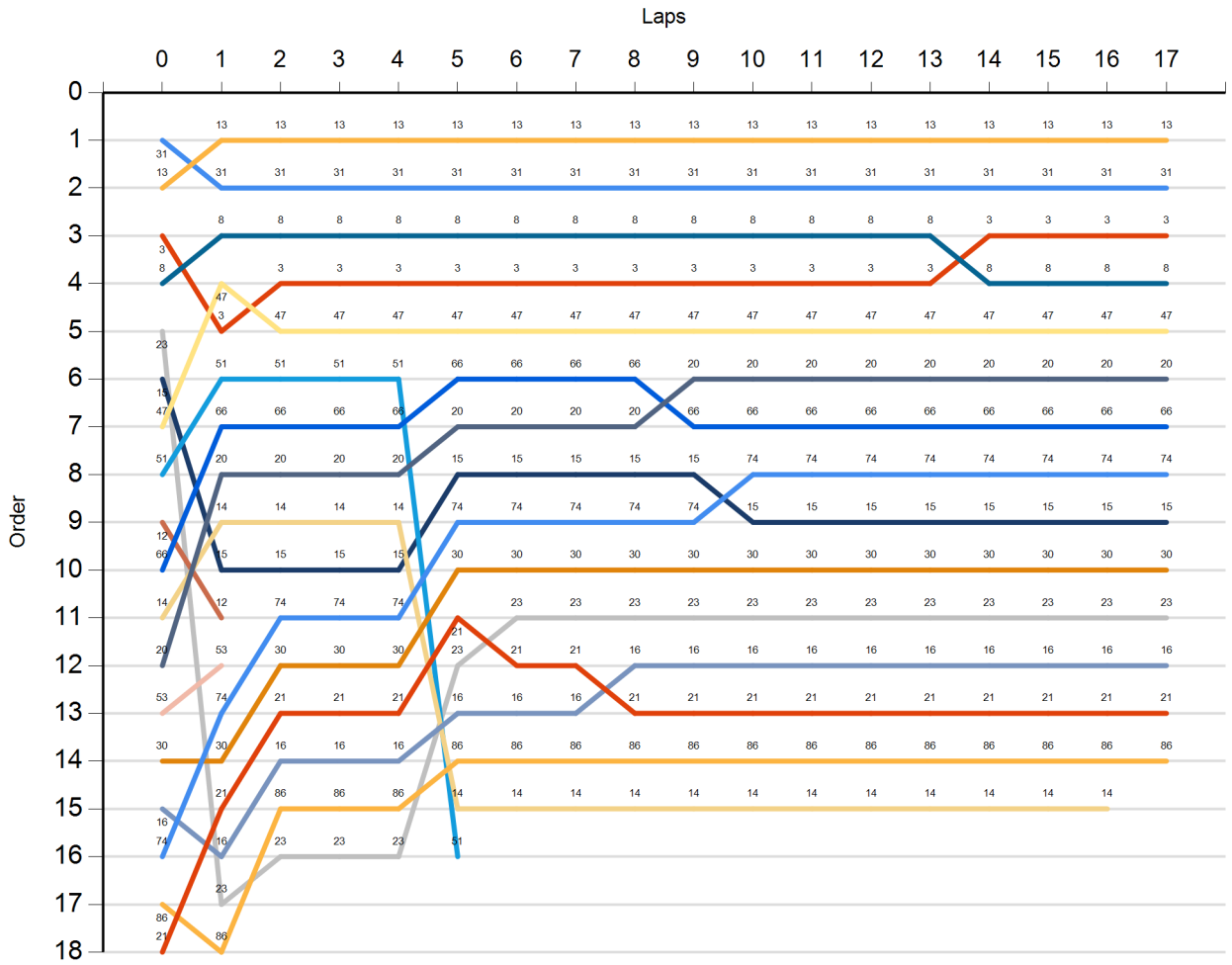


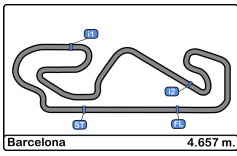


**Circuit de Barcelona**  
**EURO 4 Championship**  
**Race - 2**  
**Graphic Lap Chart**



- 31
- 13
- 3
- 8
- 23
- 15
- 47
- 51
- 12
- 66
- 14
- 20
- 53
- 30
- 16
- 74
- 86
- 21

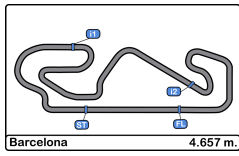




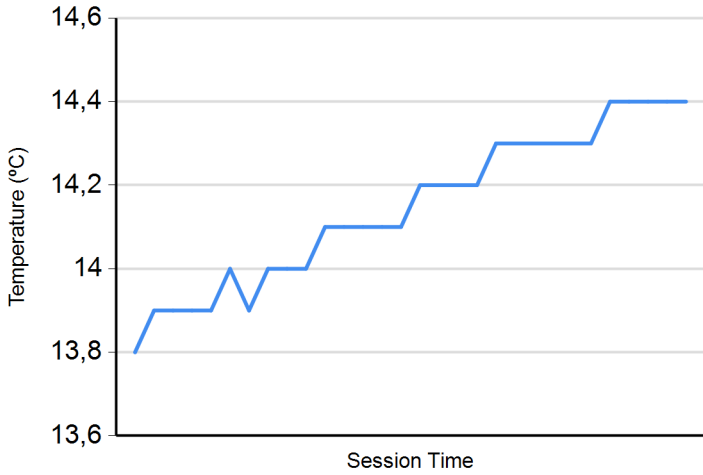
Circuit de Barcelona  
 EURO 4 Championship  
 Race - 2  
 Pit Stop Analysis



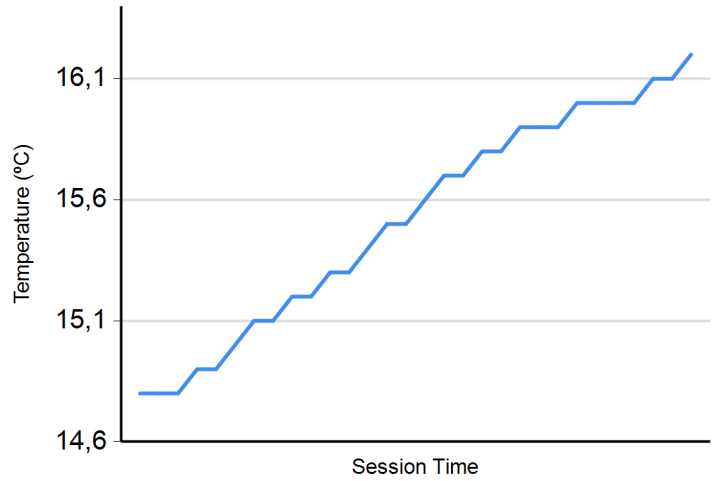
Or d.	Nr.	In Day Time	Driver	Nat	Cat	Team	Nat	Vehicle	In Time	Stop N°	Pit Time	Handicap	Dif.
1	23	11:22:23.049	Arvid Lindblad		R	Prema Racing		Tatuus F.4 T421	4:01.368	1	54.542		
2	14	11:30:12.067	Rashid Al Dhaheri		R	Prema Racing		Tatuus F.4 T421	11:50.386	1	1:11.634		



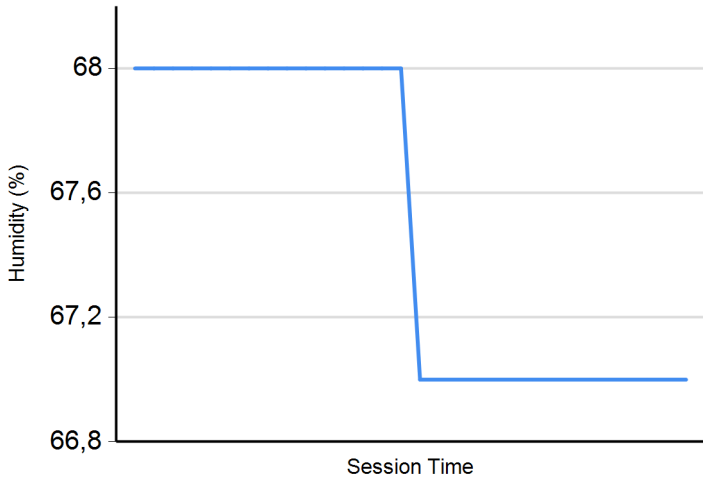
**Air Temperature**



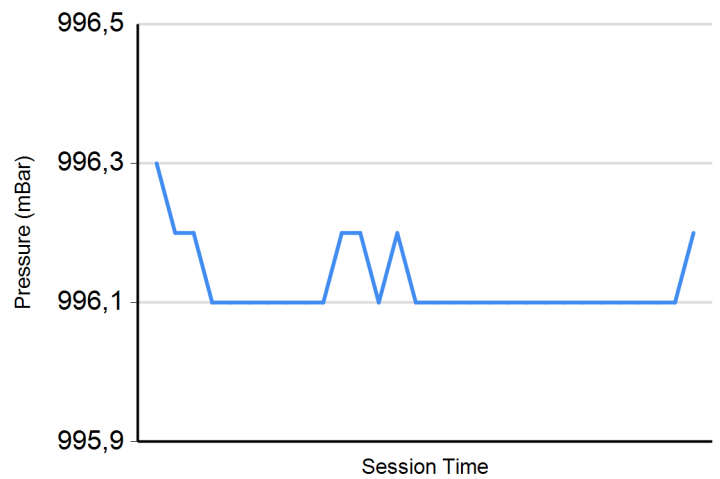
**Track Temperature**



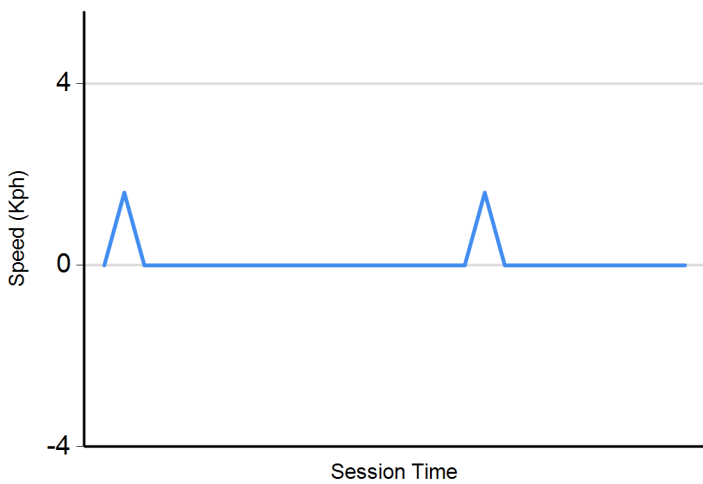
**Humidity**



**Pressure**



**Wind Speed**



**Wind direction**

North = 0°/360° Est = 90° South = 180° West = 270°

