

ACI Racing Weekend Misano, 4-5 Maggio 2024

Italian F4 Championship - Results Race 3

Misano Circuit Sic 58 4.226 m

Laps 17 = 71,842 km - Avg 135,392 km/h - Race Time 31'50.236

No.	Driver	Nat	Entrant	Team	Car	Class	Laps	Time	Gap	Rel.	Fastest Lap
1	27 SLATER Freddie	GBR	Prema Racing	Prema Racing	Tatuus F4-T421		17	31'50.236		7	1'35.534
2	80 POWELL Alex	USA	Prema Racing	Prema Racing	Tatuus F4-T421	R	17	31'51.373	1.137	1.137	7 1'35.592
3	51 NAKAMURA-BERTA Kean	JPN	Prema Racing	Prema Racing	Tatuus F4-T421	R	17	31'51.834	1.598	0.461	17 1'35.756
4	6 YAMAKOSHI Hiyu	JPN	Van Amersfoort Racing	Van Amersfoort Racing	Tatuus F4-T421		17	31'52.769	2.533	0.935	17 1'36.033
5	14 AL DHAHERI Rashid	UAE	Prema Racing	Prema Racing	Tatuus F4-T421		17	31'53.451	3.215	0.682	17 1'35.958
6	12 PRADEL Gianmarco	AUS	US Racing	US Racing	Tatuus F4-T421		17	31'54.773	4.537	1.322	6 1'35.842
7	23 FRANCO Reno	NLD	Jenzer Motorsport	Jenzer Motorsport	Tatuus F4-T421		17	31'55.798	5.562	1.025	13 1'36.466
8	16 LARINI Davide	ITA	PHM AIX Racing	PHM AIX Racing	Tatuus F4-T421		17	31'55.958	5.722	0.160	13 1'36.287
9	50 GOWDA Dion	IND	Prema Racing	Prema Racing	Tatuus F4-T421		17	31'58.269	8.033	2.311	7 1'36.169
10	36 JONSSON Gustav	SWE	Van Amersfoort Racing	Van Amersfoort Racing	Tatuus F4-T421		17	31'58.545	8.309	0.276	5 1'36.604
11	10 FERREIRA Matheus	BRA	US Racing	US Racing	Tatuus F4-T421		17	31'58.649	8.413	0.104	6 1'36.035
12	49 PETROVIC Andrej	SRB	PHM AIX Racing	PHM AIX Racing	Tatuus F4-T421	R	17	31'59.855	9.619	1.206	7 1'36.289
13	3 POPOV Maksimilian	GRD	PHM AIX Racing	PHM AIX Racing	Tatuus F4-T421	R	17	31'59.923	9.687	0.068	6 1'36.397
14P	33 STOLCERMANIS Tomass	LVA	Prema Racing	Prema Racing	Tatuus F4-T421	R	17	31'59.976	9.740	0.053	13 1'35.733
15	24 ZHANG Shimo	CHN	Jenzer Motorsport	Jenzer Motorsport	Tatuus F4-T421		17	32'00.246	10.010	0.270	7 1'36.879
16	31 BOHRA Akshay	USA	US Racing	US Racing	Tatuus F4-T421		17	32'00.550	10.314	0.304	4 1'36.233
17	45 BEETON Jack	AUS	US Racing	US Racing	Tatuus F4-T421		17	32'00.903	10.667	0.353	7 1'36.087
18	21 ISCHER Ethan	CHE	Jenzer Motorsport	Jenzer Motorsport	Tatuus F4-T421		17	32'02.895	12.659	1.992	6 1'36.690
19	55 RODELLA Alvise	ITA	Van Amersfoort Racing	Van Amersfoort Racing	Tatuus F4-T421		17	32'04.018	13.782	1.123	4 1'37.207
20	62 ROBINSON Edward	ESP	AS Motorsport	AS Motorsport	Tatuus F4-T421	R	17	32'04.321	14.085	0.303	4 1'37.353
21	52 SAVINKOV Oleksandr	UKR	AKM Motorsport	AKM Motorsport	Tatuus F4-T421	R	17	32'04.773	14.537	0.452	4 1'36.298
22	77 YEH Enzo	CHN	R-ACE GP	R-ACE GP	Tatuus F4-T421	R	17	32'05.322	15.086	0.549	5 1'36.301
23	95 DUNA Andrei	ROU	Real Racing	Real Racing	Tatuus F4-T421		17	32'06.214	15.978	0.892	7 1'37.686
24	18 KOLLER Jan	CZE	BVM Racing	BVM Racing	Tatuus F4-T421	R	17	32'06.334	16.098	0.120	12 1'37.495
25P	71 REHM Maxim	DEU	US Racing	US Racing	Tatuus F4-T421	R	17	32'08.824	18.588	2.490	7 1'36.250
26P	73 OLIVIERI Emanuele	ITA	AKM Motorsport	AKM Motorsport	Tatuus F4-T421	R	17	32'09.213	18.977	0.389	5 1'36.537
27P	9 STACK Everett	USA	PHM AIX Racing	PHM AIX Racing	Tatuus F4-T421		17	32'10.720	20.484	1.507	12 1'37.463
28	29 BERREBY Nathanael	CHE	Maffi Racing	Maffi Racing	Tatuus F4-T421	R	16	32'16.274	1 Lap	1 Lap	6 1'37.863
29	54 HOLGUIN Gabriel	VEN	Maffi Racing	Maffi Racing	Tatuus F4-T421	R	12	22'52.576	5 Laps	4 Laps	12 1'37.762
30	11 VIISOREANU Luca	ROU	Real Racing	Real Racing	Tatuus F4-T421	R	12	23'03.678	5 Laps	11.102	6 1'37.209
31	7 SAMMALISTO Luka	FIN	R-ACE GP	R-ACE GP	Tatuus F4-T421	R	11	21'07.943	6 Laps	1 Lap	6 1'36.438
----- Not Classified -----											
RET	19 ANURAG Kabir	SGP	US Racing	US Racing	Tatuus F4-T421	R	10	19'37.123	7 Laps		4 1'37.115
RET	8 KOSTIC Andrija	SRB	Van Amersfoort Racing	Van Amersfoort Racing	Tatuus F4-T421	R	8	15'16.793	9 Laps		4 1'36.903
RET	22 FREY Enea	CHE	Jenzer Motorsport	Jenzer Motorsport	Tatuus F4-T421	R	7	12'45.693	10 Laps		7 1'37.000
RET	88 HODENIUS Lin	NLD	Van Amersfoort Racing	Van Amersfoort Racing	Tatuus F4-T421		1	2'35.072	16 Laps		
RET	70 MRAD Kamal	AUS	PHM AIX Racing	PHM AIX Racing	Tatuus F4-T421	R	0				
RET	35 DARYANANI Kai Manesh	IND	Cram Motorsport	Cram Motorsport	Tatuus F4-T421		0				

 Starting: 37 Classified: 31 Not Classified: 0 Retired: 6 Not Started: 0
 Fastest Lap N. 7 No. 27 Freddie Slater Time 1'35.534 Avg. 159,248 Km/h

Humidity:	54%	AIR	21°C
Condition:	DRY	Track	28°C

Penalty and Infringement

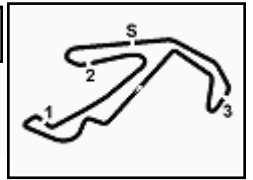
15.00	33 T. STOLCERMANIS	Time Penalty + 5 sec for Stewards decision n. 14
15.01	73 E. OLIVIERI	Time Penalty + 10 sec for Stewards decision n. 13
15.01	9 E. STACK	Time Penalty + 5 sec for Stewards decision n. 15
15.01	71 M. REHM	Time Penalty + 10 sec for Stewards decision n. 12

Stewards : Ronny Guarini Franco Leoni Raffaele Giammaria

 Start 11:03 End 11:35
 05/05/2024

Powered by FICr PERUGIA TIMING





ACI Racing Weekend Misano, 4-5 Maggio 2024

Italian F4 Championship - Results by Class Race 3

Misano Circuit Sic 58 4.226 m

Rookie

Laps 17 = 71,842 km - Avg 135,312 km/h - Race Time 31'51.373

No.	Driver	Nat	Entrant	Team	Car	Laps	Time	Gap	Rel.	Fastest Lap
1	80 POWELL Alex	USA	Prema Racing	Prema Racing	Tatuus F4-T421	17	31'51.373		7	1'35.592
2	51 NAKAMURA-BERTA Kean	JPN	Prema Racing	Prema Racing	Tatuus F4-T421	17	31'51.834	0.461	0.461	17 1'35.756
3	49 PETROVIC Andrej	SRB	PHM AIX Racing	PHM AIX Racing	Tatuus F4-T421	17	31'59.855	8.482	8.021	7 1'36.289
4	3 POPOV Maksimilian	GRD	PHM AIX Racing	PHM AIX Racing	Tatuus F4-T421	17	31'59.923	8.550	0.068	6 1'36.397
5P	33 STOLCERMANIS Tomass	LVA	Prema Racing	Prema Racing	Tatuus F4-T421	17	31'59.976	8.603	0.053	13 1'35.733
6	24 ZHANG Shimo	CHN	Jenzer Motorsport	Jenzer Motorsport	Tatuus F4-T421	17	32'00.246	8.873	0.270	7 1'36.879
7	62 ROBINSON Edward	ESP	AS Motorsport	AS Motorsport	Tatuus F4-T421	17	32'04.321	12.948	4.075	4 1'37.353
8	52 SAVINKOV Oleksandr	UKR	AKM Motorsport	AKM Motorsport	Tatuus F4-T421	17	32'04.773	13.400	0.452	4 1'36.298
9	77 YEH Enzo	CHN	R-ACE GP	R-ACE GP	Tatuus F4-T421	17	32'05.322	13.949	0.549	5 1'36.301
10	18 KOLLER Jan	CZE	BVM Racing	BVM Racing	Tatuus F4-T421	17	32'06.334	14.961	1.012	12 1'37.495
11P	71 REHM Maxim	DEU	US Racing	US Racing	Tatuus F4-T421	17	32'08.824	17.451	2.490	7 1'36.250
12P	73 OLIVIERI Emanuele	ITA	AKM Motorsport	AKM Motorsport	Tatuus F4-T421	17	32'09.213	17.840	0.389	5 1'36.537
13	29 BERREBY Nathanael	CHE	Maffi Racing	Maffi Racing	Tatuus F4-T421	16	32'16.274	1 Lap	1 Lap	6 1'37.863
14	54 HOLGUIN Gabriel	VEN	Maffi Racing	Maffi Racing	Tatuus F4-T421	12	22'52.576	5 Laps	4 Laps	12 1'37.762
15	11 VIISOREANU Luca	ROU	Real Racing	Real Racing	Tatuus F4-T421	12	23'03.678	5 Laps	11.102	6 1'37.209
16	7 SAMMALISTO Luka	FIN	R-ACE GP	R-ACE GP	Tatuus F4-T421	11	21'07.943	6 Laps	1 Lap	6 1'36.438
----- Not Classified -----										
RET	19 ANURAG Kabir	SGP	US Racing	US Racing	Tatuus F4-T421	10	19'37.123	7 Laps		4 1'37.115
RET	8 KOSTIC Andrija	SRB	Van Amersfoort Racing	Van Amersfoort Racing	Tatuus F4-T421	8	15'16.793	9 Laps		4 1'36.903
RET	22 FREY Enea	CHE	Jenzer Motorsport	Jenzer Motorsport	Tatuus F4-T421	7	12'45.693	10 Laps		7 1'37.000
RET	70 MRAD Kamal	AUS	PHM AIX Racing	PHM AIX Racing	Tatuus F4-T421	0				

Starting: 20 Classified: 16 Not Classified: 0 Retired: 4 Not Started: 0

Fastest Lap N. 7 No. 80 Alex Powell Time 1'35.592 Avg. 159,151 Km/h

Humidity:	54%	AIR	21°C
Condition:	DRY	Track	28°C

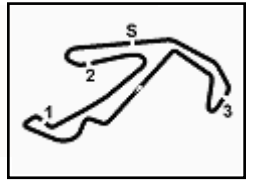
Clerk of the Course : Fabrizio Fondacci

Race Director : Alessandro Ferrari

Start	End
05/05/2024 11:03	11:35

Powered by FICr PERUGIA TIMING





Misano Circuit Sic 58 4.226 m

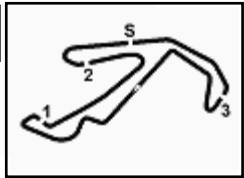
ACI Racing Weekend Misano, 4-5 Maggio 2024

Italian F4 Championship - Lap Chart Race 3

	Lap																
	1	2	3	4	5	6	7	8	9	10	11	12	13	14	15	16	17
1	27	27	27	27	27	27	27	27	27	27	27	27	27	27	27	27	27
2	80	80	80	80	80	80	80	80	80	80	80	80	80	80	80	80	80
3	6	6	6	6	6	6	6	6	6	6	51	51	51	51	51	51	51
4	51	51	51	51	51	51	51	51	51	51	6	6	6	6	6	6	6
5	14	14	14	14	14	14	12	12	12	12	14	14	14	14	14	14	14
6	12	12	12	12	12	12	14	14	14	14	12	12	12	12	12	12	12
7	23	23	23	23	23	23	23	23	23	23	23	23	23	33	33	33	33
8	16	16	16	16	16	16	16	16	16	16	16	33	33	23	23	23	23
9	36	36	36	36	36	36	36	33	33	33	33	16	16	16	16	16	16
10	77	77	77	77	77	33	33	36	36	36	36	36	36	36	36	36	50
11	7	7	7	33	33	50	50	50	50	50	50	50	50	50	50	50	36
12	50	50	33	50	50	73	77	77	77	77	77	77	10	10	10	10	10
13	33	33	50	73	73	77	73	73	73	73	73	21	21	21	71	71	71
14	73	73	73	7	21	21	21	21	21	21	10	10	71	71	71	73	73
15	21	21	21	21	7	7	7	10	10	10	21	21	73	73	73	49	49
16	10	10	10	10	10	10	10	7	7	7	7	71	3	3	3	3	3
17	3	3	3	3	3	3	3	71	71	71	71	3	24	24	24	24	24
18	22	22	71	71	71	71	71	3	3	3	3	24	49	49	49	31	31
19	71	71	22	22	22	22	22	24	24	24	24	49	31	31	31	45	45
20	55	55	24	24	24	24	24	49	49	49	49	45	45	45	21	21	21
21	24	24	55	55	55	49	49	31	31	31	31	55	55	55	55	55	55
22	49	49	49	49	49	55	45	45	45	45	45	55	52	52	52	52	62
23	19	19	19	19	8	45	31	55	55	55	55	52	62	62	62	62	52
24	9	9	8	8	19	31	55	52	52	52	62	18	18	18	9	77	77
25	8	8	11	45	45	8	52	62	62	62	62	18	9	9	9	18	9
26	11	11	45	11	31	19	62	9	9	18	18	9	95	95	95	77	95
27	45	45	62	62	62	54	18	18	9	9	54	77	77	77	95	18	18
28	62	62	31	31	52	62	9	29	54	54	54	95	29	29	29	29	29
29	54	54	54	52	54	54	18	54	29	29	95	11					
30	29	29	52	54	9	9	29	19	19	19	11	29					
31	52	52	9	9	18	18	19	11	11	11	29						
32	18	31	18	18	29	29	8	95	95	95							
33	31	18	29	29	95	95	95	8									
34	88	95	95	95	11	11	11										
35	95																

Final Result			
1	27	SLATER F.	Laps 17
2	80	POWELL A.	1.137
3	51	NAKAMURA-BERTA	1.598
4	6	YAMAKOSHI H.	2.533
5	14	AL DHAHERI R.	3.215
6	12	PRADEL G.	4.537
7	23	FRANCOT R.	5.562
8	16	LARINI D.	5.722
9	50	GOWDA D.	8.033
10	36	JONSSON G.	8.309
11	10	FERREIRA M.	8.413
12	49	PETROVIC A.	9.619
13	3	POPOV M.	9.687
14	33	STOLCERMANIS T. (P)	9.740
15	24	ZHANG S.	10.010
16	31	BOHRA A.	10.314
17	45	BEETON J.	10.667
18	21	ISCHER E.	12.659
19	55	RODELLA A.	13.782
20	62	ROBINSON E.	14.085
21	52	SAVINKOV O.	14.537
22	77	YEH E.	15.086
23	95	DUNA A.	15.978
24	18	KOLLER J.	16.098
25	71	REHM M. (P)	18.588
26	73	OLIVIERI E. (P)	18.977
27	9	STACK E. (P)	20.484
28	29	BERREBY N.	1 Lap
29	54	HOLGUIN G.	5 Laps
30	11	VIISOREANU L.	5 Laps
31	7	SAMMALISTO L.	6 Laps
RET	19	ANURAG K.	7 Laps
RET	8	KOSTIC A.	9 Laps
RET	22	FREY E.	10 Laps
RET	88	HODENIUS L.	16 Laps
RET	35	DARYANANI K.	
RET	70	MRAD K.	





ACI Racing Weekend Misano, 4-5 Maggio 2024

Italian F4 Championship - Best Sectors & Speed Race 3

Misano Circuit Sic 58 4.226 m

RESULTS

Pos	Driver	Team	Laps
1	27 SLATER Freddie	Tatuus F4-T421	17
2	80 POWELL Alex	Tatuus F4-T421	1.137
3	51 NAKAMURA-BERTA Kean	Tatuus F4-T421	1.598
4	6 YAMAKOSHI Hiyu	Tatuus F4-T421	2.533
5	14 AL DHAHERI Rashid	Tatuus F4-T421	3.215
6	12 PRADEL Gianmarco	Tatuus F4-T421	4.537
7	23 FRANCO Reno	Tatuus F4-T421	5.562
8	16 LARINI Davide	Tatuus F4-T421	5.722
9	50 GOWDA Dion	Tatuus F4-T421	8.033
10	36 JONSSON Gustav	Tatuus F4-T421	8.309
11	10 FERREIRA Matheus	Tatuus F4-T421	8.413
12	49 PETROVIC Andrej	Tatuus F4-T421	9.619
13	3 POPOV Maksimilian	Tatuus F4-T421	9.687
14	33 STOLCERMANIS Tomass	Tatuus F4-T421	9.740
15	24 ZHANG Shimo	Tatuus F4-T421	10.010
16	31 BOHRA Akshay	Tatuus F4-T421	10.314
17	45 BEETON Jack	Tatuus F4-T421	10.667
18	21 ISCHER Ethan	Tatuus F4-T421	12.659
19	55 RODELLA Alvis	Tatuus F4-T421	13.782
20	62 ROBINSON Edward	Tatuus F4-T421	14.085
21	52 SAVINKOV Oleksandr	Tatuus F4-T421	14.537
22	77 YEH Enzo	Tatuus F4-T421	15.086
23	95 DUNA Andrei	Tatuus F4-T421	15.978
24	18 KOLLER Jan	Tatuus F4-T421	16.098
25	71 REHM Maxim	Tatuus F4-T421	18.588
26	73 OLIVIERI Emanuele	Tatuus F4-T421	18.977
27	9 STACK Everett	Tatuus F4-T421	20.484
28	29 BERREBY Nathanael	Tatuus F4-T421	1 Lap
29	54 HOLGUIN Gabriel	Tatuus F4-T421	5 Laps
30	11 VIISOREANU Luca	Tatuus F4-T421	5 Laps
31	7 SAMMALISTO Luka	Tatuus F4-T421	6 Laps
RET	19 ANURAG Kabir	Tatuus F4-T421	7 Laps
RET	8 KOSTIC Andrija	Tatuus F4-T421	9 Laps
RET	22 FREY Enea	Tatuus F4-T421	10 Laps
RET	88 HODENIUS Lin	Tatuus F4-T421	16 Laps
RET	35 DARYANANI Kai Manesh	Tatuus F4-T421	
RET	70 MRAD Kamal	Tatuus F4-T421	

SPEED

Pos	Driver	Team	Time
1	45 BEETON Jack	Tatuus F4-T421	208,1
2	19 ANURAG Kabir	Tatuus F4-T421	207,3
3	10 FERREIRA Matheus	Tatuus F4-T421	206,9
4	31 BOHRA Akshay	Tatuus F4-T421	206,9
5	12 PRADEL Gianmarco	Tatuus F4-T421	205,3
6	71 REHM Maxim	Tatuus F4-T421	205,3
7	49 PETROVIC Andrej	Tatuus F4-T421	205,3
8	36 JONSSON Gustav	Tatuus F4-T421	204,9
9	55 RODELLA Alvis	Tatuus F4-T421	204,9
10	73 OLIVIERI Emanuele	Tatuus F4-T421	204,9
11	77 YEH Enzo	Tatuus F4-T421	204,5
12	50 GOWDA Dion	Tatuus F4-T421	204,5
13	16 LARINI Davide	Tatuus F4-T421	204,2
14	8 KOSTIC Andrija	Tatuus F4-T421	204,2
15	22 FREY Enea	Tatuus F4-T421	204,2
16	24 ZHANG Shimo	Tatuus F4-T421	204,2
17	18 KOLLER Jan	Tatuus F4-T421	203,8
18	3 POPOV Maksimilian	Tatuus F4-T421	203,8
19	23 FRANCO Reno	Tatuus F4-T421	203,4
20	62 ROBINSON Edward	Tatuus F4-T421	203,4
21	21 ISCHER Ethan	Tatuus F4-T421	203,4
22	9 STACK Everett	Tatuus F4-T421	203,0
23	33 STOLCERMANIS Tomass	Tatuus F4-T421	202,6
24	54 HOLGUIN Gabriel	Tatuus F4-T421	202,2
25	11 VIISOREANU Luca	Tatuus F4-T421	202,2
26	14 AL DHAHERI Rashid	Tatuus F4-T421	201,9
27	7 SAMMALISTO Luka	Tatuus F4-T421	201,9
28	51 NAKAMURA-BERTA Kean	Tatuus F4-T421	201,1
29	52 SAVINKOV Oleksandr	Tatuus F4-T421	201,1
30	29 BERREBY Nathanael	Tatuus F4-T421	200,7
31	95 DUNA Andrei	Tatuus F4-T421	200,4
32	80 POWELL Alex	Tatuus F4-T421	200,4
33	6 YAMAKOSHI Hiyu	Tatuus F4-T421	200,4
34	27 SLATER Freddie	Tatuus F4-T421	199,3
35	88 HODENIUS Lin	Tatuus F4-T421	114,0

SEG. 1

1	27 SLATER Freddie	24.382
2	80 POWELL Alex	24.425
3	51 NAKAMURA-BERTA Ke	24.493
4	33 STOLCERMANIS Tomas	24.607
5	50 GOWDA Dion	24.618
6	77 YEH Enzo	24.628
7	12 PRADEL Gianmarco	24.631
8	31 BOHRA Akshay	24.634
9	73 OLIVIERI Emanuele	24.639
10	6 YAMAKOSHI Hiyu	24.640
11	7 SAMMALISTO Luka	24.648
12	71 REHM Maxim	24.667
13	14 AL DHAHERI Rashid	24.680
14	10 FERREIRA Matheus	24.724
15	52 SAVINKOV Oleksandr	24.741
16	49 PETROVIC Andrej	24.745
17	21 ISCHER Ethan	24.748
18	45 BEETON Jack	24.766
19	55 RODELLA Alvis	24.814
20	3 POPOV Maksimilian	24.828
21	23 FRANCO Reno	24.876
22	16 LARINI Davide	24.889
23	36 JONSSON Gustav	24.912
24	95 DUNA Andrei	24.986
25	11 VIISOREANU Luca	25.003
26	24 ZHANG Shimo	25.032
27	54 HOLGUIN Gabriel	25.043
28	9 STACK Everett	25.082
29	8 KOSTIC Andrija	25.088
30	22 FREY Enea	25.092
31	18 KOLLER Jan	25.145
32	62 ROBINSON Edward	25.149
33	29 BERREBY Nathanael	25.150
34	19 ANURAG Kabir	25.161
35	70 MRAD Kamal	35.801
36	35 DARYANANI Kai Manesh	36.005
37	88 HODENIUS Lin	36.388

SEG. 2

1	31 BOHRA Akshay	22.854
2	80 POWELL Alex	22.881
3	33 STOLCERMANIS Tomas	22.911
4	16 LARINI Davide	22.930
5	27 SLATER Freddie	22.934
6	21 ISCHER Ethan	22.974
7	77 YEH Enzo	22.988
8	36 JONSSON Gustav	23.001
9	45 BEETON Jack	23.006
10	73 OLIVIERI Emanuele	23.008
11	51 NAKAMURA-BERTA Ke	23.015
12	12 PRADEL Gianmarco	23.018
13	10 FERREIRA Matheus	23.040
14	6 YAMAKOSHI Hiyu	23.042
15	50 GOWDA Dion	23.046
16	71 REHM Maxim	23.048
17	14 AL DHAHERI Rashid	23.065
18	23 FRANCO Reno	23.072
19	49 PETROVIC Andrej	23.072
20	3 POPOV Maksimilian	23.082
21	19 ANURAG Kabir	23.105
22	22 FREY Enea	23.120
23	55 RODELLA Alvis	23.120
24	7 SAMMALISTO Luka	23.149
25	24 ZHANG Shimo	23.156
26	52 SAVINKOV Oleksandr	23.176
27	18 KOLLER Jan	23.183
28	8 KOSTIC Andrija	23.215
29	11 VIISOREANU Luca	23.244
30	62 ROBINSON Edward	23.253
31	9 STACK Everett	23.305
32	95 DUNA Andrei	23.329
33	54 HOLGUIN Gabriel	23.435
34	29 BERREBY Nathanael	23.436
35	88 HODENIUS Lin	27.026
36	70 MRAD Kamal	52.122

SEG. 3

1	31 BOHRA Akshay	26.936
2	12 PRADEL Gianmarco	27.041
3	24 ZHANG Shimo	27.043
4	27 SLATER Freddie	27.089
5	14 AL DHAHERI Rashid	27.103
6	77 YEH Enzo	27.114
7	33 STOLCERMANIS Tomas	27.117
8	51 NAKAMURA-BERTA Ke	27.131
9	10 FERREIRA Matheus	27.140
10	21 ISCHER Ethan	27.143
11	45 BEETON Jack	27.161
12	52 SAVINKOV Oleksandr	27.177
13	6 YAMAKOSHI Hiyu	27.190
14	36 JONSSON Gustav	27.191
15	19 ANURAG Kabir	27.195
16	71 REHM Maxim	27.207
17	80 POWELL Alex	27.208
18	49 PETROVIC Andrej	27.223
19	73 OLIVIERI Emanuele	27.227
20	50 GOWDA Dion	27.231
21	3 POPOV Maksimilian	27.253
22	16 LARINI Davide	27.259
23	8 KOSTIC Andrija	27.261
24	23 FRANCO Reno	27.263
25	7 SAMMALISTO Luka	27.291
26	22 FREY Enea	27.295
27	62 ROBINSON Edward	27.307
28	55 RODELLA Alvis	27.399
29	18 KOLLER Jan	27.471
30	11 VIISOREANU Luca	27.478
31	9 STACK Everett	27.491
32	29 BERREBY Nathanael	27.522
33	95 DUNA Andrei	27.565
34	54 HOLGUIN Gabriel	27.590
35	88 HODENIUS Lin	47.260

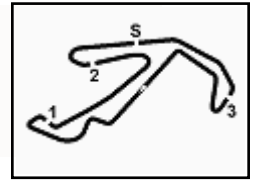
SEG. 4

1	80 POWELL Alex	20.880
2	73 OLIVIERI Emanuele	20.928
3	6 YAMAKOSHI Hiyu	20.934
4	27 SLATER Freddie	20.935
5	51 NAKAMURA-BERTA Ke	20.935
6	12 PRADEL Gianmarco	20.956
7	16 LARINI Davide	20.974
8	14 AL DHAHERI Rashid	20.998
9	33 STOLCERMANIS Tomas	21.003
10	23 FRANCO Reno	21.024
11	77 YEH Enzo	21.042
12	45 BEETON Jack	21.044
13	50 GOWDA Dion	21.048
14	10 FERREIRA Matheus	21.049
15	21 ISCHER Ethan	21.056
16	49 PETROVIC Andrej	21.061
17	31 BOHRA Akshay	21.095
18	71 REHM Maxim	21.098
19	3 POPOV Maksimilian	21.101
20	7 SAMMALISTO Luka	21.124
21	24 ZHANG Shimo	21.129
22	52 SAVINKOV Oleksandr	21.146
23	9 STACK Everett	21.160
24	22 FREY Enea	21.167
25	8 KOSTIC Andrija	21.204
26	62 ROBINSON Edward	21.206
27	36 JONSSON Gustav	21.219
28	55 RODELLA Alvis	21.225
29	11 VIISOREANU Luca	21.248
30	95 DUNA Andrei	21.295
31	19 ANURAG Kabir	21.302
32	18 KOLLER Jan	21.315
33	54 HOLGUIN Gabriel	21.408
34	29 BERREBY Nathanael	21.431

05/05/2024

Powered by FICR PERUGIA TIMING





ACI Racing Weekend Misano, 4-5 Maggio 2024

Italian F4 Championship - Chronological Analysis Race 3

Misano Circuit Sic 58 4.226 m

Start at 11:03'32.369

1 / 6
3 M. POPOV (1'36.397)

Lap	Seg.1	Seg.2	Seg.3	Seg.4	Lap Time	km/h	Local Time
1		24.022	27.658	25.956	1'52.089	201,9	11:05'24.458
2	33.620	40.653	1'08.361	21.979	2'44.613	117,3	11:08'09.071
3	25.320	23.329	27.297	21.606	1'37.552	202,2	11:09'46.623
4	25.274	23.548	27.539	21.339	1'37.700	201,1	11:11'24.323
5	25.700	24.000	27.370	21.322	1'38.392	201,1	11:13'02.715
6	24.919	23.105	27.272	21.101	1'36.397	200,0	11:14'39.112
7	24.828	23.105	27.358	21.320	1'36.611	202,2	11:16'15.723
8	25.384	23.082	27.858	23.018	1'39.342	203,8	11:17'55.065
9	27.685	38.834	1'00.472	32.241	2'39.232	108,5	11:20'34.297
10	35.048	33.647	59.177	21.883	2'29.755	143,0	11:23'04.052
11	24.953	23.725	27.805	21.430	1'37.913	201,9	11:24'41.965
12	25.344	23.423	27.513	21.324	1'37.604	199,6	11:26'19.569
13	25.127	23.305	27.358	21.511	1'37.301	201,9	11:27'56.870
14	25.102	24.266	40.250	27.376	1'56.994	110,2	11:29'53.864
15	28.924	33.082	58.841	22.110	2'22.957	141,9	11:32'16.821
16	25.264	23.311	27.383	22.380	1'38.338	199,3	11:33'55.159
17	24.945	23.281	27.253	21.654	1'37.133	200,4	11:35'32.292
							Race Time 31'59.923

7	25.331	23.217	27.261	34.761	1'50.570	202,6	11:16'34.841
8	38.347	27.161	31.913	36.900	2'14.321P	189,5	11:18'49.162
							Race Time 15'16.793

9 E. STACK (1'37.463)

Lap	Seg.1	Seg.2	Seg.3	Seg.4	Lap Time	km/h	Local Time
1		24.223	27.536	28.040	1'56.725	198,5	11:05'29.094
2	34.666	40.145	1'05.833	21.937	2'42.581	118,8	11:08'11.675
3	25.585	23.471	21.143	21.937	1'43.219	199,3	11:09'54.894
4	25.403	23.423	28.248	21.518	1'38.592	196,0	11:11'33.486
5	25.247	23.998	27.716	21.160	1'38.121	196,4	11:13'11.607
6	25.574	23.717	27.685	21.560	1'38.536	201,9	11:14'50.143
7	25.082	23.423	27.623	21.722	1'37.850	197,1	11:16'27.993
8	25.528	23.475	28.234	22.746	1'39.983	198,9	11:18'07.976
9	26.373	34.112	1'00.104	31.859	2'32.448	98,7	11:20'40.424
10	35.501	33.018	56.623	22.506	2'27.648	155,6	11:23'08.072
11	26.099	23.305	27.801	21.382	1'38.587	197,1	11:24'46.659
12	25.149	23.307	27.740	21.267	1'37.463	198,2	11:26'24.122
13	25.339	23.569	27.491	21.283	1'37.682	199,3	11:28'01.804
14	25.837	26.439	38.772	26.935	1'57.983	172,0	11:29'59.787
15	29.721	32.431	56.440	22.002	2'20.594	166,4	11:32'20.381
16	25.324	23.335	27.741	21.545	1'37.945	203,0	11:33'58.326
17	26.015	23.789	28.117	21.842	1'39.763	200,7	11:35'38.089
							Race Time 32'05.720 + 5.000Pen

6 H. YAMAKOSHI (1'36.033)

Lap	Seg.1	Seg.2	Seg.3	Seg.4	Lap Time	km/h	Local Time
1		23.313	27.363	21.623	1'43.375	198,9	11:05'15.744
2	33.409	40.479	1'09.597	25.244	2'48.729	88,7	11:08'04.473
3	25.044	23.093	27.297	21.171	1'36.605	199,6	11:09'41.078
4	24.812	23.042	27.256	21.076	1'36.186	200,4	11:11'17.264
5	24.821	23.090	27.220	21.039	1'36.170	200,0	11:12'53.434
6	24.666	23.088	27.723	21.257	1'36.734	197,8	11:14'30.168
7	24.822	23.166	27.840	21.249	1'37.077	199,3	11:16'07.245
8	24.727	23.054	27.617	21.286	1'36.684	197,4	11:17'43.929
9	30.550	38.139	58.430	33.141	2'40.260	91,9	11:20'24.189
10	35.776	33.478	58.290	26.638	2'34.182	142,9	11:22'58.371
11	24.964	23.236	28.281	21.421	1'37.902	200,4	11:24'36.273
12	24.804	23.133	27.303	21.109	1'36.349	198,2	11:26'12.622
13	24.640	23.209	27.252	21.064	1'36.165	200,0	11:27'48.787
14	24.717	23.330	42.247	26.747	1'57.041	142,5	11:29'45.828
15	29.343	33.230	58.964	25.232	2'26.769	139,4	11:32'12.597
16	25.157	23.102	27.266	20.983	1'36.508	198,9	11:33'49.105
17	24.851	23.058	27.190	20.934	1'36.033	198,5	11:35'25.138
							Race Time 31'52.769

10 M. FERREIRA (1'36.035)

Lap	Seg.1	Seg.2	Seg.3	Seg.4	Lap Time	km/h	Local Time
1		23.802	28.018	25.579	1'51.545	205,3	11:05'23.914
2	33.459	40.536	1'08.791	22.096	2'44.882	123,3	11:08'08.796
3	25.328	23.189	27.494	21.485	1'37.496	203,4	11:09'46.292
4	25.817	23.388	27.167	21.260	1'37.632	202,6	11:11'23.924
5	26.175	23.766	27.332	21.107	1'38.380	200,7	11:13'02.304
6	24.774	23.044	27.168	21.049	1'36.035	201,9	11:14'38.339
7	25.034	23.186	27.482	21.405	1'37.107	204,9	11:16'15.446
8	25.202	23.040	27.378	22.386	1'38.006	201,9	11:17'53.452
9	27.895	38.542	59.583	32.653	2'38.673	109,6	11:20'32.125
10	35.373	33.396	59.566	22.050	2'30.385	137,8	11:23'02.510
11	25.460	23.295	27.372	21.286	1'37.413	206,9	11:24'39.923
12	25.160	23.204	27.165	21.264	1'36.793	202,6	11:26'16.716
13	25.710	23.060	27.140	21.126	1'37.036	200,4	11:27'53.752
14	24.724	24.895	40.022	27.896	1'57.537	130,9	11:29'51.289
15	28.940	33.021	59.306	22.699	2'23.966	162,2	11:32'15.255
16	25.039	23.183	27.693	21.711	1'37.626	204,2	11:33'52.881
17	25.511	23.164	27.457	22.005	1'38.137	206,9	11:35'31.018
							Race Time 31'58.649

7 L. SAMMALISTO (1'36.438)

Lap	Seg.1	Seg.2	Seg.3	Seg.4	Lap Time	km/h	Local Time
1		23.796	27.679	23.040	1'47.635	199,6	11:05'20.004
2	33.767	40.501	1'09.749	23.294	2'47.311	106,6	11:08'07.315
3	25.140	23.234	27.517	21.422	1'37.313	200,7	11:09'44.628
4	25.220	23.480	27.842	22.393	1'38.935	201,9	11:11'23.563
5	26.188	23.310	27.291	21.124	1'37.913	200,0	11:13'01.476
6	24.648	23.169	27.340	21.281	1'36.438	200,4	11:14'37.914
7	25.134	23.190	27.538	21.430	1'37.292	201,1	11:16'15.206
8	25.011	23.149	27.871	22.875	1'38.906	196,4	11:17'54.112
9	27.632	38.559	59.713	32.516	2'38.420	110,1	11:20'32.532
10	35.699	33.111	59.700	21.992	2'30.502	129,3	11:23'03.034
11	25.264	23.379	27.345	21.290	1'37.278	201,1	11:24'40.312
12	26.374	23.297					
							Race Time 21'07.943

8 A. KOSTIC (1'36.903)

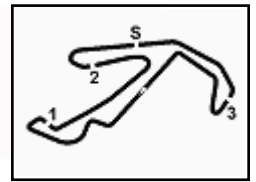
Lap	Seg.1	Seg.2	Seg.3	Seg.4	Lap Time	km/h	Local Time
1		25.551	27.687	27.861	1'57.348	200,4	11:05'29.717
2	34.979	40.364	1'05.055	21.932	2'42.330	121,3	11:08'12.047
3	25.529	23.366	27.721	21.204	1'37.820	199,3	11:09'49.867
4	25.088	23.215	27.280	21.320	1'36.903	202,2	11:11'26.770
5	25.092	23.574	27.582	21.779	1'38.027	204,2	11:13'04.797
6	25.320	24.078	27.907	22.169	1'39.474	203,4	11:14'44.271

12 G. PRADEL (1'35.842)

Lap	Seg.1	Seg.2	Seg.3	Seg.4	Lap Time	km/h	Local Time
1		23.447	27.529	22.221	1'45.373	205,3	11:05'17.742

05/05/2024 P = Pits In/Out - C = Lap Time Cancelled





ACI Racing Weekend Misano, 4-5 Maggio 2024

Italian F4 Championship - Chronological Analysis Race 3

Misano Circuit Sic 58.4.226 m

Start at 11:03'32.369

2 / 6

2	32.517	40.953	1'09.578	24.828	2'47.876	96,1	11:08'05.618	5	25.314	24.087	27.564	21.319	1'38.284	203,4	11:13'12.065
3	25.154	23.295	27.575	21.347	1'37.371	199,6	11:09'42.989	6	25.292	23.403	27.567	22.046	1'38.308	200,7	11:14'50.373
4	24.705	23.180	27.219	21.097	1'36.201	203,8	11:11'19.190	7	25.440	23.183	27.471	21.975	1'38.069	203,8	11:16'28.442
5	24.656	23.050	27.264	20.956	1'35.926	201,9	11:12'55.116	8	25.681	23.907	28.131	22.365	1'40.084	200,4	11:18'08.526
6	24.631	23.018	27.041	21.152	1'35.842	204,9	11:14'30.958	9	26.456	34.173	1'00.017	31.896	2'32.542	101,6	11:20'41.068
7	25.225	23.149	27.204	21.319	1'36.897	202,6	11:16'07.855	10	35.397	33.014	56.426	21.951	2'26.788	153,8	11:23'07.856
8	24.880	23.064	27.406	21.991	1'37.341	201,9	11:17'45.196	11	25.667	23.447	27.723	21.418	1'38.255	201,9	11:24'46.111
9	30.371	38.023	58.717	32.771	2'39.882	85,9	11:20'25.078	12	25.145	23.365	27.670	21.315	1'37.495	197,8	11:26'23.606
10	35.875	33.817	58.158	26.352	2'34.202	166,2	11:22'59.280	13	25.407	23.426	27.515	21.475	1'37.823	200,0	11:28'01.429
11	24.923	23.109	27.716	21.964	1'37.712	200,4	11:24'36.992	14	25.279	26.488	38.759	27.460	1'57.986	153,0	11:29'59.415
12	24.951	23.143	27.043	21.189	1'36.326	203,0	11:26'13.318	15	29.271	32.502	56.756	22.016	2'20.545	171,7	11:32'19.960
13	24.953	23.092	27.110	21.116	1'36.271	202,6	11:27'49.589	16	25.398	23.403	27.884	21.953	1'38.638	202,2	11:33'58.598
14	24.942	23.835	41.731	26.805	1'57.313	141,7	11:29'46.902	17	25.935	23.985	27.959	22.226	1'40.105	201,1	11:35'38.703
15	29.077	33.390	59.126	24.756	2'26.349	153,4	11:32'13.251								
16	25.101	23.223	27.457	21.264	1'37.045	202,2	11:33'50.296								
17	24.966	23.128	27.493	21.259	1'36.846	202,2	11:35'27.142								

Race Time 32'06.334

19 K. ANURAG (1'37.115)

Lap	Seg.1	Seg.2	Seg.3	Seg.4	Lap Time	km/h	Local Time
1		24.343	27.680	28.743	1'56.226	205,3	11:05'28.595
2	34.415	40.221	1'06.127	21.992	2'42.755	111,6	11:08'11.350
3	25.514	23.335	27.427	21.302	1'37.578	202,2	11:09'48.928
4	25.161	23.317	27.200	21.437	1'37.115	205,3	11:11'26.043
5	25.545	23.933	27.694	21.774	1'38.946	207,3	11:13'04.989
6	25.423	23.922	28.031	22.044	1'39.420	202,6	11:14'44.409
7	25.554	23.105	27.195	30.791	1'46.645	204,9	11:16'31.054
8	25.545	23.512	30.141	24.146	1'43.344	188,5	11:18'14.398
9	26.181	30.717	59.880	32.035	2'28.813	95,3	11:20'43.211
10	34.871	32.986	56.155	22.269	2'26.281	140,3	11:23'09.492

Race Time 19'37.123

21 E. ISCHER (1'36.690)

Lap	Seg.1	Seg.2	Seg.3	Seg.4	Lap Time	km/h	Local Time
1		24.095	27.921	25.223	1'51.042	203,4	11:05'23.411
2	33.056	41.031	1'08.693	22.217	2'44.997	105,2	11:08'08.408
3	25.322	23.158	27.618	21.523	1'37.621	200,0	11:09'46.029
4	25.586	23.182	27.143	21.681	1'37.592	201,1	11:11'23.621
5	25.411	23.249	27.294	21.088	1'37.042	200,7	11:13'00.663
6	24.800	23.164	27.570	21.156	1'36.690	200,4	11:14'37.353
7	25.379	23.266	27.599	21.157	1'37.401	198,5	11:16'14.754
8	24.748	22.974	27.242	22.660	1'37.624	200,7	11:17'52.378
9	28.447	38.477	59.400	32.801	2'39.125	104,9	11:20'31.503
10	35.418	33.508	59.432	22.365	2'30.723	148,1	11:23'02.226
11	25.475	23.281	27.466	21.518	1'37.740	200,0	11:24'39.966
12	25.758	23.199	27.425	21.198	1'37.580	198,5	11:26'17.546
13	25.448	23.154	27.297	21.056	1'36.955	199,6	11:27'54.501
14	24.811	25.047	39.889	27.536	1'57.283	129,3	11:29'51.784
15	29.243	32.786	59.356	22.573	2'23.958	147,3	11:32'15.742
16	25.011	23.148	27.849	25.352	1'41.360	200,4	11:33'57.102
17	25.575	23.491	27.817	21.279	1'38.162	198,2	11:35'35.264

Race Time 32'02.895

22 E. FREY (1'37.000)

Lap	Seg.1	Seg.2	Seg.3	Seg.4	Lap Time	km/h	Local Time
1		24.138	27.770	26.120	1'52.685	198,9	11:05'25.054
2	33.585	40.543	1'08.295	21.987	2'44.410	123,1	11:08'09.464
3	25.328	23.430	27.833	21.595	1'38.186	199,3	11:09'47.650
4	25.196	23.216	27.295	21.637	1'37.344	204,2	11:11'24.994
5	25.354	24.089	27.483	21.456	1'38.382	201,5	11:13'03.376
6	25.822	23.199	27.498	21.167	1'37.686	200,0	11:14'41.062
7	25.092	23.120	27.411	21.377	1'37.000	199,6	11:16'18.062

Race Time 12'45.693

18 J. KOLLER (1'37.495)

Lap	Seg.1	Seg.2	Seg.3	Seg.4	Lap Time	km/h	Local Time
1		26.358	30.895	37.334	2'11.931P	200,7	11:05'44.300
2	1'10.462	24.265	34.270	22.202	2'31.199P	195,3	11:08'15.499
3	26.605	23.766	27.642	21.712	1'39.725	203,4	11:09'55.224
4	25.404	23.335	28.118	21.700	1'38.557	201,5	11:11'33.781

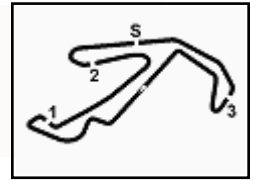
23 R. FRANCO (1'36.466)

Lap	Seg.1	Seg.2	Seg.3	Seg.4	Lap Time	km/h	Local Time
1		23.586	27.712	22.574	1'45.718	203,4	11:05'18.087
2	32.629	40.955	1'09.619	24.423	2'47.626	114,0	11:08'05.713
3	25.418	23.269	27.445	21.441	1'37.573	203,0	11:09'43.286
4	24.985	23.239	27.554	21.279	1'37.057	198,5	11:11'20.343

05/05/2024

P = Pits In/Out - C = Lap Time Cancelled





ACI Racing Weekend Misano, 4-5 Maggio 2024

Italian F4 Championship - Chronological Analysis Race 3

Misano Circuit Sic 58.4.226m

Start at 11:03'32.369

3 / 6

5	24.910	23.105	27.504	21.155	1'36.674	199,3	11:12'57.017	8	25.150	23.848	28.798	21.856	1'39.652	198,2	11:18'09.186	
6	24.933	23.359	27.417	21.106	1'36.815	199,3	11:14'33.832	9	26.231	34.488	1'00.524	32.011	2'33.254	88,4	11:20'42.440	
7	24.962	23.231	27.539	21.116	1'36.848	197,8	11:16'10.680	10	35.065	33.044	56.387	22.524	2'27.020	141,4	11:23'09.460	
8	24.876	23.112	27.432	21.970	1'37.390	199,3	11:17'48.070	11	31.745	42.614	51.610	1'28.182	3'34.151P	110,7	11:26'43.611	
9	29.103	37.469	59.136	32.540	2'38.248	75,5	11:20'26.318	12	44.519	24.861	29.266	22.494	2'01.140P	195,7	11:28'44.751	
10	36.244	33.501	58.049	25.664	2'33.458	174,8	11:22'59.776	13	31.463	34.178	37.716	23.474	2'06.831	147,5	11:30'51.582	
11	25.228	23.176	27.358	21.515	1'37.277	200,7	11:24'37.053	14	25.622	24.079	28.278	21.527	1'39.506	195,7	11:32'31.088	
12	25.378	23.289	27.324	21.024	1'37.015	199,6	11:26'14.068	15	25.323	24.132	28.170	21.431	1'39.056	194,6	11:34'10.144	
13	24.928	23.079	27.263	21.196	1'36.466	200,7	11:27'50.534	16	25.257	23.514	28.031	21.697	1'38.499	197,1	11:35'48.643	
14	25.784	24.179	40.621	27.152	1'57.736	164,1	11:29'48.270									Race Time 32'16.274
15	29.074	33.286	59.113	24.131	2'25.604	145,4	11:32'13.874									
16	25.161	23.072	27.344	21.527	1'37.104	201,9	11:33'50.978									
17	25.042	23.145	27.712	21.290	1'37.189	197,4	11:35'28.167									

24 S. ZHANG (1'36.879)

Lap	Seg.1	Seg.2	Seg.3	Seg.4	Lap Time	km/h	Local Time
1		24.468	27.919	27.168	1'54.635	204,2	11:05'27.004
2	34.700	40.044	1'06.916	21.949	2'43.609	115,0	11:08'10.613
3	25.299	23.323	27.273	21.505	1'37.400	204,2	11:09'48.013
4	25.072	23.504	27.043	21.735	1'37.354	202,6	11:11'25.367
5	25.455	23.801	27.586	21.358	1'38.200	200,7	11:13'03.567
6	26.030	23.494	27.158	21.129	1'37.811	201,9	11:14'41.378
7	25.032	23.166	27.363	21.318	1'36.879	203,4	11:16'18.257
8	25.080	23.156	27.247	22.742	1'38.225	198,5	11:17'56.482
9	28.561	37.720	1'00.029	32.455	2'38.765	113,9	11:20'35.247
10	35.840	32.471	58.961	21.921	2'29.193	136,7	11:23'04.440
11	25.067	23.532	27.643	21.600	1'37.842	200,7	11:24'42.282
12	25.309	23.286	27.523	21.483	1'37.601	202,2	11:26'19.883
13	25.252	23.378	27.306	21.378	1'37.314	201,9	11:27'57.197
14	25.145	24.431	40.420	27.512	1'57.508	113,1	11:29'54.705
15	28.979	32.815	58.694	21.888	2'22.376	141,5	11:32'17.081
16	25.355	23.846	27.584	21.556	1'38.341	200,7	11:33'55.422
17	25.078	23.358	27.485	21.272	1'37.193	200,7	11:35'32.615

33 T. STOLCERMANIS (1'35.733)

Lap	Seg.1	Seg.2	Seg.3	Seg.4	Lap Time	km/h	Local Time
1		24.005	31.560	26.070	2'13.298	202,2	11:05'45.667
2	26.684	38.128	1'02.495	22.097	2'29.404	131,7	11:08'15.071
3	25.741	23.143	27.474	21.242	1'37.600	204,2	11:09'52.671
4	24.789	23.105	27.043	21.296	1'36.233	204,9	11:11'28.904
5	25.052	24.251	27.321	21.095	1'37.719	201,9	11:12'06.623
6	24.634	23.277	27.609	21.511	1'37.031	204,2	11:14'43.654
7	25.074	23.044	26.936	21.179	1'36.233	203,0	11:16'19.887
8	24.865	22.854	27.752	24.230	1'39.701	201,9	11:17'59.588
9	27.570	37.334	1'00.123	32.089	2'37.116	109,6	11:20'36.704
10	35.501	33.133	58.065	21.797	2'28.496	124,9	11:23'05.200
11	24.987	23.146	27.672	21.729	1'37.534	200,0	11:24'42.734
12	25.562	23.135	27.960	21.857	1'38.514	201,1	11:26'21.248
13	25.048	23.096	27.057	21.198	1'36.399	202,6	11:27'57.647
14	25.309	25.653	40.342	27.257	1'58.561	130,9	11:29'56.208
15	28.845	32.902	58.245	21.605	2'21.597	139,7	11:32'17.805
16	25.233	23.563	27.418	21.599	1'37.813	205,3	11:33'55.618
17	25.204	23.222	27.366	21.509	1'37.301	206,9	11:35'32.919

27 F. SLATER (1'35.534)

Lap	Seg.1	Seg.2	Seg.3	Seg.4	Lap Time	km/h	Local Time
1		23.171	27.219	21.456	1'41.465	198,2	11:05'13.834
2	34.159	40.228	1'09.983	25.484	2'49.854	83,7	11:08'03.688
3	24.724	23.170	27.358	21.005	1'36.257	197,1	11:09'39.945
4	24.636	23.005	27.151	20.939	1'35.731	198,9	11:11'15.676
5	24.651	23.036	27.113	20.947	1'35.747	198,5	11:12'51.423
6	24.511	23.079	27.097	20.961	1'35.648	197,8	11:14'27.071
7	24.546	22.964	27.089	20.935	1'35.534	197,8	11:16'02.605
8	24.545	22.934	27.163	21.384	1'36.026	195,3	11:17'38.631
9	34.420	38.346	58.255	33.611	2'44.632	94,1	11:20'23.263
10	35.686	33.345	58.264	27.084	2'34.379	139,5	11:22'57.642
11	24.568	23.086	27.234	20.939	1'35.827	197,8	11:24'33.469
12	24.867	23.165	27.164	20.946	1'36.142	198,5	11:26'09.611
13	24.382	23.092	27.697	20.939	1'36.110	197,4	11:27'45.721
14	24.515	23.398	43.531	27.152	1'58.596	124,0	11:29'44.317
15	29.406	33.088	58.842	25.601	2'26.937	150,0	11:32'11.254
16	24.540	22.993	27.190	20.997	1'35.720	198,2	11:33'46.974
17	24.454	22.997	27.210	20.970	1'35.631	199,3	11:35'22.605

35 K. DARYANANI

Lap	Seg.1	Seg.2	Seg.3	Seg.4	Lap Time	km/h	Local Time
1		24.239	27.857	24.549	1'50.047	202,2	11:05'22.416
2	32.927	40.741	1'09.199	22.558	2'45.425	109,0	11:08'07.841
3	25.302	23.238	27.590	21.291	1'37.421	198,9	11:09'45.262
4	24.927	23.179	27.682	21.718	1'37.506	202,6	11:11'22.768
5	24.810	23.069	27.162	21.054	1'36.095	201,1	11:12'58.863
6	24.700	23.032	27.791	21.199	1'36.722	197,8	11:14'35.585
7	24.774	22.911	27.189	21.094	1'35.968	200,4	11:16'11.553
8	25.296	23.390	27.251	21.981	1'37.918	198,5	11:17'49.471
9	28.693	37.674	59.172	33.214	2'38.753	85,6	11:20'28.224
10	35.584	33.526	58.389	24.767	2'32.266	164,4	11:23'00.490
11	25.196	23.237	27.260	21.329	1'37.022	199,6	11:24'37.512
12	25.657	23.149	27.401	21.352	1'37.559	202,6	11:26'15.071
13	24.607	23.006	27.117	21.003	1'35.733	201,5	11:27'50.804
14	25.089	23.981	40.759	27.239	1'57.068	155,0	11:29'47.872
15	28.664	33.391	59.276	24.325	2'25.656	154,5	11:32'13.528
16	25.061	23.174	27.449	21.411	1'37.095	200,0	11:33'50.623
17	24.947	23.075	27.382	21.318	1'36.722	197,4	11:35'27.345

29 N. BERREBY (1'37.863)

Lap	Seg.1	Seg.2	Seg.3	Seg.4	Lap Time	km/h	Local Time
1		25.607	30.002	26.735	2'00.868	196,7	11:05'33.237
2	34.349	41.153	1'03.437	22.482	2'41.421	142,5	11:08'14.658
3	27.000	24.557	28.111	21.687	1'41.355	197,1	11:09'56.013
4	25.214	23.662	27.769	21.631	1'38.276	198,2	11:11'34.289
5	25.291	24.132	27.522	21.607	1'38.552	198,5	11:13'12.841
6	25.246	23.436	27.586	21.595	1'37.863	200,0	11:14'50.704
7	25.379	23.479	27.746	22.226	1'38.830	200,7	11:16'29.534

36 G. JONSSON (1'36.604)

Lap	Seg.1	Seg.2	Seg.3	Seg.4	Lap Time	km/h	Local Time
1		23.685	27.591	22.715	1'46.857	200,7	11:05'19.226
2	33.272	40.869	1'09.224	23.911	2'47.276	105,0	11:08'06.502
3	25.177	23.341	27.354	21.506	1'37.378	203,0	11:09'43.880
4	25.272	23.147	27.318	21.377	1'37.114	203,0	11:11'20.994
5	24.912	23.176	27.297	21.219	1'36.604	201,1	11:12'57.598
6	25.089	23.001	27.389	21.360	1'36.839	204,9	11:14'34.437
7	25.007	23.127	27.430	21.358	1'36.922	201,9	11:16'11.359

05/05/2024

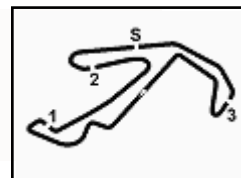
P = Pits In/Out - C = Lap Time Cancelled

Powered by FICr PERUGIA TIMING





7.5



ACI Racing Weekend Misano, 4-5 Maggio 2024

Italian F4 Championship - Chronological Analysis Race 3

Misano Circuit Sic 58 4.226 m

Start at 11:03'32.369

4 / 6

8	25.588	23.730	27.234	21.943	1'38.495	201,1	11:17'49.854	11	25.117	23.298	27.410	21.276	1'37.101	199,6	11:24'38.248
9	28.902	38.206	59.081	33.352	2'39.541	93,5	11:20'29.395	12	25.663	23.339	27.321	21.399	1'37.722	199,3	11:26'15.970
10	34.983	33.924	58.240	24.316	2'31.463	152,1	11:23'00.858	13	25.596	23.127	27.397	21.084	1'37.204	197,4	11:27'53.174
11	25.145	23.240	27.191	21.426	1'37.002	201,9	11:24'37.860	14	24.618	24.981	40.095	27.773	1'57.467	140,3	11:29'50.641
12	25.787	23.201	27.205	21.752	1'37.945	201,1	11:26'15.805	15	28.911	33.141	59.039	23.261	2'24.352	142,9	11:32'14.993
13	25.038	23.125	27.275	21.241	1'36.679	200,4	11:27'52.484	16	24.988	23.151	27.854	21.723	1'37.716	196,7	11:33'52.709
14	24.927	24.777	40.172	27.758	1'57.634	136,0	11:29'50.118	17	25.377	23.323	27.499	21.730	1'37.929	198,5	11:35'30.638
15	29.023	33.254	58.614	23.621	2'24.512	146,5	11:32'14.630								Race Time 31'58.269
16	25.050	23.289	27.892	21.639	1'37.870	197,4	11:33'52.500								
17	25.289	23.401	27.590	22.134	1'38.414	198,2	11:35'30.914								

51 K. NAKAMURA-BERTA (1'35.756)

Lap	Seg.1	Seg.2	Seg.3	Seg.4	Lap Time	km/h	Local Time
1		23.627	27.754	21.721	1'44.439	197,8	11:05'16.808
2	32.791	40.610	1'09.567	24.989	2'47.957	100,7	11:08'04.765
3	25.043	23.192	27.219	21.196	1'36.650	200,4	11:09'41.415
4	24.760	23.127	27.156	21.214	1'36.257	200,4	11:11'17.672
5	24.727	23.168	27.131	21.090	1'36.116	201,1	11:12'53.788
6	24.688	23.034	27.506	21.452	1'36.680	200,4	11:14'30.468
7	24.809	23.062	27.800	21.428	1'37.099	199,3	11:16'07.567
8	24.720	23.068	27.468	21.600	1'36.856	199,6	11:17'44.423
9	30.647	38.026	58.703	32.895	2'40.271	87,8	11:20'24.694
10	35.807	33.491	58.388	26.454	2'34.140	153,8	11:22'58.834
11	24.870	23.080	27.803	21.090	1'36.843	196,7	11:24'35.677
12	24.744	23.192	27.359	20.970	1'36.265	197,4	11:26'11.942
13	24.493	23.036	27.777	21.015	1'36.321	197,4	11:27'48.263
14	24.619	23.383	42.303	26.896	1'57.201	135,5	11:29'45.464
15	29.209	33.313	58.752	25.392	2'26.666	145,0	11:32'12.130
16	24.831	23.080	27.219	21.187	1'36.317	198,2	11:33'48.447
17	24.624	23.015	27.182	20.935	1'35.756	198,5	11:35'24.203
							Race Time 31'51.834

52 O. SAVINKOV (1'36.298)

Lap	Seg.1	Seg.2	Seg.3	Seg.4	Lap Time	km/h	Local Time
1		24.289	29.975	25.878	2'11.455	197,1	11:05'43.824
2	27.843	37.805	1'03.077	22.312	2'31.037	134,3	11:08'14.861
3	26.948	23.825	27.481	21.268	1'39.522	199,6	11:09'54.383
4	24.741	23.234	27.177	21.146	1'36.298	199,6	11:11'30.681
5	24.798	24.310	27.371	21.196	1'37.675	198,5	11:13'08.356
6	25.120	23.820	27.479	21.247	1'37.666	198,9	11:14'46.022
7	24.860	23.366	27.359	22.201	1'37.786	197,4	11:16'23.808
8	24.828	23.176	27.721	22.928	1'38.653	197,1	11:18'02.461
9	26.469	37.353	1'00.465	32.177	2'36.464	117,8	11:20'38.925
10	35.152	33.534	56.971	21.904	2'27.561	154,7	11:23'06.486
11	25.401	23.378	27.250	21.316	1'37.345	201,1	11:24'43.831
12	25.784	23.259	27.307	21.623	1'37.973	198,9	11:26'21.804
13	25.753	23.549	27.624	21.358	1'38.284	200,0	11:28'00.088
14	24.970	25.508	40.203	27.635	1'58.316	131,2	11:29'58.404
15	28.669	33.107	57.100	21.815	2'20.691	149,0	11:32'19.095
16	25.311	23.425	28.169	21.658	1'38.563	191,8	11:33'57.658
17	25.586	23.274	28.271	22.353	1'39.484	198,9	11:35'37.142
							Race Time 32'04.773

54 G. HOLGUIN (1'37.762)

Lap	Seg.1	Seg.2	Seg.3	Seg.4	Lap Time	km/h	Local Time
1		25.731	29.950	26.400	2'00.323	199,6	11:05'32.692
2	34.425	41.082	1'03.498	22.385	2'41.390	143,6	11:08'14.082
3	25.712	23.567	28.326	21.812	1'39.417	200,0	11:09'53.499
4	25.043	23.447	28.079	21.439	1'38.008	198,2	11:11'31.507
5	25.076	24.436	27.654	21.745	1'38.911	197,1	11:13'10.418
6	25.719	23.450	27.612	21.604	1'38.385	199,3	11:14'48.803
7	25.583	23.435	27.812	22.078	1'38.908	197,4	11:16'27.711
8	26.204	24.596	30.117	23.183	1'44.100	193,5	11:18'11.811
9	26.644	32.155	59.249	31.892	2'29.940	94,2	11:20'41.751
10	35.343	33.076	56.316	22.339	2'27.074	145,2	11:23'08.825
11	25.773	23.452	27.676	21.457	1'38.358	198,9	11:24'47.183
12	25.309	23.455	27.590	21.408	1'37.762	202,2	11:26'24.945
13	25.384	23.474				199,6	

45 J. BEETON (1'36.087)

Lap	Seg.1	Seg.2	Seg.3	Seg.4	Lap Time	km/h	Local Time
1		24.343	27.541	27.635	1'58.599	203,4	11:05'30.968
2	34.709	40.620	1'04.595	21.724	2'41.648	131,1	11:08'12.616
3	25.692	23.177	27.802	21.730	1'38.401	205,7	11:09'51.017
4	25.300	23.133	27.402	21.069	1'36.904	204,9	11:11'27.921
5	24.779	23.111	27.597	21.814	1'37.301	206,9	11:13'05.222
6	25.491	23.523	27.631	21.443	1'38.088	207,3	11:14'43.310
7	24.766	23.030	27.161	21.130	1'36.087	203,8	11:16'19.397
8	24.855	23.045	28.358	24.431	1'40.689	199,6	11:18'00.086
9	27.586	37.294	1'00.343	31.979	2'37.202	118,6	11:20'37.288
10	35.397	33.345	57.783	21.764	2'28.289	130,9	11:23'05.577
11	25.100	23.067	27.537	21.740	1'37.444	204,5	11:24'43.021
12	25.604	23.006	27.723	21.810	1'38.143	204,2	11:26'21.164
13	25.447	23.458	27.163	21.044	1'37.112	201,5	11:27'58.276
14	25.033	25.829	40.310	27.238	1'58.410	129,5	11:29'56.686
15	28.920	33.014	57.989	21.478	2'21.401	149,2	11:32'18.087
16	25.034	23.831	27.390	21.607	1'37.862	208,1	11:33'55.949
17	25.197	23.182	27.369	21.575	1'37.323	206,9	11:35'33.272
							Race Time 32'00.903

49 A. PETROVIC (1'36.289)

Lap	Seg.1	Seg.2	Seg.3	Seg.4	Lap Time	km/h	Local Time
1		24.386	27.687	27.641	1'55.374	201,1	11:05'27.743
2	34.702	40.060	1'06.480	21.961	2'43.203	111,7	11:08'10.946
3	25.237	23.383	27.232	21.765	1'37.617	204,2	11:09'48.563
4	25.199	23.367	27.249	21.434	1'37.249	201,5	11:11'25.812
5	25.701	23.542	27.787	21.563	1'38.593	204,5	11:13'04.405
6	25.568	23.850	27.609	21.242	1'38.269	200,7	11:14'42.674
7	24.745	23.189	27.294	21.061	1'36.289	198,9	11:16'18.963
8	24.869	23.072	27.620	23.562	1'39.123	202,2	11:17'58.086
9	28.060	37.575	59.869	32.416	2'37.920	113,0	11:20'36.006
10	35.525	33.037	58.357	21.865	2'28.784	128,7	11:23'04.790
11	25.017	23.354	27.736	21.690	1'37.797	203,0	11:24'42.587
12	25.409	23.333	27.836	21.381	1'37.959	201,1	11:26'20.546
13	25.016	23.311	27.225	21.185	1'36.737	201,9	11:27'57.283
14	25.400	25.380	39.843	27.431	1'58.054	124,3	11:29'55.337
15	28.830	33.168	58.313	21.798	2'22.109	153,4	11:32'17.446
16	25.370	23.195	27.223	21.324	1'37.112	202,6	11:33'54.558
17	24.900	23.192	27.588	21.986	1'37.666	205,3	11:35'32.224
							Race Time 31'59.855

50 D. GOWDA (1'36.169)

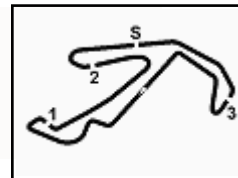
Lap	Seg.1	Seg.2	Seg.3	Seg.4	Lap Time	km/h	Local Time
1		24.071	27.803	23.998	1'49.302	198,2	11:05'21.671
2	33.333	40.487	1'09.218	22.900	2'45.938	114,0	11:08'07.609
3	25.229	23.238	27.943	21.642	1'38.052	201,5	11:09'45.661
4	25.051	23.183	27.394	21.980	1'37.608	201,9	11:11'23.269
5	24.907	23.084	27.257	21.048	1'36.296	199,6	11:12'59.565
6	24.697	23.123	27.693	21.299	1'36.812	198,2	11:14'36.377
7	24.718	23.046	27.231	21.174	1'36.169	200,7	11:16'12.546
8	24.779	23.375	27.449	22.322	1'37.925	204,5	11:17'50.471
9	28.646	38.421	59.062	33.280	2'39.409	107,9	11:20'29.880
10	35.357	33.483	58.558	23.869	2'31.267	162,7	11:23'01.147

05/05/2024

P = Pits In/Out - C = Lap Time Cancelled



7.5



ACI Racing Weekend Misano, 4-5 Maggio 2024 Italian F4 Championship - Chronological Analysis Race 3

Start at 11:03'32.369

Misano Circuit Sic 58 4.226 m

5 / 6

Race Time 22'52.576 17 25.440 23.456 27.696 21.321 1'37.913 201,5 11:35'31.193
Race Time 31'58.824 + 10.000Pen

55 A. RODELLA (1'37.207)

Lap	Seg.1	Seg.2	Seg.3	Seg.4	Lap Time	km/h	Local Time
1		24.492	27.812	26.566	1'53.834	204,9	11:05'26.203
2	33.886	40.547	1'07.684	22.006	2'44.123	123,0	11:08'10.326
3	25.188	23.304	27.566	21.960	1'38.018	203,0	11:09'48.344
4	25.217	23.185	27.399	21.406	1'37.207	202,6	11:11'25.551
5	25.694	23.368	28.066	21.457	1'38.585	204,5	11:13'04.136
6	25.542	23.963	27.985	21.337	1'38.827	201,9	11:14'42.963
7	25.517	23.548	27.515	21.225	1'37.805	201,1	11:16'20.768
8	24.814	23.268	28.427	23.052	1'39.561	198,9	11:18'00.329
9	27.964	37.202	1'00.602	31.963	2'37.731	121,9	11:20'38.060
10	35.192	33.442	57.578	21.874	2'28.086	138,8	11:23'06.146
11	25.263	23.328	27.512	21.299	1'37.402	198,5	11:24'43.548
12	25.788	23.120	27.478	21.764	1'38.150	198,2	11:26'21.698
13	25.679	23.333	27.824	21.289	1'38.125	198,2	11:27'59.823
14	25.063	25.394	40.094	27.066	1'57.617	129,3	11:29'57.440
15	29.169	32.738	57.674	21.840	2'21.421	156,5	11:32'18.861
16	25.357	23.593	28.020	21.721	1'38.691	198,5	11:33'57.552
17	26.049	23.142	28.065	21.579	1'38.835	197,4	11:35'36.387
							Race Time 32'04.018

73 E. OLIVIERI (1'36.577)

Lap	Seg.1	Seg.2	Seg.3	Seg.4	Lap Time	km/h	Local Time
1		23.948	27.888	24.969	1'50.690	203,4	11:05'23.059
2	32.796	41.079	1'08.838	22.271	2'44.984	111,5	11:08'08.043
3	25.301	23.237	27.677	21.596	1'37.811	198,2	11:09'45.854
4	25.227	23.278	27.301	21.821	1'37.627	202,2	11:11'23.481
5	25.210	23.064	27.335	20.928	1'36.537	200,7	11:13'00.018
6	24.639	23.027	27.574	21.556	1'36.796	201,9	11:14'36.814
7	25.636	23.168	27.239	21.353	1'37.396	203,8	11:16'14.210
8	24.813	23.008	27.227	22.538	1'37.586	201,5	11:17'51.796
9	28.420	38.666	59.197	32.987	2'39.270	103,4	11:20'31.066
10	35.376	33.566	59.125	22.752	2'30.819	160,5	11:23'01.885
11	25.144	23.251	27.447	21.300	1'37.142	199,6	11:24'39.027
12	25.551	23.342	27.232	21.283	1'37.408	203,4	11:26'16.435
13	27.412	23.880	27.483	21.375	1'40.150	203,4	11:27'56.585
14	24.825	24.243	40.164	27.433	1'56.665	116,3	11:29'53.250
15	28.963	33.241	58.843	22.211	2'23.258	149,2	11:32'16.508
16	25.068	23.120	27.506	21.596	1'37.290	203,0	11:33'53.798
17	25.178	23.330	27.875	21.401	1'37.784	204,9	11:35'31.582
							Race Time 31'59.213 + 10.000Pen

62 E. ROBINSON (1'37.353)

Lap	Seg.1	Seg.2	Seg.3	Seg.4	Lap Time	km/h	Local Time
1		25.506	27.703	28.554	1'59.213	200,4	11:05'31.582
2	34.933	40.716	1'03.993	21.859	2'41.501	145,6	11:08'13.083
3	25.500	23.573	27.589	21.573	1'38.235	203,4	11:09'51.318
4	25.275	23.253	27.307	21.518	1'37.353	202,2	11:11'28.671
5	25.584	24.758	27.603	21.511	1'39.456	200,7	11:13'08.127
6	25.200	23.988	27.716	21.206	1'38.110	201,9	11:14'46.237
7	25.278	23.454	27.705	22.475	1'38.912	200,0	11:16'25.149
8	25.149	23.471	28.024	22.686	1'39.330	198,5	11:18'04.479
9	26.627	36.237	1'00.417	31.973	2'35.254	113,1	11:20'39.733
10	34.979	33.340	56.804	21.914	2'27.037	157,9	11:23'06.770
11	25.385	23.335	27.760	21.385	1'37.865	200,7	11:24'44.635
12	25.241	23.392	27.633	21.279	1'37.545	201,5	11:26'22.180
13	25.757	23.443	27.491	21.508	1'38.199	201,1	11:28'00.379
14	25.196	26.392	39.364	27.612	1'58.564	138,1	11:29'58.943
15	29.062	32.739	56.829	21.925	2'20.555	172,5	11:32'19.498
16	25.250	23.385	28.024	21.890	1'38.549	200,7	11:33'58.047
17	26.050	23.395	27.614	21.584	1'38.643	200,0	11:35'36.690
							Race Time 32'04.321

77 E. YEH (1'36.301)

Lap	Seg.1	Seg.2	Seg.3	Seg.4	Lap Time	km/h	Local Time
1		23.997	27.863	22.743	1'47.218	198,5	11:05'19.587
2	33.609	40.664	1'09.328	23.728	2'47.329	102,9	11:08'06.916
3	25.100	23.311	27.374	21.561	1'37.346	202,2	11:09'44.262
4	25.450	23.477	27.711	21.380	1'38.018	200,0	11:11'22.280
5	24.628	23.297	27.238	21.138	1'36.301	198,9	11:12'58.581
6	24.647	23.096	29.192	21.415	1'38.350	198,2	11:14'36.931
7	25.299	23.115	27.336	21.249	1'36.999	201,9	11:16'13.930
8	24.634	22.988	27.114	22.344	1'37.080	201,9	11:17'51.010
9	28.684	38.505	59.049	33.008	2'39.246	98,4	11:20'30.256
10	35.547	33.387	59.141	23.253	2'31.328	163,1	11:23'01.584
11	25.134	23.367	27.550	21.187	1'37.238	201,5	11:24'38.822
12	25.468	23.252	27.346	21.250	1'37.316	202,2	11:26'16.138
13	43.442	25.834	27.726	21.042	1'58.044	196,4	11:28'14.182
14	24.692	23.151	32.611	26.609	1'47.063	198,5	11:30'01.245
15	29.572	33.595	54.861	21.557	2'19.585	172,8	11:32'20.830
16	25.704	23.276	27.475	21.513	1'37.968	202,6	11:33'58.798
17	25.743	23.848	27.974	21.328	1'38.893	204,5	11:35'37.691
							Race Time 32'05.322

70 K. MRAD

Lap	Seg.1	Seg.2	Seg.3	Seg.4	Lap Time	km/h	Local Time
1		52.122					
							Race Time 9.:67'.6.1

80 A. POWELL (1'35.592)

Lap	Seg.1	Seg.2	Seg.3	Seg.4	Lap Time	km/h	Local Time
1		23.224	27.332	21.642	1'42.832	197,4	11:05'15.201
2	33.284	40.403	1'09.784	25.518	2'48.989	85,7	11:08'04.190
3	24.850	23.150	27.307	21.046	1'36.353	199,3	11:09'40.543
4	24.680	23.065	27.258	21.058	1'36.061	200,4	11:11'16.604
5	24.715	23.026	27.252	21.045	1'36.038	200,4	11:12'52.642
6	24.566	23.007	27.262	20.940	1'35.775	198,2	11:14'28.417
7	24.586	22.881	27.245	20.880	1'35.592	199,3	11:16'04.009
8	24.436	22.912	27.218	21.483	1'36.049	197,8	11:17'40.058
9	33.744	38.259	58.156	33.510	2'43.669	90,7	11:20'23.727
10	35.726	33.482	58.130	26.991	2'34.329	138,6	11:22'58.056
11	24.892	23.047	27.353	20.983	1'36.275	198,9	11:24'34.331
12	24.927	23.161	27.362	20.990	1'36.440	198,5	11:26'10.771
13	24.425	23.078	27.605	20.920	1'36.028	198,2	11:27'46.799
14	24.525	23.249	43.279	27.029	1'58.082	129,0	11:29'44.881
15	29.256	33.245	58.765	25.753	2'27.019	141,7	11:32'11.900
16	24.681	23.023	27.208	21.034	1'35.946	199,6	11:33'47.846
17	24.581	22.996	27.313	21.006	1'35.896	200,0	11:35'23.742
							Race Time 31'51.373

71 M. REHM (1'36.250)

Lap	Seg.1	Seg.2	Seg.3	Seg.4	Lap Time	km/h	Local Time
1		24.005	28.097	26.693	1'53.483	202,6	11:05'25.852
2	33.691	40.764	1'07.668	21.930	2'44.053	125,3	11:08'09.905
3	25.075	23.445	27.326	21.675	1'37.521	203,8	11:09'47.426
4	24.912	23.309	27.541	21.383	1'37.145	205,3	11:11'24.571
5	25.732	24.161	27.207	21.468	1'38.568	205,3	11:13'03.139
6	25.700	23.104	27.251	21.105	1'37.160	201,5	11:14'40.299
7	24.788	23.141	27.223	21.098	1'36.250	203,4	11:16'16.549
8	24.807	23.048	27.373	22.729	1'37.957	201,5	11:17'54.506
9	27.697	39.020	59.788	32.586	2'39.091	112,4	11:20'33.597
10	35.185	33.415	59.542	21.937	2'30.079	147,7	11:23'03.676
11	25.314	23.720	27.540	21.295	1'37.869	202,2	11:24'41.545
12	25.362	23.373	27.603	21.226	1'37.564	200,0	11:26'19.109
13	25.147	23.338	27.363	21.280	1'37.128	200,7	11:27'56.237
14	24.667	24.133	39.968	27.616	1'56.384	126,6	11:29'52.621
15	29.033	32.969	59.167	22.280	2'23.449	159,3	11:32'16.070
16	25.002	23.101	27.638	21.469	1'37.210	204,2	11:33'53.280

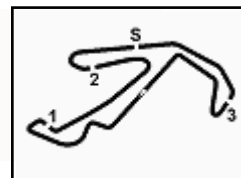
05/05/2024 P = Pits In/Out - C = Lap Time Cancelled

Powered by FICr PERUGIA TIMING





7.5



Misano Circuit Sic 58 4.226 m

6 / 6

ACI Racing Weekend Misano, 4-5 Maggio 2024 Italian F4 Championship - Chronological Analysis Race 3

Start at 11:03'32.369

88 L. HODENIUS

Lap	Seg.1	Seg.2	Seg.3	Seg.4	Lap Time	km/h	Local Time
1		27.026	47.260	44.398	2'35.072P	114,0	11:06'07.441
							Race Time 2'35.072

95 A. DUNA (1'37.686)

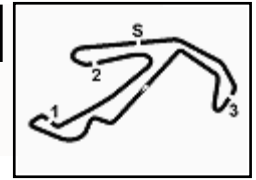
Lap	Seg.1	Seg.2	Seg.3	Seg.4	Lap Time	km/h	Local Time
1		36.961	31.121	1'14.469	2'59.720P	192,9	11:06'32.089
2	42.566	24.260	28.198	21.551	1'56.575P	194,2	11:08'28.664
3	25.397	23.758	27.724	22.157	1'39.036	196,0	11:10'07.700
4	25.347	23.668	27.728	21.318	1'38.061	196,7	11:11'45.761
5	25.187	23.768	27.830	21.295	1'38.080	194,6	11:13'23.841
6	25.215	23.514	27.657	21.464	1'37.850	196,0	11:15'01.691
7	25.074	23.401	27.679	21.532	1'37.686	196,0	11:16'39.377
8	27.257	23.621	28.948	22.295	1'42.121	194,6	11:18'21.498
9	25.441	26.327	59.779	31.708	2'23.255	88,2	11:20'44.753
10	34.450	33.213	56.045	21.696	2'25.404	139,9	11:23'10.157
11	26.536	23.474	27.768	21.303	1'39.081	194,6	11:24'49.238
12	24.986	23.329	27.565	22.084	1'37.964	196,4	11:26'27.202
13	25.380	23.444	27.985	21.324	1'38.133	195,7	11:28'05.335
14	25.079	24.683	38.561	26.917	1'55.240	168,0	11:30'00.575
15	29.763	32.946	55.577	21.766	2'20.052	175,3	11:32'20.627
16	25.660	23.661	27.704	21.390	1'38.415	199,6	11:33'59.042
17	25.814	23.722	28.170	21.835	1'39.541	200,4	11:35'38.583
							Race Time 32'06.214

05/05/2024

P = Pits In/Out - C = Lap Time Cancelled

Powered by FICr PERUGIA TIMING





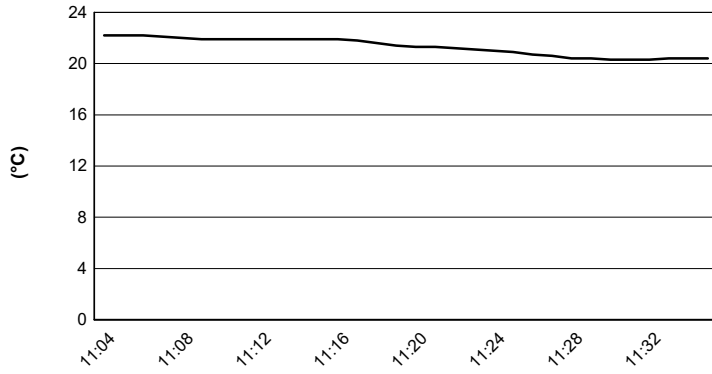
Misano Circuit Sic 58 4.226 m

ACI Racing Weekend Misano, 4-5 Maggio 2024

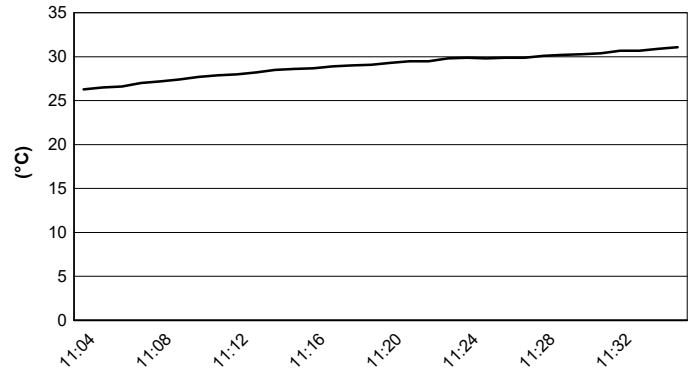
Italian F4 Championship - Weather Report Race 3

Session started 11:04 - Session ended 11:35


Air Temperature



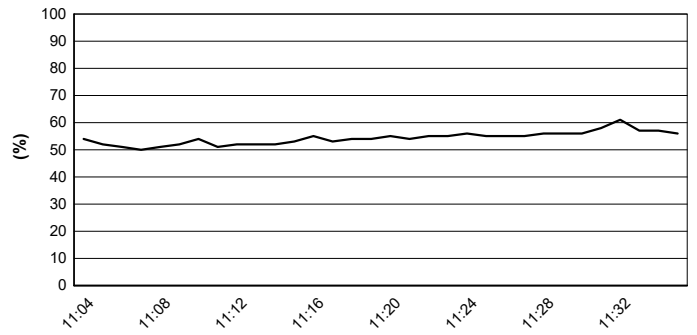
Track Temperature



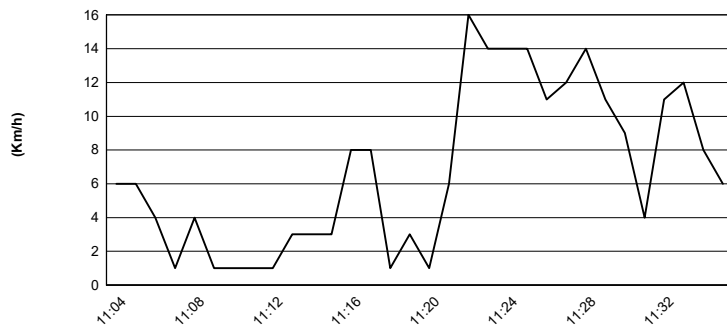
Air Pressure



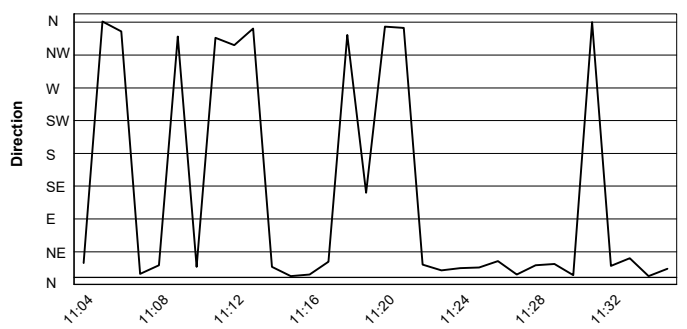
Humidity



Wind Speed

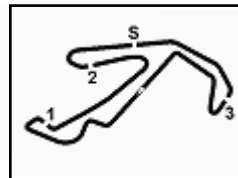


Wind Direction



05/05/2024




ACI Racing Weekend Misano, 4-5 Maggio 2024
Italian F4 Championship - Starting Grid - Race 3 (Duration: 30' +1 Lap)

Misano Circuit Sic 58 4.226 m

54	HOLGUIN G. Maffi Racing	Tatuus 1'37.602	29	BERREBY N. Maffi Racing	Tatuus 1'39.247	19
95	DUNA A. Real Racing	Tatuus 1'36.361	18	KOLLER J. BVM Racing	Tatuus 1'36.809	18
9	STACK E. PHM AIX Racing	Tatuus 1'36.240	62	ROBINSON E. AS Motorsport	Tatuus 1'36.274	17
70	MRAD K. PHM AIX Racing	Tatuus 1'35.610	8	KOSTIC A. Van Amersfoort Racing	Tatuus 1'36.193	16
35	DARYANANI K. Cram Motorsport	Tatuus 1'36.013	88	HODENIUS L. Van Amersfoort Racing	Tatuus 1'36.067	15
11	VIISOREANU L. Real Racing	Tatuus 1'35.944	52	SAVINKOV O. AKM Motorsport	Tatuus 1'35.963	14
24	ZHANG S. Jenzer Motorsport	Tatuus 1'35.724	19	ANURAG K. US Racing	Tatuus 1'35.772	13
3	POPOV M. PHM AIX Racing	Tatuus 1'35.499	55	RODELLA A. Van Amersfoort Racing	Tatuus 1'35.719	12
10	FERREIRA M. US Racing	Tatuus 1'35.416	49	PETROVIC A. PHM AIX Racing	Tatuus 1'35.460	11
22	FREY E. Jenzer Motorsport	Tatuus 1'35.381	71	REHM M. US Racing	Tatuus 1'35.410	10
21	ISCHER E. Jenzer Motorsport	Tatuus 1'35.348	73	OLIVIERI E. AKM Motorsport	Tatuus 1'35.363	9
36	JONSSON G. Van Amersfoort Racing	Tatuus 1'35.339	50	GOWDA D. Prema Racing	Tatuus 1'35.345	8
33	STOLCERMANIS T. Prema Racing	Tatuus 1'35.318	7	SAMMALISTO L. R-ACE GP	Tatuus 1'35.338	7
77	YEH E. R-ACE GP	Tatuus 1'35.206	16	LARINI D. PHM AIX Racing	Tatuus 1'35.220	6
45	BEETON J. US Racing	Tatuus 1'35.117	12	PRADEL G. US Racing	Tatuus 1'35.199	5
14	AL DHAHERI R. Prema Racing	Tatuus 1'35.030	23	FRANCOT R. Jenzer Motorsport	Tatuus 1'35.088	4
6	YAMAKOSHI H. Van Amersfoort Racing	Tatuus 1'34.963	51	NAKAMURA-BERTA K Prema Racing	Tatuus 1'34.964	3
80	POWELL A. Prema Racing	Tatuus 1'34.684	31	BOHRA A. US Racing	Tatuus 1'34.872	2
			27	SLATER F. Prema Racing	Tatuus 1'34.647	1

The Driver n. 70 (Mrad K.) drop 4 position for Stewards decision n. 7

