

Aut.Int. Mugello 5.245 m

# ACI Racing Weekend Mugello, 13-14 Luglio 2024

## Italian F4 Championship - Results Race 1

Laps 16 = 83,920 km - Avg 155,833 km/h - Race Time 32'18.695

No.	Driver	Nat	Entrant	Team	Car	Class	Laps	Time	Gap	Rel.	Fastest Lap
1	<b>27 SLATER</b> Freddie	GBR	Prema Racing	Prema Racing	Tatuus F4-T421		16	32'18.695		3	<b>1'49.393</b>
2	<b>45 BEETON</b> Jack	AUS	US Racing	US Racing	Tatuus F4-T421		16	32'20.406	<b>1.711</b>	<b>1.711</b>	6 1'49.428
3	<b>31 BOHRA</b> Akshay	IND	US Racing	US Racing	Tatuus F4-T421		16	32'20.721	<b>2.026</b>	<b>0.315</b>	7 1'49.571
4	<b>6 YAMAKOSHI</b> Hiyu	JPN	Van Amersfoort Racing	Van Amersfoort Racing	Tatuus F4-T421		16	32'21.111	<b>2.416</b>	<b>0.390</b>	5 1'49.617
5	<b>80 POWELL</b> Alex	USA	Prema Racing	Prema Racing	Tatuus F4-T421	R	16	32'22.102	<b>3.407</b>	<b>0.991</b>	3 1'49.772
6	<b>51 NAKAMURA-BERTA</b> Kean	JPN	Prema Racing	Prema Racing	Tatuus F4-T421	R	16	32'22.825	<b>4.130</b>	<b>0.723</b>	6 1'49.801
7	<b>33 STOLCERMANIS</b> Tomass	LVA	Prema Racing	Prema Racing	Tatuus F4-T421	R	16	32'23.722	<b>5.027</b>	<b>0.897</b>	6 1'49.847
8	<b>36 JONSSON</b> Gustav	SWE	Van Amersfoort Racing	Van Amersfoort Racing	Tatuus F4-T421		16	32'23.901	<b>5.206</b>	<b>0.179</b>	3 1'50.064
9	<b>23 FRANCO</b> Reno	NLD	Jenzer Motorsport	Jenzer Motorsport	Tatuus F4-T421		16	32'25.650	<b>6.955</b>	<b>1.749</b>	6 1'49.996
10	<b>10 FERREIRA</b> Matheus	BRA	US Racing	US Racing	Tatuus F4-T421		16	32'30.609	<b>11.914</b>	<b>4.959</b>	7 1'49.967
11	<b>11 VIISOREANU</b> Luca	ROU	Real Racing	Real Racing	Tatuus F4-T421	R	16	32'32.243	<b>13.548</b>	<b>1.634</b>	4 1'50.404
12	<b>71 REHM</b> Maxim	DEU	US Racing	US Racing	Tatuus F4-T421	R	16	32'32.492	<b>13.797</b>	<b>0.249</b>	3 1'50.353
13	<b>21 ISCHER</b> Ethan	CHE	Jenzer Motorsport	Jenzer Motorsport	Tatuus F4-T421		16	32'32.580	<b>13.885</b>	<b>0.088</b>	3 1'50.229
14	<b>12 PRADEL</b> Gianmarco	AUS	US Racing	US Racing	Tatuus F4-T421		16	32'33.740	<b>15.045</b>	<b>1.160</b>	7 1'50.251
15	<b>50 GOWDA</b> Dion	IND	Prema Racing	Prema Racing	Tatuus F4-T421		16	32'35.852	<b>17.157</b>	<b>2.112</b>	3 1'50.413
16	<b>14 AL DHACHERI</b> Rashid	UAE	Prema Racing	Prema Racing	Tatuus F4-T421		16	32'35.872	<b>17.177</b>	<b>0.020</b>	3 1'49.704
17	<b>19 ANURAG</b> Kabir	SGP	US Racing	US Racing	Tatuus F4-T421	R	16	32'36.564	<b>17.869</b>	<b>0.692</b>	3 1'50.293
18	<b>3 POPOV</b> Maksimilian	GRD	PHM AIX Racing	PHM AIX Racing	Tatuus F4-T421	R	16	32'37.317	<b>18.622</b>	<b>0.753</b>	3 1'50.656
19	<b>55 RODELLA</b> Alvise	ITA	Van Amersfoort Racing	Van Amersfoort Racing	Tatuus F4-T421		16	32'39.651	<b>20.956</b>	<b>2.334</b>	4 1'50.937
20P	<b>92 PETROVIC</b> Andrej	SRB	PHM AIX Racing	PHM AIX Racing	Tatuus F4-T421	R	16	32'40.555	<b>21.860</b>	<b>0.904</b>	6 1'50.871
21	<b>70 MRAD</b> Kamal	AUS	PHM AIX Racing	PHM AIX Racing	Tatuus F4-T421	R	16	32'41.501	<b>22.806</b>	<b>0.946</b>	6 1'51.200
22	<b>88 HODENIUS</b> Lin	NLD	Van Amersfoort Racing	Van Amersfoort Racing	Tatuus F4-T421		16	32'41.676	<b>22.981</b>	<b>0.175</b>	5 1'50.675
23	<b>8 KOSTIC</b> Andrija	SRB	Van Amersfoort Racing	Van Amersfoort Racing	Tatuus F4-T421	R	16	32'42.116	<b>23.421</b>	<b>0.440</b>	6 1'51.102
24P	<b>16 LARINI</b> Davide	ITA	PHM AIX Racing	PHM AIX Racing	Tatuus F4-T421		16	32'43.676	<b>24.981</b>	<b>1.560</b>	5 1'50.925
25P	<b>25 WURZ</b> Oscar	AUT	Jenzer Motorsport	Jenzer Motorsport	Tatuus F4-T421	R	16	32'44.011	<b>25.316</b>	<b>0.335</b>	6 1'50.874
26	<b>9 STACK</b> Everett	USA	PHM AIX Racing	PHM AIX Racing	Tatuus F4-T421		16	32'45.113	<b>26.418</b>	<b>1.102</b>	5 1'51.640
27	<b>62 ROBINSON</b> Edward	ESP	AS Motorsport	AS Motorsport	Tatuus F4-T421	R	16	32'45.460	<b>26.765</b>	<b>0.347</b>	7 1'51.448
28	<b>53 ALDEREYAANE</b> Omar	SAU	AKM Motorsport	AKM Motorsport	Tatuus F4-T421	R	16	32'46.906	<b>28.211</b>	<b>1.446</b>	4 1'51.338
29	<b>54 HOLGUIN</b> Gabriel	VEN	Maffi Racing	Maffi Racing	Tatuus F4-T421	R	16	32'47.315	<b>28.620</b>	<b>0.409</b>	4 1'51.972
30	<b>52 SAVINKOV</b> Oleksandr	UKR	AKM Motorsport	AKM Motorsport	Tatuus F4-T421	R	15	30'50.616	<b>1 Lap</b>	<b>1 Lap</b>	6 1'51.143
31	<b>77 YEH</b> Enzo	CHN	R-ACE GP	R-ACE GP	Tatuus F4-T421	R	15	30'50.653	<b>1 Lap</b>	<b>0.037</b>	4 1'50.970
32	<b>29 BERREBY</b> Nathanael	CHE	Maffi Racing	Maffi Racing	Tatuus F4-T421	R	12	29'18.630	<b>4 Laps</b>	<b>3 Laps</b>	5 1'54.497
----- Not Classified -----											
RET	<b>22 FREY</b> Enea	CHE	Jenzer Motorsport	Jenzer Motorsport	Tatuus F4-T421	R	10	21'16.756	<b>6 Laps</b>		4 1'50.743
RET	<b>37 FIORENTINO</b> Filippo	BRA	Cram Motorsport	Cram Motorsport	Tatuus F4-T421	R	7	13'24.222	<b>9 Laps</b>		4 1'52.407
RET	<b>64 DOBRZANSKI</b> Wiktor	POL	AS Motorsport	AS Motorsport	Tatuus F4-T421		7	13'24.548	<b>9 Laps</b>		2 1'51.807
RET	<b>73 OLIVIERI</b> Emanuele	ITA	AKM Motorsport	AKM Motorsport	Tatuus F4-T421	R	3	5'50.890	<b>13 Laps</b>		3 1'52.447

 Starting: 36 Classified: 32 Not Classified: 0 Retired: 4 Not Started: 0  
 Fastest Lap N. 3 No. 27 Freddie Slater Time 1'49.393 Avg. 172,607 Km/h

Humidity:	56%	Air	28°C
Condition:	DRY	Track	46°C

### Penalty and Infringement

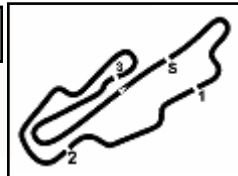
14.29	<b>92 A. PETROVIC</b>	Time Penalty 5 sec. Stewards dec. n.5
14.30	<b>16 D. LARINI</b>	Time Penalty 5 sec. Stewards dec. n.6
14.30	<b>25 O. WURZ</b>	Time Penalty 5 sec. Stewards dec. n.8

Stewards : Ronny Guarini Franco Leoni Raffaele Giammaria

 Start 11:29 End 12:02  
 13/07/2024

Powered by FICr PERUGIA TIMING





# ACI Racing Weekend Mugello, 13-14 Luglio 2024

## Italian F4 Championship - Results by Class Race 1

### Rookie

Laps 16 = 83,920 km - Avg 155,559 km/h - Race Time 32'22.102

No.	Driver	Nat	Entrant	Team	Car	Laps	Time	Gap	Rel.	Fastest Lap
1	<b>80 POWELL</b> Alex	USA	Prema Racing	Prema Racing	Tatuus F4-T421	16	32'22.102			3 1'49.772
2	<b>51 NAKAMURA-BERTA</b> Kean	JPN	Prema Racing	Prema Racing	Tatuus F4-T421	16	32'22.825	<b>0.723</b>	<b>0.723</b>	6 1'49.801
3	<b>33 STOLCERMANIS</b> Tomass	LVA	Prema Racing	Prema Racing	Tatuus F4-T421	16	32'23.722	<b>1.620</b>	<b>0.897</b>	6 1'49.847
4	<b>11 VIISOREANU</b> Luca	ROU	Real Racing	Real Racing	Tatuus F4-T421	16	32'32.243	<b>10.141</b>	<b>8.521</b>	4 1'50.404
5	<b>71 REHM</b> Maxim	DEU	US Racing	US Racing	Tatuus F4-T421	16	32'32.492	<b>10.390</b>	<b>0.249</b>	3 1'50.353
6	<b>19 ANURAG</b> Kabir	SGP	US Racing	US Racing	Tatuus F4-T421	16	32'36.564	<b>14.462</b>	<b>4.072</b>	3 1'50.293
7	<b>3 POPOV</b> Maksimilian	GRD	PHM AIX Racing	PHM AIX Racing	Tatuus F4-T421	16	32'37.317	<b>15.215</b>	<b>0.753</b>	3 1'50.656
8P	<b>92 PETROVIC</b> Andrej	SRB	PHM AIX Racing	PHM AIX Racing	Tatuus F4-T421	16	32'40.555	<b>18.453</b>	<b>3.238</b>	6 1'50.871
9	<b>70 MRAD</b> Kamal	AUS	PHM AIX Racing	PHM AIX Racing	Tatuus F4-T421	16	32'41.501	<b>19.399</b>	<b>0.946</b>	6 1'51.200
10	<b>8 KOSTIC</b> Andrija	SRB	Van Amersfoort Racing	Van Amersfoort Racing	Tatuus F4-T421	16	32'42.116	<b>20.014</b>	<b>0.615</b>	6 1'51.102
11P	<b>25 WURZ</b> Oscar	AUT	Jenzer Motorsport	Jenzer Motorsport	Tatuus F4-T421	16	32'44.011	<b>21.909</b>	<b>1.895</b>	6 1'50.874
12	<b>62 ROBINSON</b> Edward	ESP	AS Motorsport	AS Motorsport	Tatuus F4-T421	16	32'45.460	<b>23.358</b>	<b>1.449</b>	7 1'51.448
13	<b>53 ALDEREYAANE</b> Omar	SAU	AKM Motorsport	AKM Motorsport	Tatuus F4-T421	16	32'46.906	<b>24.804</b>	<b>1.446</b>	4 1'51.338
14	<b>54 HOLGUIN</b> Gabriel	VEN	Maffi Racing	Maffi Racing	Tatuus F4-T421	16	32'47.315	<b>25.213</b>	<b>0.409</b>	4 1'51.972
15	<b>52 SAVINKOV</b> Oleksandr	UKR	AKM Motorsport	AKM Motorsport	Tatuus F4-T421	15	30'50.616	<b>1 Lap</b>	<b>1 Lap</b>	6 1'51.143
16	<b>77 YEH</b> Enzo	CHN	R-ACE GP	R-ACE GP	Tatuus F4-T421	15	30'50.653	<b>1 Lap</b>	<b>0.037</b>	4 1'50.970
17	<b>29 BERREBY</b> Nathanael	CHE	Maffi Racing	Maffi Racing	Tatuus F4-T421	12	29'18.630	<b>4 Laps</b>	<b>3 Laps</b>	5 1'54.497
----- Not Classified -----										
RET	<b>22 FREY</b> Enea	CHE	Jenzer Motorsport	Jenzer Motorsport	Tatuus F4-T421	10	21'16.756	<b>6 Laps</b>		4 1'50.743
RET	<b>37 FIORENTINO</b> Filippo	BRA	Cram Motorsport	Cram Motorsport	Tatuus F4-T421	7	13'24.222	<b>9 Laps</b>		4 1'52.407
RET	<b>73 OLIVIERI</b> Emanuele	ITA	AKM Motorsport	AKM Motorsport	Tatuus F4-T421	3	5'50.890	<b>13 Laps</b>		3 1'52.447

Starting: 20 Classified: 17 Not Classified: 0 Retired: 3 Not Started: 0

Fastest Lap N. 3 No. 80 Alex Powell Time 1'49.772 Avg. 172,011 Km/h

Humidity:	56%	Air	28°C
Condition:	DRY	Track	46°C

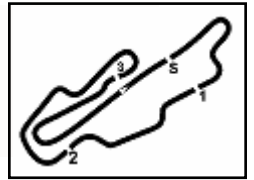
Clerk of the Course : Antonio Canu

Race Director : Alessandro Ferrari

Start	End
13/07/2024 11:29	12:02

Powered by FICr PERUGIA TIMING



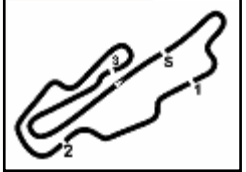


Aut.Int. Mugello 5.245 m

**ACI Racing Weekend Mugello, 13-14 Luglio 2024**
**Italian F4 Championship - Lap Chart Race 1**

	Lap															
	1	2	3	4	5	6	7	8	9	10	11	12	13	14	15	16
1	45	45	45	45	45	45	45	45	45	45	45	45	45	45	27	27
2	27	27	27	27	27	27	27	27	27	27	27	27	27	27	45	45
3	31	31	31	31	31	31	31	31	31	31	31	31	31	31	31	31
4	6	6	6	6	6	6	6	6	6	6	6	6	6	6	6	6
5	14	14	14	14	14	14	14	14	14	51	80	80	80	80	80	80
6	51	51	51	51	51	51	51	51	51	80	51	51	51	51	51	51
7	80	80	80	80	80	80	80	80	80	33	33	33	33	33	33	33
8	33	33	33	33	33	33	33	33	33	23	23	36	36	36	36	36
9	11	23	23	23	23	23	23	23	23	36	36	23	23	23	23	23
10	23	11	11	11	11	11	11	36	36	11	11	11	11	11	11	10
11	50	50	50	50	50	36	11	11	50	50	50	71	71	71	71	11
12	22	36	36	36	36	36	50	50	50	71	71	71	50	10	10	71
13	36	22	22	22	71	71	71	71	12	10	10	10	21	21	21	21
14	71	71	71	71	22	12	12	12	12	10	21	21	21	50	12	12
15	12	12	12	12	12	22	10	10	10	22	12	12	12	12	50	92
16	19	19	19	19	19	10	22	22	22	21	19	19	19	19	92	50
17	21	10	10	10	10	21	21	21	21	19	92	92	92	92	19	14
18	10	21	21	21	21	19	19	19	19	77	16	16	16	16	14	19
19	3	3	3	3	3	3	3	3	3	3	3	3	14	14	16	3
20	88	88	88	88	88	88	88	88	88	92	25	14	3	3	3	16
21	77	55	55	55	55	55	16	16	16	14	25	25	25	25	25	25
22	55	77	16	16	16	16	16	55	55	88	55	55	55	55	55	55
23	73	16	77	77	77	77	77	77	77	25	70	70	70	70	70	70
24	16	73	92	92	92	92	92	92	55	8	8	8	8	8	8	88
25	92	92	73	25	25	25	25	25	25	70	52	52	52	52	88	8
26	70	70	25	70	70	70	70	70	14	88	77	77	88	52	9	9
27	8	25	70	8	8	8	8	8	8	77	88	88	77	77	62	62
28	25	8	8	62	62	52	52	52	52	52	62	9	9	9	9	53
29	62	62	62	52	52	62	62	62	62	62	9	62	62	62	62	54
30	9	9	9	9	9	9	9	9	9	53	53	53	53	53	53	53
31	37	37	52	37	37	37	37	54	54	54	54	54	54	54	54	54
32	52	52	37	64	64	64	64	53	53	53	29	29				
33	64	64	64	54	54	54	54	29	29	29						
34	29	54	54	53	53	53	53									
35	54	29	53	29	29	29	29									
36	53	53	29													

Final Result		
1	27 SLATER F.	Laps 16
2	45 BEETON J.	1.711
3	31 BOHRA A.	2.026
4	6 YAMAKOSHI H.	2.416
5	80 POWELL A.	3.407
6	51 NAKAMURA-BERTA	4.130
7	33 STOLCERMANIS T.	5.027
8	36 JONSSON G.	5.206
9	23 FRANCOIT R.	6.955
10	10 FERREIRA M.	11.914
11	11 VIISOREANU L.	13.548
12	71 REHM M.	13.797
13	21 ISCHER E.	13.885
14	12 PRADEL G.	15.045
15	50 GOWDA D.	17.157
16	14 AL DHAHERI R.	17.177
17	19 ANURAG K.	17.869
18	3 POPOV M.	18.622
19	55 RODELLA A.	20.956
20	92 PETROVIC A. (P)	21.860
21	70 MRAD K.	22.806
22	88 HODENIUS L.	22.981
23	8 KOSTIC A.	23.421
24	16 LARINI D. (P)	24.981
25	25 WURZ O. (P)	25.316
26	9 STACK E.	26.418
27	62 ROBINSON E.	26.765
28	53 ALDEREYAANE O.	28.211
29	54 HOLGUIN G.	28.620
30	52 SAVINKOV O.	1 Lap
31	77 YEHE E.	1 Lap
32	29 BERREBY N.	4 Laps
RET	22 FREY E.	6 Laps
RET	37 FIORENTINO F.	9 Laps
RET	64 DOBRZANSKI W.	9 Laps
RET	73 OLIVIERI E.	13 Laps



# ACI Racing Weekend Mugello, 13-14 Luglio 2024

## Italian F4 Championship - Best Sectors & Speed Race 1

**RESULTS**

			Laps
1	27 SLATER Freddie	Tatuus F4-T421	16
2	45 BEETON Jack	Tatuus F4-T421	1.711
3	31 BOHRA Akshay	Tatuus F4-T421	2.026
4	6 YAMAKOSHI Hiyu	Tatuus F4-T421	2.416
5	80 POWELL Alex	Tatuus F4-T421	3.407
6	51 NAKAMURA-BERTA Kean	Tatuus F4-T421	4.130
7	33 STOLCERMANIS Tomass	Tatuus F4-T421	5.027
8	36 JONSSON Gustav	Tatuus F4-T421	5.206
9	23 FRANCO Teno	Tatuus F4-T421	6.955
10	10 FERREIRA Matheus	Tatuus F4-T421	11.914
11	11 VIISOREANU Luca	Tatuus F4-T421	13.548
12	71 REHM Maxim	Tatuus F4-T421	13.797
13	21 ISCHER Ethan	Tatuus F4-T421	13.885
14	12 PRADEL Gianmarco	Tatuus F4-T421	15.045
15	50 GOWDA Dion	Tatuus F4-T421	17.157
16	14 AL DHAHERI Rashid	Tatuus F4-T421	17.177
17	19 ANURAG Kabir	Tatuus F4-T421	17.869
18	3 POPOV Maksimilian	Tatuus F4-T421	18.622
19	55 RODELLA Alvise	Tatuus F4-T421	20.956
20	92 PETROVIC Andrej	Tatuus F4-T421	21.860
21	70 MRAD Kamal	Tatuus F4-T421	22.806
22	88 HODENIUS Lin	Tatuus F4-T421	22.981
23	8 KOSTIC Andrija	Tatuus F4-T421	23.421
24	16 LARINI Davide	Tatuus F4-T421	24.981
25	25 WURZ Oscar	Tatuus F4-T421	25.316
26	9 STACK Everett	Tatuus F4-T421	26.418
27	62 ROBINSON Edward	Tatuus F4-T421	26.765
28	53 ALDEREYAANE Omar	Tatuus F4-T421	28.211
29	54 HOLGUIN Gabriel	Tatuus F4-T421	28.620
30	52 SAVINKOV Oleksandr	Tatuus F4-T421	1 Lap
31	77 YEH Enzo	Tatuus F4-T421	1 Lap
32	29 BERREBY Nathanael	Tatuus F4-T421	4 Laps
RET	22 FREY Enea	Tatuus F4-T421	6 Laps
RET	37 FIORENTINO Filippo	Tatuus F4-T421	9 Laps
RET	64 DOBRZANSKI Wiktor	Tatuus F4-T421	9 Laps
RET	73 OLIVIERI Emanuele	Tatuus F4-T421	13 Laps

**SPEED**

1	12 PRADEL Gianmarco	Tatuus F4-T421	240,0
2	10 FERREIRA Matheus	Tatuus F4-T421	238,4
3	21 ISCHER Ethan	Tatuus F4-T421	238,4
4	50 GOWDA Dion	Tatuus F4-T421	236,3
5	71 REHM Maxim	Tatuus F4-T421	236,3
6	25 WURZ Oscar	Tatuus F4-T421	235,8
7	92 PETROVIC Andrej	Tatuus F4-T421	235,3
8	3 POPOV Maksimilian	Tatuus F4-T421	235,3
9	53 ALDEREYAANE Omar	Tatuus F4-T421	235,3
10	80 POWELL Alex	Tatuus F4-T421	234,8
11	73 OLIVIERI Emanuele	Tatuus F4-T421	234,8
12	36 JONSSON Gustav	Tatuus F4-T421	234,8
13	23 FRANCO Teno	Tatuus F4-T421	234,8
14	8 KOSTIC Andrija	Tatuus F4-T421	234,8
15	14 AL DHAHERI Rashid	Tatuus F4-T421	234,8
16	16 LARINI Davide	Tatuus F4-T421	234,3
17	33 STOLCERMANIS Tomass	Tatuus F4-T421	234,3
18	27 SLATER Freddie	Tatuus F4-T421	233,8
19	31 BOHRA Akshay	Tatuus F4-T421	233,8
20	51 NAKAMURA-BERTA Kean	Tatuus F4-T421	233,8
21	88 HODENIUS Lin	Tatuus F4-T421	233,8
22	9 STACK Everett	Tatuus F4-T421	233,8
23	70 MRAD Kamal	Tatuus F4-T421	233,3
24	77 YEH Enzo	Tatuus F4-T421	233,3
25	6 YAMAKOSHI Hiyu	Tatuus F4-T421	232,8
26	64 DOBRZANSKI Wiktor	Tatuus F4-T421	232,8
27	19 ANURAG Kabir	Tatuus F4-T421	232,3
28	62 ROBINSON Edward	Tatuus F4-T421	232,3
29	22 FREY Enea	Tatuus F4-T421	232,3
30	29 BERREBY Nathanael	Tatuus F4-T421	232,3
31	11 VIISOREANU Luca	Tatuus F4-T421	231,8
32	54 HOLGUIN Gabriel	Tatuus F4-T421	231,3
33	52 SAVINKOV Oleksandr	Tatuus F4-T421	230,8
34	45 BEETON Jack	Tatuus F4-T421	230,3
35	55 RODELLA Alvise	Tatuus F4-T421	229,8
36	37 FIORENTINO Filippo	Tatuus F4-T421	229,3

**SEG. 1**

1	45 BEETON Jack	26.791
2	31 BOHRA Akshay	26.797
3	6 YAMAKOSHI Hiyu	26.813
4	27 SLATER Freddie	26.819
5	51 NAKAMURA-BERTA Ke	26.832
6	14 AL DHAHERI Rashid	26.858
7	33 STOLCERMANIS Tomas	26.879
8	10 FERREIRA Matheus	26.897
9	80 POWELL Alex	26.942
10	12 PRADEL Gianmarco	26.943
11	23 FRANCO Teno	26.960
12	19 ANURAG Kabir	27.000
13	36 JONSSON Gustav	27.022
14	50 GOWDA Dion	27.039
15	22 FREY Enea	27.040
16	21 ISCHER Ethan	27.044
17	71 REHM Maxim	27.048
18	77 YEH Enzo	27.077
19	92 PETROVIC Andrej	27.087
20	55 RODELLA Alvise	27.102
21	88 HODENIUS Lin	27.110
22	11 VIISOREANU Luca	27.113
23	3 POPOV Maksimilian	27.119
24	62 ROBINSON Edward	27.160
25	25 WURZ Oscar	27.194
26	52 SAVINKOV Oleksandr	27.197
27	8 KOSTIC Andrija	27.216
28	70 MRAD Kamal	27.257
29	16 LARINI Davide	27.267
30	53 ALDEREYAANE Omar	27.315
31	73 OLIVIERI Emanuele	27.354
32	37 FIORENTINO Filippo	27.395
33	54 HOLGUIN Gabriel	27.413
34	64 DOBRZANSKI Wiktor	27.464
35	9 STACK Everett	27.503
36	29 BERREBY Nathanael	27.805

**SEG. 2**

1	45 BEETON Jack	21.542
2	51 NAKAMURA-BERTA Ke	21.634
3	27 SLATER Freddie	21.683
4	31 BOHRA Akshay	21.716
5	23 FRANCO Teno	21.742
6	10 FERREIRA Matheus	21.761
7	6 YAMAKOSHI Hiyu	21.768
8	36 JONSSON Gustav	21.778
9	80 POWELL Alex	21.778
10	33 STOLCERMANIS Tomas	21.793
11	50 GOWDA Dion	21.797
12	11 VIISOREANU Luca	21.805
13	14 AL DHAHERI Rashid	21.811
14	55 RODELLA Alvise	21.831
15	21 ISCHER Ethan	21.857
16	71 REHM Maxim	21.857
17	12 PRADEL Gianmarco	21.877
18	22 FREY Enea	21.893
19	19 ANURAG Kabir	21.900
20	3 POPOV Maksimilian	21.922
21	88 HODENIUS Lin	21.942
22	16 LARINI Davide	21.965
23	52 SAVINKOV Oleksandr	21.977
24	25 WURZ Oscar	22.031
25	73 OLIVIERI Emanuele	22.031
26	92 PETROVIC Andrej	22.051
27	77 YEH Enzo	22.061
28	62 ROBINSON Edward	22.098
29	53 ALDEREYAANE Omar	22.100
30	9 STACK Everett	22.114
31	70 MRAD Kamal	22.121
32	8 KOSTIC Andrija	22.227
33	64 DOBRZANSKI Wiktor	22.284
34	37 FIORENTINO Filippo	22.329
35	54 HOLGUIN Gabriel	22.380
36	29 BERREBY Nathanael	22.783

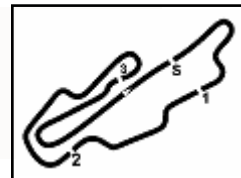
**SEG. 3**

1	27 SLATER Freddie	33.614
2	80 POWELL Alex	33.676
3	51 NAKAMURA-BERTA Ke	33.756
4	31 BOHRA Akshay	33.795
5	6 YAMAKOSHI Hiyu	33.806
6	45 BEETON Jack	33.807
7	23 FRANCO Teno	33.816
8	14 AL DHAHERI Rashid	33.820
9	22 FREY Enea	33.848
10	33 STOLCERMANIS Tomas	33.867
11	36 JONSSON Gustav	33.887
12	11 VIISOREANU Luca	33.994
13	50 GOWDA Dion	34.007
14	71 REHM Maxim	34.048
15	21 ISCHER Ethan	34.068
16	10 FERREIRA Matheus	34.093
17	3 POPOV Maksimilian	34.102
18	12 PRADEL Gianmarco	34.106
19	88 HODENIUS Lin	34.108
20	19 ANURAG Kabir	34.110
21	25 WURZ Oscar	34.120
22	77 YEH Enzo	34.157
23	16 LARINI Davide	34.214
24	52 SAVINKOV Oleksandr	34.259
25	55 RODELLA Alvise	34.259
26	92 PETROVIC Andrej	34.264
27	8 KOSTIC Andrija	34.278
28	64 DOBRZANSKI Wiktor	34.348
29	70 MRAD Kamal	34.368
30	9 STACK Everett	34.369
31	73 OLIVIERI Emanuele	34.384
32	62 ROBINSON Edward	34.392
33	53 ALDEREYAANE Omar	34.425
34	54 HOLGUIN Gabriel	34.532
35	37 FIORENTINO Filippo	34.539
36	29 BERREBY Nathanael	35.331

**SEG. 4**

1	36 JONSSON Gustav	27.083
2	6 YAMAKOSHI Hiyu	27.120
3	27 SLATER Freddie	27.125
4	10 FERREIRA Matheus	27.126
5	31 BOHRA Akshay	27.152
6	21 ISCHER Ethan	27.153
7	14 AL DHAHERI Rashid	27.156
8	45 BEETON Jack	27.173
9	12 PRADEL Gianmarco	27.174
10	80 POWELL Alex	27.174
11	51 NAKAMURA-BERTA Ke	27.219
12	33 STOLCERMANIS Tomas	27.233
13	71 REHM Maxim	27.234
14	22 FREY Enea	27.243
15	88 HODENIUS Lin	27.279
16	19 ANURAG Kabir	27.283
17	8 KOSTIC Andrija	27.285
18	16 LARINI Davide	27.290
19	11 VIISOREANU Luca	27.291
20	53 ALDEREYAANE Omar	27.303
21	77 YEH Enzo	27.317
22	50 GOWDA Dion	27.318
23	23 FRANCO Teno	27.319
24	25 WURZ Oscar	27.354
25	73 OLIVIERI Emanuele	27.362
26	52 SAVINKOV Oleksandr	27.374
27	92 PETROVIC Andrej	27.377
28	3 POPOV Maksimilian	27.381
29	9 STACK Everett	27.386
30	70 MRAD Kamal	27.404
31	55 RODELLA Alvise	27.472
32	64 DOBRZANSKI Wiktor	27.483
33	54 HOLGUIN Gabriel	27.485
34	62 ROBINSON Edward	27.571
35	29 BERREBY Nathanael	27.598
36	37 FIORENTINO Filippo	27.784





# ACI Racing Weekend Mugello, 13-14 Luglio 2024

## Italian F4 Championship - Chronological Analysis Race 1

Start at 11:29'20.989

**1 / 6**

3 M. POPOV (1'50.656)							
Lap	Seg.1	Seg.2	Seg.3	Seg.4	Lap Time	km/h	Local Time
1		24.329	34.810	27.581	2'04.014		11:31'25.003
2	27.224	23.264	34.924	27.447	1'52.859	231,8	11:33'17.862
3	27.148	22.025	<b>34.102</b>	<b>27.381</b>	<b>1'50.656</b>	231,3	11:35'08.518
4	27.167	<b>21.922</b>	34.293	27.407	1'50.789	229,3	11:36'59.307
5	27.179	21.930	34.263	27.444	1'50.816	229,3	11:38'50.123
6	<b>27.119</b>	22.188	34.621	27.454	1'51.382	232,3	11:40'41.505
7	27.200	22.057	34.656	27.484	1'51.397	232,8	11:42'32.902
8	27.432	22.044	34.529	30.598	1'54.603	230,8	11:44'27.505
9	30.984	27.175	48.152	43.955	2'30.266	191,8	11:46'57.771
10	47.681	38.051	1'03.560	1'11.495	3'40.787	114,2	11:50'38.558
11	30.909	22.863	34.699	27.425	1'55.896	197,8	11:52'34.454
12	27.595	22.577	35.214	27.555	1'52.941	233,8	11:54'27.395
13	27.792	22.847	34.715	27.920	1'53.274	<b>235,3</b>	11:56'20.669
14	27.769	22.313	34.592	27.587	1'52.261	230,8	11:58'12.930
15	27.512	22.859	35.001	27.569	1'52.941	232,8	12:00'05.871
16	27.472	22.338	35.058	27.567	1'52.435	234,8	12:01'58.306
Race Time 32'37.317							

5	27.585	22.230	<b>34.369</b>	27.456	<b>1'51.640</b>	232,8	11:38'58.130
6	27.581	22.469	34.581	27.544	1'52.175	229,3	11:40'50.305
7	<b>27.503</b>	22.221	34.480	27.692	1'51.896	230,3	11:42'42.201
8	27.504	<b>22.114</b>	34.824	38.953	2'03.395	227,8	11:44'45.596
9	35.981	27.048	39.948	37.246	2'20.223	188,8	11:47'05.819
10	48.588	37.920	1'01.067	1'07.416	3'34.991	115,6	11:50'40.810
11	29.830	25.060	36.386	27.776	1'59.052	214,7	11:52'39.862
12	27.653	22.567	34.889	27.731	1'52.840	232,3	11:54'32.702
13	27.706	22.309	34.951	27.753	1'52.719	228,3	11:56'25.421
14	27.607	22.453	35.190	27.761	1'53.011	228,3	11:58'18.432
15	28.061	22.670	35.599	27.709	1'54.039	228,8	12:00'12.471
16	27.987	22.405	35.430	27.809	1'53.631	227,8	12:02'06.102
Race Time 32'45.113							

6 H. YAMAKOSHI (1'49.617)							
Lap	Seg.1	Seg.2	Seg.3	Seg.4	Lap Time	km/h	Local Time
1		22.657	33.897	27.140	1'58.360		11:31'19.349
2	27.071	21.983	33.857	27.272	1'50.183	231,8	11:33'09.532
3	26.919	21.852	33.830	<b>27.120</b>	1'49.721	230,8	11:34'59.253
4	26.948	<b>21.768</b>	34.008	27.267	1'49.991	231,3	11:36'49.244
5	<b>26.813</b>	21.795	<b>33.806</b>	<b>27.203</b>	<b>1'49.617</b>	229,8	11:38'38.861
6	26.852	21.867	33.870	27.143	1'49.732	230,3	11:40'28.593
7	26.921	21.846	33.878	27.166	1'49.811	229,8	11:42'18.404
8	26.858	21.852	33.899	27.208	1'49.817	228,8	11:44'08.221
9	33.751	31.474	49.491	42.662	2'37.378	198,9	11:46'45.599
10	47.803	38.565	1'07.829	1'14.204	3'48.401	120,8	11:50'34.000
11	29.912	22.641	34.234	27.277	1'54.064	195,7	11:52'28.064
12	27.193	22.281	34.128	27.190	1'50.792	230,8	11:54'18.856
13	27.137	22.243	34.067	27.251	1'50.698	<b>232,8</b>	11:56'09.554
14	27.062	21.940	34.006	27.289	1'50.297	231,3	11:57'59.851
15	27.219	22.103	34.157	27.501	1'50.980	<b>232,8</b>	11:59'50.831
16	27.229	22.196	34.468	27.376	1'51.269	229,8	12:01'42.100
Race Time 32'21.111							

10 M. FERREIRA (1'49.967)							
Lap	Seg.1	Seg.2	Seg.3	Seg.4	Lap Time	km/h	Local Time
1		24.113	34.895	27.251	2'03.375		11:31'24.364
2	27.378	23.351	34.701	27.237	1'52.667	<b>238,4</b>	11:33'17.031
3	27.074	21.847	<b>34.093</b>	27.313	1'50.327	232,8	11:35'07.358
4	27.054	21.939	34.432	27.195	1'50.620	232,3	11:36'57.978
5	27.069	22.007	34.760	27.256	1'51.092	232,8	11:38'49.070
6	26.944	22.318	34.354	<b>27.126</b>	1'50.742	234,8	11:40'39.812
7	<b>26.897</b>	<b>21.761</b>	34.105	27.204	<b>1'49.967</b>	232,3	11:42'29.779
8	27.043	21.853	34.198	28.717	1'51.811	230,8	11:44'21.590
9	31.674	28.802	49.181	41.814	2'31.471	209,3	11:46'53.061
10	49.035	38.265	1'04.572	1'12.161	3'44.033	92,2	11:50'37.094
11	29.587	22.572	35.315	27.579	1'55.053	201,1	11:52'32.147
12	27.896	22.770	34.442	27.254	1'52.362	235,8	11:54'24.509
13	27.834	22.671	34.540	27.358	1'52.403	234,8	11:56'16.912
14	27.542	22.355	34.463	27.295	1'51.655	233,3	11:58'08.567
15	27.239	22.236	34.552	27.323	1'51.350	233,3	11:59'59.917
16	27.584	22.041	34.486	27.570	1'51.681	234,3	12:01'51.598
Race Time 32'30.609							

8 A. KOSTIC (1'51.102)							
Lap	Seg.1	Seg.2	Seg.3	Seg.4	Lap Time	km/h	Local Time
1		24.612	36.070	27.835	2'06.909		11:31'27.898
2	27.639	22.972	34.694	27.554	1'52.859	229,8	11:33'20.757
3	27.289	23.197	34.546	27.440	1'52.472	234,3	11:35'13.229
4	27.384	22.305	34.286	27.400	1'51.375	<b>234,8</b>	11:37'04.604
5	27.433	22.858	<b>34.278</b>	27.303	1'51.872	232,3	11:38'56.476
6	<b>27.216</b>	<b>22.227</b>	34.374	<b>27.285</b>	<b>1'51.102</b>	231,3	11:40'47.578
7	27.566	22.389	34.390	27.529	1'51.864	232,8	11:42'39.442
8	27.394	22.478	34.417	38.647	2'02.936	231,3	11:44'42.378
9	35.551	26.782	39.831	39.375	2'21.539	156,7	11:47'03.917
10	48.493	36.222	1'02.917	1'08.149	3'35.781	131,9	11:50'39.698
11	30.397	24.811	35.186	27.487	1'57.881	203,0	11:52'37.579
12	27.341	22.678	34.687	27.553	1'52.259	230,8	11:54'29.838
13	27.476	22.707	35.030	27.909	1'53.122	232,3	11:56'22.960
14	27.526	22.461	34.930	27.988	1'52.905	231,8	11:58'15.865
15	27.685	22.948	35.056	27.761	1'53.450	<b>234,8</b>	12:00'09.315
16	28.022	23.148	34.791	27.829	1'53.790	231,8	12:02'03.105
Race Time 32'42.116							

11 L. VIISOREANU (1'50.404)							
Lap	Seg.1	Seg.2	Seg.3	Seg.4	Lap Time	km/h	Local Time
1		23.276	34.697	27.379	2'00.808		11:31'21.797
2	27.559	22.116	34.137	<b>27.291</b>	1'51.103	231,3	11:33'12.900
3	27.156	22.026	<b>33.994</b>	27.387	1'50.563	<b>231,8</b>	11:35'03.463
4	27.138	<b>21.805</b>	34.094	27.367	<b>1'50.404</b>	229,8	11:36'53.867
5	27.118	21.973	34.240	27.295	1'50.626	228,8	11:38'44.493
6	<b>27.113</b>	22.019	34.332	27.308	1'50.772	228,8	11:40'35.265
7	27.218	21.944	34.449	27.406	1'51.017	227,8	11:42'26.282
8	27.784	22.185	34.641	27.545	1'52.155	227,4	11:44'18.437
9	31.826	29.269	49.456	41.359	2'31.910	215,6	11:46'50.347
10	49.063	37.800	1'05.692	1'13.014	3'45.569	88,7	11:50'35.916
11	29.658	22.844	35.010	27.399	1'54.911	195,7	11:52'30.827
12	27.519	22.433	34.967	27.442	1'52.361	230,3	11:54'23.188
13	27.447	22.315	34.653	27.493	1'51.908	229,3	11:56'15.096
14	27.491	22.277	34.880	27.580	1'52.228	229,3	11:58'07.324
15	27.561	22.294	34.644	27.576	1'52.075	228,3	11:59'59.399
16	28.264	22.876	34.844	27.849	1'53.833	226,4	12:01'53.232
Race Time 32'32.243							

9 E. STACK (1'51.640)							
Lap	Seg.1	Seg.2	Seg.3	Seg.4	Lap Time	km/h	Local Time
1		24.765	35.997	27.526	2'07.601		11:31'28.590
2	27.592	22.798	34.986	27.435	1'52.811	<b>233,8</b>	11:33'21.401
3	27.725	22.656	34.824	<b>27.386</b>	1'52.591	<b>233,8</b>	11:35'13.992
4	27.632	22.220	34.770	27.876	1'52.498	232,3	11:37'06.490

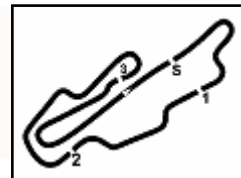
12 G. PRADEL (1'50.251)							
Lap	Seg.1	Seg.2	Seg.3	Seg.4	Lap Time	km/h	Local Time
1		23.314	34.889	27.404	2'02.612		11:31'23.601
2	27.624	23.342	34.163	27.195	1'52.324	<b>240,0</b>	11:33'15.925
3	27.057	21.881	<b>34.106</b>	27.256	1'50.300	232,3	11:35'06.225
4	27.128	21.969	34.293	<b>27.174</b>	1'50.564	232,8	11:36'56.789
5	27.272	22.466	34.478	27.176	1'51.392	231,8	11:38'48.181
6	27.332	22.046	34.177	27.257	1'50.812	235,3	11:40'38.993
7	26.999	<b>21.877</b>	34.160	27.215	<b>1'50.251</b>	228,8	11:42'29.244
8	<b>26.943</b>	21.920	34.193	28.381	1'51.437	230,3	11:44'20.681
9	32.144	28.746	49.311	41.533	2'31.734	212,6	11:46'52.415
10	49.329	38.112	1'04.624	1'12.410	3'44.475	92,8	11:50'36.890

13/07/2024

P = Pits In/Out - C = Lap Time Cancelled







# ACI Racing Weekend Mugello, 13-14 Luglio 2024

## Italian F4 Championship - Chronological Analysis Race 1

Start at 11:29'20.989

Race Time 32'36.564

11	30.035	22.796	34.987	27.758	1'55.576	198,5	11:52'32.466
12	27.983	22.946	34.725	27.355	1'53.009	235,8	11:54'25.475
13	27.378	22.826	34.697	27.577	1'52.478	235,3	11:56'17.953
14	27.320	22.800	34.872	27.645	1'52.637	234,8	11:58'10.590
15	27.671	22.628	34.503	27.450	1'52.252	232,3	12:00'02.842
16	27.434	22.245	34.597	27.611	1'51.887	228,3	12:01'54.729

Race Time 32'33.740

**14 R. AL DHAHERI (1'49.704)**

Lap	Seg.1	Seg.2	Seg.3	Seg.4	Lap Time	km/h	Local Time
1		22.953	34.043	27.291	1'59.087		11:31'20.076
2	26.964	21.919	33.854	27.220	1'49.957	229,8	11:33'10.033
3	26.914	21.814	<b>33.820</b>	<b>27.156</b>	<b>1'49.704</b>	229,8	11:34'59.737
4	26.983	21.835	34.106	27.191	1'50.115	231,3	11:36'49.852
5	<b>26.858</b>	21.864	33.893	27.173	1'49.788	231,8	11:38'39.640
6	26.862	21.844	33.974	27.177	1'49.857	229,8	11:40'29.497
7	26.915	<b>21.811</b>	33.995	27.209	1'49.930	228,8	11:42'19.427
8	26.985	22.005	33.973	27.257	1'50.220	230,8	11:44'09.647
9	32.961	31.411	49.448	42.518	2'36.338	219,5	11:46'45.985
10	48.043	38.399	1'07.812	1'19.406	3'53.660	115,8	11:50'39.645
11	30.308	24.330	34.673	27.221	1'56.532	203,8	11:52'36.177
12	27.072	22.306	34.591	27.499	1'51.468	231,8	11:54'27.645
13	27.675	22.987	34.615	27.685	1'52.962	<b>234,8</b>	11:56'20.607
14	27.345	22.029	34.748	27.447	1'51.569	228,8	11:58'12.176
15	27.927	22.436	34.415	27.319	1'52.097	230,8	12:00'04.273
16	27.451	22.468	35.066	27.603	1'52.588	231,3	12:01'56.861

Race Time 32'35.872

**16 D. LARINI (1'50.925)**

Lap	Seg.1	Seg.2	Seg.3	Seg.4	Lap Time	km/h	Local Time
1		24.492	35.912	27.481	2'05.817		11:31'26.806
2	27.650	22.220	35.180	27.429	1'52.479	232,3	11:33'19.285
3	27.447	22.239	<b>34.214</b>	27.401	1'51.301	<b>234,3</b>	11:35'10.586
4	27.325	<b>21.965</b>	34.304	27.414	1'51.008	231,3	11:37'01.594
5	<b>27.267</b>	22.038	34.330	<b>27.290</b>	<b>1'50.925</b>	230,3	11:38'52.519
6	27.316	22.021	34.430	27.415	1'51.182	232,8	11:40'43.701
7	27.331	22.087	34.543	27.386	1'51.347	231,8	11:42'35.048
8	27.418	22.153	34.502	33.095	1'57.168	229,3	11:44'32.216
9	28.881	25.317	48.897	44.282	2'27.377	211,4	11:46'59.593
10	46.884	38.366	1'03.037	1'10.841	3'39.128	150,0	11:50'38.721
11	30.018	22.910	34.944	27.484	1'55.356	200,4	11:52'34.077
12	27.585	22.673	35.358	27.512	1'53.128	231,3	11:54'27.205
13	27.627	22.351	34.916	27.572	1'52.466	231,3	11:56'19.671
14	27.562	22.359	34.891	27.644	1'52.456	231,8	11:58'12.127
15	27.913	22.988	34.990	27.695	1'53.586	229,8	12:00'05.713
16	28.187	22.668	35.365	27.732	1'53.952	227,8	12:01'59.665

Race Time 32'38.676 + 5.000Pen

**19 K. ANURAG (1'50.293)**

Lap	Seg.1	Seg.2	Seg.3	Seg.4	Lap Time	km/h	Local Time
1		23.661	34.935	27.402	2'02.990		11:31'23.979
2	27.581	23.402	34.358	27.287	1'52.628	231,3	11:33'16.607
3	<b>27.000</b>	<b>21.900</b>	<b>34.110</b>	<b>27.283</b>	<b>1'50.293</b>	229,8	11:35'06.900
4	27.122	21.994	34.211	27.344	1'50.671	229,3	11:36'57.571
5	27.041	22.151	34.778	27.366	1'51.336	228,3	11:38'48.907
6	27.823	22.420	34.562	27.345	1'52.150	230,8	11:40'41.057
7	27.098	22.292	34.334	27.483	1'51.207	231,8	11:42'32.264
8	27.267	21.902	34.406	30.446	1'54.021	228,8	11:44'26.285
9	31.371	27.027	48.613	43.226	2'30.237	197,4	11:46'56.522
10	48.041	38.233	1'03.665	1'11.695	3'41.634	98,0	11:50'38.156
11	29.901	22.525	34.864	27.583	1'54.873	198,9	11:52'33.029
12	27.603	23.146	34.751	27.604	1'53.104	230,3	11:54'26.133
13	27.288	22.576	34.868	27.520	1'52.252	230,8	11:56'18.385
14	27.342	22.737	34.933	27.630	1'52.642	<b>232,3</b>	11:58'11.027
15	28.098	22.516	34.870	27.712	1'53.196	230,3	12:00'04.223
16	27.819	22.515	35.249	27.747	1'53.330	229,3	12:01'57.553

13/07/2024

P = Pits In/Out - C = Lap Time Cancelled

**21 E. ISCHER (1'50.229)**

Lap	Seg.1	Seg.2	Seg.3	Seg.4	Lap Time	km/h	Local Time	
1			23.917	34.782	27.403	2'03.256	11:31'24.245	
2	27.723		23.406	34.780	27.349	1'53.258	234,3	11:33'17.503
3	<b>27.044</b>	<b>21.857</b>	<b>34.068</b>	27.260	<b>1'50.229</b>	232,8	11:35'07.732	
4	27.053	22.060	34.298	27.239	1'50.650	232,3	11:36'58.382	
5	27.105	22.048	34.544	<b>27.153</b>	1'50.850	234,3	11:38'49.232	
6	27.208	22.285	34.465	27.263	1'51.221	<b>238,4</b>	11:40'40.453	
7	27.318	22.186	34.226	27.254	1'50.984	232,8	11:42'31.437	
8	27.319	22.094	34.332	28.423	1'52.168	233,3	11:44'23.605	
9	31.915	27.644	49.569	42.346	2'31.474	193,5	11:46'55.079	
10	48.356	38.320	1'04.068	1'12.080	3'42.824	107,8	11:50'37.903	
11	29.435	22.684	34.925	27.323	1'54.367	195,3	11:52'32.270	
12	27.988	22.799	34.726	27.422	1'52.935	232,8	11:54'25.205	
13	27.319	22.770	34.893	27.392	1'52.374	233,8	11:56'17.579	
14	27.397	22.691	34.981	27.502	1'52.571	234,3	11:58'10.150	
15	27.407	22.190	34.484	27.315	1'51.396	230,3	12:00'01.546	
16	27.373	22.287	34.965	27.398	1'52.023	232,3	12:01'53.569	

Race Time 32'32.580

**22 E. FREY (1'50.743)**

Lap	Seg.1	Seg.2	Seg.3	Seg.4	Lap Time	km/h	Local Time
1			23.336	35.061	<b>27.243</b>	2'01.734	11:31'22.723
2	27.521	22.262	34.175	27.488	1'51.446	<b>232,3</b>	11:33'14.169
3	27.586	22.161	<b>33.848</b>	27.402	1'50.997	226,4	11:35'05.166
4	<b>27.040</b>	22.155	34.101	27.447	<b>1'50.743</b>	229,8	11:36'55.909
5	27.809	22.676	34.179	27.443	1'52.107	228,8	11:38'48.016
6	27.792	22.249	34.328	27.367	1'51.736	230,8	11:40'39.752
7	27.633	22.041	34.327	27.328	1'51.329	228,3	11:42'31.081
8	27.293	<b>21.893</b>	34.257	27.429	1'50.872	229,3	11:44'21.953
9	32.585	28.231	49.049	41.732	2'31.597	187,2	11:46'53.550
10	49.196	38.350	1'04.216	1'12.433	3'44.195	105,7	11:50'37.745
11	31.509	25.877	43.001			195,7	

Race Time 21'16.756

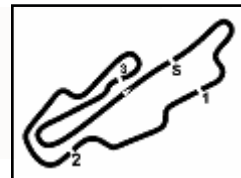
**23 R. FRANCO (1'49.996)**

Lap	Seg.1	Seg.2	Seg.3	Seg.4	Lap Time	km/h	Local Time
1			23.254	34.757	27.386	2'01.050	11:31'22.039
2	<b>26.960</b>	21.985	34.102	27.342	1'50.389	<b>234,8</b>	11:33'12.428
3	27.052	21.872	<b>33.816</b>	27.402	1'50.142	229,3	11:35'02.570
4	27.091	21.842	34.014	27.320	1'50.267	229,3	11:36'52.837
5	27.018	21.821	33.939	27.388	1'50.166	228,8	11:38'43.003
6	27.028	<b>21.742</b>	33.886	27.340	<b>1'49.996</b>	228,8	11:40'32.999
7	27.077	21.858	34.036	27.412	1'50.383	228,8	11:42'23.382
8	27.018	21.935	33.929	27.555	1'50.437	227,8	11:44'13.819
9	33.754	29.490	48.991	42.848	2'35.083	197,4	11:46'48.902
10	48.870	38.351	1'06.002	1'13.102	3'46.325	88,9	11:50'35.227
11	29.687	22.875	34.928	<b>27.319</b>	1'54.809	195,7	11:52'30.036
12	27.761	22.428	34.393	27.436	1'52.018	231,3	11:54'22.054
13	27.196	21.935	34.217	27.452	1'50.800	229,8	11:56'12.854
14	27.210	21.927	34.318	27.436	1'50.891	230,3	11:58'03.745
15	27.421	22.130	34.495	27.519	1'51.565	230,3	11:59'55.310
16	27.379	22.019	34.446	27.485	1'51.329	229,3	12:01'46.639

Race Time 32'25.650

**25 O. WURZ (1'50.874)**

Lap	Seg.1	Seg.2	Seg.3	Seg.4	Lap Time	km/h	Local Time
1			24.673	36.097	27.716	2'07.007	11:31'27.996
2	27.322	22.870	34.640	27.504	1'52.336	233,3	11:33'20.332
3	27.279	22.826	34.452	<b>27.354</b>	1'51.911	<b>235,8</b>	11:35'12.243
4	27.353	22.180	34.350	27.550	1'51.433	232,3	11:37'03.676
5	<b>27.194</b>	22.034	34.221	27.562	1'51.011	229,3	11:38'54.687
6	27.207	<b>22.031</b>	<b>34.120</b>	27.516	<b>1'50.874</b>	229,3	11:40'45.561
7	27.207	22.122	34.301	27.537	1'51.167	230,3	11:42'36.728
8	27.338	22.490	34.666	39.555	2'04.049	230,3	11:44'40.777



# ACI Racing Weekend Mugello, 13-14 Luglio 2024

## Italian F4 Championship - Chronological Analysis Race 1

Start at 11:29'20.989

3 / 6

9	35.391	25.390	40.574	40.829	2'22.184	162,4	11:47'02.961
10	47.817	36.474	1'03.144	1'08.549	3'35.984	142,9	11:50'38.945
11	30.679	23.452	34.505	27.538	1'56.174	197,8	11:52'35.119
12	27.463	22.504	35.151	27.832	1'52.950	230,8	11:54'28.069
13	27.517	22.970	34.946	27.687	1'53.120	231,8	11:56'21.189
14	27.596	22.563	34.861	27.634	1'52.654	231,3	11:58'13.843
15	27.472	22.496	35.085	27.577	1'52.630	229,3	12:00'06.473
16	27.740	22.772	35.264	27.751	1'53.527	231,3	12:02'00.000
Race Time 32'39.011 + 5.000Pen							

33 T. STOLCERMANIS (1'49.847)							
Lap	Seg.1	Seg.2	Seg.3	Seg.4	Lap Time	km/h	Local Time
1		23.335	34.472	27.386	2'00.367		11:31'21.356
2	27.038	22.122	33.921	27.238	1'50.319	231,8	11:33'11.675
3	27.075	21.911	<b>33.867</b>	27.258	1'50.111	<b>234,3</b>	11:35'01.786
4	27.015	<b>21.793</b>	34.097	<b>27.233</b>	1'50.138	229,3	11:36'51.924
5	26.910	21.878	34.023	27.269	1'50.080	231,8	11:38'42.004
6	<b>26.879</b>	21.835	33.886	27.247	<b>1'49.847</b>	231,8	11:40'31.851
7	26.974	21.896	33.968	27.267	1'50.105	232,3	11:42'21.956
8	26.979	21.913	33.937	27.552	1'50.381	229,8	11:44'12.337
9	32.683	31.256	49.051	42.715	2'35.705	188,8	11:46'48.042
10	48.561	38.548	1'06.551	1'13.278	3'46.938	91,4	11:50'34.980
11	29.647	22.997	34.762	27.311	1'54.717	197,1	11:52'29.697
12	27.181	22.111	34.351	27.368	1'51.011	232,3	11:54'20.708
13	27.089	22.082	34.388	27.406	1'50.965	233,3	11:56'11.673
14	27.211	21.991	34.409	27.405	1'51.016	233,3	11:58'02.689
15	27.247	22.025	34.269	27.363	1'50.904	232,8	11:59'53.593
16	27.229	22.140	34.302	27.447	1'51.118	229,8	12:01'44.711
Race Time 32'23.722							

27 F. SLATER (1'49.393)							
Lap	Seg.1	Seg.2	Seg.3	Seg.4	Lap Time	km/h	Local Time
1		22.348	33.879	27.185	1'57.444		11:31'18.433
2	26.907	21.816	33.758	27.165	1'49.646	228,8	11:33'08.079
3	26.850	21.790	<b>33.614</b>	27.139	<b>1'49.393</b>	229,8	11:34'57.472
4	<b>26.819</b>	<b>21.683</b>	33.842	27.133	1'49.477	229,8	11:36'46.949
5	26.898	21.754	33.671	27.165	1'49.488	229,8	11:38'36.437
6	26.938	21.813	33.733	<b>27.125</b>	1'49.609	230,3	11:40'26.046
7	26.866	21.706	33.723	27.154	1'49.449	231,3	11:42'15.495
8	26.921	21.790	33.828	27.227	1'49.766	228,8	11:44'05.261
9	35.175	31.775	49.626	42.708	2'39.284	194,2	11:46'44.545
10	47.507	38.899	1'07.765	1'14.557	3'48.728	118,7	11:50'33.273
11	29.626	22.876	34.176	27.343	1'54.021	196,7	11:52'27.294
12	27.214	22.002	34.036	27.232	1'50.484	230,3	11:54'17.778
13	27.193	22.056	33.915	27.206	1'50.370	232,8	11:56'08.148
14	26.976	21.946	34.006	27.140	1'50.068	231,3	11:57'58.216
15	27.312	22.257	33.869	27.304	1'50.742	<b>233,8</b>	11:59'48.958
16	27.338	21.897	34.022	27.469	1'50.726	228,3	12:01'39.684
Race Time 32'18.695							

36 G. JONSSON (1'50.064)							
Lap	Seg.1	Seg.2	Seg.3	Seg.4	Lap Time	km/h	Local Time
1		23.486	34.983	27.495	2'02.157		11:31'23.146
2	27.399	22.226	34.138	27.251	1'51.014	230,8	11:33'14.160
3	27.164	<b>21.778</b>	34.039	<b>27.083</b>	<b>1'50.064</b>	229,3	11:35'04.224
4	27.370	21.906	34.022	27.256	1'50.554	232,8	11:36'54.778
5	27.085	21.982	34.178	27.232	1'50.477	231,8	11:38'45.255
6	27.354	22.193	34.021	27.322	1'50.890	234,3	11:40'36.145
7	<b>27.022</b>	21.953	34.073	27.372	1'50.420	<b>234,8</b>	11:42'26.565
8	27.091	21.919	<b>33.887</b>	27.347	1'50.244	231,8	11:44'16.809
9	32.804	29.259	49.156	41.655	2'32.874	226,9	11:46'49.683
10	48.814	38.121	1'05.872	1'12.999	3'45.806	88,4	11:50'35.489
11	29.827	22.771	34.963	27.191	1'54.752	194,6	11:52'30.241
12	27.331	22.047	34.204	27.277	1'50.859	233,3	11:54'21.100
13	27.141	22.028	34.433	27.430	1'51.032	232,3	11:56'12.132
14	27.210	21.840	34.468	27.443	1'50.961	231,3	11:58'03.093
15	27.269	21.981	34.189	27.388	1'50.827	231,8	11:59'53.920
16	27.333	22.147	34.290	27.200	1'50.970	231,8	12:01'44.890
Race Time 32'23.901							

29 N. BERREBY (1'54.497)							
Lap	Seg.1	Seg.2	Seg.3	Seg.4	Lap Time	km/h	Local Time
1		24.596	38.177	27.910	2'10.776		11:31'31.765
2	27.925	23.817	<b>35.331</b>	<b>27.598</b>	1'54.671	<b>232,3</b>	11:33'26.436
3	<b>27.805</b>	<b>22.783</b>	54.523	28.525	2'13.636	229,3	11:35'40.072
4	28.035	23.022	35.825	28.059	1'54.941	224,5	11:37'35.013
5	27.935	22.878	35.622	28.062	<b>1'54.497</b>	225,9	11:39'29.510
6	28.300	23.150	36.173	28.143	1'55.766	227,4	11:41'25.276
7	28.103	22.977	36.924	28.247	1'56.251	225,5	11:43'21.527
8	29.066	23.634	36.627	28.473	1'57.800	225,0	11:45'19.327
9	28.771	23.836	37.546	28.292	1'58.445	224,5	11:47'17.772
10	38.445	37.526	1'00.660	1'07.452	3'24.083	190,1	11:50'41.855
11	29.859	24.702	38.711	28.197	2'01.469	216,9	11:52'43.324
12	28.776	23.871	37.510	4'26.138	5'56.295P	228,3	11:58'39.619
13	35.419	23.857	37.110		160,7		
Race Time 29'18.630							

37 F. FIORENTINO (1'52.407)							
Lap	Seg.1	Seg.2	Seg.3	Seg.4	Lap Time	km/h	Local Time
1		24.527	36.778	27.938	2'09.045		11:31'30.034
2	27.588	22.537	<b>34.539</b>	<b>27.784</b>	1'52.448	225,9	11:33'22.482
3	27.730	22.480	34.677	27.881	1'52.768	<b>229,3</b>	11:35'15.250
4	27.568	22.353	34.647	27.839	<b>1'52.407</b>	225,5	11:37'07.657
5	<b>27.395</b>	22.464	34.603	27.947	1'52.409	226,9	11:39'00.066
6	27.554	22.406	34.747	27.909	1'52.616	227,4	11:40'52.682
7	27.696	<b>22.329</b>	34.664	27.840	1'52.529	226,4	11:42'45.211
8	1'22.146					225,5	
Race Time 13'24.222							

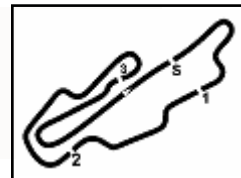
31 A. BOHRA (1'49.571)							
Lap	Seg.1	Seg.2	Seg.3	Seg.4	Lap Time	km/h	Local Time
1		22.646	34.050	27.173	1'58.053		11:31'19.042
2	26.890	21.890	34.061	27.205	1'50.046	231,8	11:33'09.088
3	26.899	21.813	33.860	27.164	1'49.736	230,3	11:34'58.824
4	26.854	21.760	33.945	27.184	1'49.743	229,3	11:36'48.567
5	<b>26.797</b>	21.756	33.912	27.187	1'49.652	228,8	11:38'38.219
6	26.880	21.801	<b>33.795</b>	27.171	1'49.647	228,3	11:40'27.866
7	26.852	<b>21.716</b>	33.851	<b>27.152</b>	<b>1'49.571</b>	228,8	11:42'17.437
8	26.861	21.774	33.887	27.212	1'49.734	229,3	11:44'07.171
9	33.949	31.683	49.608	42.646	2'37.886	194,2	11:46'45.057
10	47.534	38.920	1'07.815	1'14.333	3'48.602	126,2	11:50'33.659
11	29.655	22.799	34.305	27.197	1'53.956	194,2	11:52'27.615
12	27.326	22.123	34.123	27.317	1'50.889	<b>233,8</b>	11:54'18.504
13	27.106	21.951	34.199	27.298	1'50.554	231,3	11:56'09.058
14	27.019	21.924	34.178	27.341	1'50.462	231,3	11:57'59.520
15	27.086	22.095	34.327	27.274	1'50.782	230,3	11:59'50.302
16	27.204	22.480	34.386	27.338	1'51.408	232,3	12:01'41.710
Race Time 32'20.721							

45 J. BEETON (1'49.428)							
Lap	Seg.1	Seg.2	Seg.3	Seg.4	Lap Time	km/h	Local Time
1		21.877	33.828	27.276	1'56.602		11:31'17.591
2	26.882	21.710	<b>33.807</b>	27.244	1'49.643	227,4	11:33'07.234
3	26.795	21.637	33.831	27.272	1'49.535	227,4	11:34'56.769
4	26.799	<b>21.542</b>	33.880	27.299	1'49.520	227,4	11:36'46.289
5	26.844	21.688	33.884	27.227	1'49.643	226,9	11:38'35.932
6	26.841	21.567	33.847	<b>27.173</b>	<b>1'49.428</b>	227,4	11:40'25.360
7	<b>26.791</b>	21.636	33.917	27.261	1'49.605	227,4	11:42'14.965
8	26.867	21.566	33.860	27.290	1'49.583	227,8	11:44'04.548
9	35.205	32.030	49.516	42.982	2'39.733	192,9	11:46'44.281
10	47.401	38.712	1'07.801	1'14.821	3'48.735	118,7	11:50'33.016
11	29.850	22.525	34.255	27.183	1'53.813	193,5	11:52'26.829
12	27.185	21.933	34.111	27.306	1'50.535	227,8	11:54'17.364

13/07/2024

P = Pits In/Out - C = Lap Time Cancelled





# ACI Racing Weekend Mugello, 13-14 Luglio 2024

## Italian F4 Championship - Chronological Analysis Race 1

Start at 11:29'20.989

4 / 6

13	27.039	21.731	34.176	27.255	1'50.201	227,8	11:56'07.565
14	26.907	21.842	34.238	27.412	1'50.399	229,8	11:57'57.964
15	27.687	22.666	34.318	27.310	1'51.981	228,8	11:59'49.945
16	27.377	22.194	34.453	27.426	1'51.450	<b>230,3</b>	12:01'41.395
Race Time 32'20.406							

53 O. ALDEREYAANE (1'51.338)							
Lap	Seg.1	Seg.2	Seg.3	Seg.4	Lap Time	km/h	Local Time
1			24.811	41.759	27.557	2'13.199	11:31'34.188
2	27.382	22.265	35.271	27.760	1'52.678	227,4	11:33'26.866
3	27.529	22.934	34.738	27.430	1'52.631	230,3	11:35'19.497
4	27.371	<b>22.100</b>	<b>34.425</b>	27.442	<b>1'51.338</b>	225,9	11:37'10.835
5	<b>27.315</b>	22.141	34.644	<b>27.303</b>	1'51.403	226,9	11:39'02.238
6	27.485	22.472	34.882	27.476	1'52.315	231,8	11:40'54.553
7	27.535	22.618	34.997	27.694	1'52.844	229,8	11:42'47.397
8	27.931	22.212	35.315	35.211	2'00.669	227,8	11:44'48.066
9	34.596	27.444	39.478	37.736	2'19.254	205,3	11:47'07.320
10	48.373	37.617	1'00.819	1'07.383	3'34.192	106,7	11:50'41.512
11	29.642	24.817	36.404	27.645	1'58.508	214,7	11:52'40.020
12	27.929	23.037	35.053	27.510	1'53.529	<b>235,3</b>	11:54'33.549
13	27.843	22.405	35.464	27.752	1'53.464	233,3	11:56'27.013
14	27.803	22.451	35.088	28.090	1'53.432	228,8	11:58'20.445
15	27.957	22.514	35.456	27.653	1'53.580	227,8	12:00'14.025
16	27.922	22.705	35.407	27.836	1'53.870	229,8	12:02'07.895
Race Time 32'46.906							

50 D. GOWDA (1'50.413)							
Lap	Seg.1	Seg.2	Seg.3	Seg.4	Lap Time	km/h	Local Time
1		23.393	34.926	27.477	2'01.659		11:31'22.648
2	27.282	22.209	34.025	27.370	1'50.886	229,3	11:33'13.534
3	<b>27.039</b>	21.962	<b>34.007</b>	27.405	<b>1'50.413</b>	230,8	11:35'03.947
4	27.239	<b>21.797</b>	34.046	27.386	1'50.468	231,8	11:36'54.415
5	27.069	21.999	34.222	<b>27.318</b>	1'50.608	228,3	11:38'45.023
6	27.420	21.895	34.248	27.383	1'50.946	230,8	11:40'35.969
7	27.492	22.278	34.255	27.511	1'51.536	229,3	11:42'27.505
8	27.226	22.075	34.636	27.534	1'51.471	228,8	11:44'18.976
9	32.324	29.008	49.258	41.200	2'31.790	228,3	11:46'50.766
10	49.147	37.817	1'05.672	1'12.584	3'45.220	83,5	11:50'35.986
11	29.902	22.895	35.334	27.493	1'55.624	194,2	11:52'31.610
12	27.850	22.312	34.624	27.690	1'52.476	227,8	11:54'24.086
13	27.771	22.366	34.751	27.860	1'52.748	229,3	11:56'16.834
14	27.939	22.607	35.110	27.736	1'53.392	<b>236,3</b>	11:58'10.226
15	27.850	22.402	34.743	27.806	1'52.801	232,8	12:00'03.027
16	27.929	22.782	35.028	28.075	1'53.814	230,8	12:01'56.841
Race Time 32'35.852							

54 G. HOLGUIN (1'51.972)							
Lap	Seg.1	Seg.2	Seg.3	Seg.4	Lap Time	km/h	Local Time
1			25.060	37.985	28.142	2'11.231	11:31'32.220
2	27.659	23.354	<b>34.532</b>	27.685	1'53.230	228,3	11:33'25.450
3	27.453	<b>22.380</b>	34.685	27.529	1'52.047	228,3	11:35'17.497
4	<b>27.413</b>	22.466	34.574	27.519	<b>1'51.972</b>	226,4	11:37'09.469
5	27.503	22.464	34.745	27.658	1'52.370	227,8	11:39'01.839
6	27.477	22.424	34.736	<b>27.485</b>	1'52.122	228,8	11:40'53.961
7	27.640	22.666	34.728	27.632	1'52.666	229,3	11:42'46.627
8	27.824	22.470	34.813	34.953	2'00.060	228,3	11:44'46.687
9	35.593	27.297	39.539	37.794	2'20.223	195,7	11:47'06.910
10	48.048	37.830	1'00.964	1'07.554	3'34.396	115,1	11:50'41.306
11	29.563	25.332	37.007	28.042	1'59.944	211,8	11:52'41.250
12	27.738	22.865	35.170	27.602	1'53.375	228,3	11:54'34.625
13	27.738	22.601	34.996	27.675	1'53.010	228,3	11:56'27.635
14	27.657	22.654	35.201	27.788	1'53.300	<b>231,3</b>	11:58'20.935
15	27.870	22.607	35.448	27.722	1'53.647	<b>231,3</b>	12:00'14.582
16	27.887	22.827	35.327	27.681	1'53.722	229,8	12:02'08.304
Race Time 32'47.315							

51 K. NAKAMURA-BERTA (1'49.801)							
Lap	Seg.1	Seg.2	Seg.3	Seg.4	Lap Time	km/h	Local Time
1		22.898	34.525	27.338	1'59.698		11:31'20.687
2	26.956	21.947	33.915	27.399	1'50.217	231,3	11:33'10.904
3	27.079	<b>21.634</b>	<b>33.756</b>	27.336	1'49.805	228,8	11:35'00.709
4	27.085	21.638	34.056	27.222	1'50.001	229,3	11:36'50.710
5	26.868	21.679	34.089	27.229	1'49.865	229,8	11:38'40.575
6	<b>26.832</b>	21.724	34.026	<b>27.219</b>	<b>1'49.801</b>	230,3	11:40'30.376
7	26.868	21.836	34.016	27.298	1'50.018	231,3	11:42'20.394
8	26.926	21.809	33.962	27.261	1'49.958	233,3	11:44'10.352
9	32.732	31.457	49.500	42.524	2'36.213	221,8	11:46'46.565
10	48.203	38.408	1'07.633	1'13.629	3'47.873	105,1	11:50'34.438
11	29.897	22.972	34.585	27.303	1'54.757	197,8	11:52'29.195
12	27.199	22.173	34.322	27.293	1'50.987	231,3	11:54'20.182
13	26.992	22.181	34.430	27.361	1'50.964	<b>233,8</b>	11:56'11.146
14	27.041	22.101	34.367	27.370	1'50.879	232,8	11:58'02.025
15	27.181	21.909	34.207	27.395	1'50.692	232,8	11:59'52.717
16	27.120	21.968	34.570	27.439	1'51.097	232,8	12:01'43.814
Race Time 32'22.825							

55 A. RODELLA (1'50.937)							
Lap	Seg.1	Seg.2	Seg.3	Seg.4	Lap Time	km/h	Local Time
1			24.484	35.499	27.731	2'05.484	11:31'26.473
2	27.384	22.154	35.301	27.637	1'52.476	225,5	11:33'18.949
3	27.300	22.144	34.261	27.502	1'51.207	227,4	11:35'10.156
4	27.230	<b>21.831</b>	<b>34.259</b>	27.617	<b>1'50.937</b>	226,9	11:37'01.093
5	27.195	22.020	34.281	<b>27.472</b>	1'50.968	226,9	11:38'52.061
6	<b>27.102</b>	21.956	34.420	27.629	1'51.107	227,4	11:40'43.168
7	27.283	22.021	34.593	27.908	1'51.805	227,8	11:42'34.973
8	27.884	22.307	34.755	38.866	2'03.812	225,5	11:44'38.785
9	35.830	24.532	40.877	40.642	2'21.881	156,7	11:47'00.666
10	47.354	37.317	1'03.339	1'10.296	3'38.306	145,7	11:50'38.972
11	30.582	23.980	34.970	27.709	1'57.241	198,2	11:52'36.213
12	27.664	22.560	34.769	27.766	1'52.759	226,9	11:54'28.972
13	27.576	22.571	35.031	27.715	1'52.893	228,8	11:56'21.865
14	27.605	22.539	34.983	27.840	1'52.967	<b>229,8</b>	11:58'14.832
15	27.551	22.479	35.051	27.854	1'52.935	228,8	12:00'07.767
16	27.485	22.509	35.118	27.761	1'52.873	227,8	12:02'00.640
Race Time 32'39.651							

52 O. SAVINKOV (1'51.143)							
Lap	Seg.1	Seg.2	Seg.3	Seg.4	Lap Time	km/h	Local Time
1		25.178	38.480	27.787	2'10.217		11:31'31.206
2	27.318	22.147	34.295	27.619	1'51.379	226,9	11:33'22.585
3	<b>27.197</b>	22.219	34.878	27.539	1'51.833	228,8	11:35'14.418
4	27.514	22.292	34.523	27.543	1'51.872	229,8	11:37'06.290
5	27.413	22.004	34.291	27.496	1'51.204	227,4	11:38'57.494
6	27.533	<b>21.977</b>	<b>34.259</b>	<b>27.374</b>	<b>1'51.143</b>	226,9	11:40'48.637
7	27.260	22.044	34.353	27.531	1'51.188	228,3	11:42'39.825
8	27.474	22.397	34.426	40.049	2'04.346	229,8	11:44'44.171
9	35.128	26.128	40.673	38.423	2'20.352	185,9	11:47'04.523
10	48.829	35.981	1'02.938	1'08.123	3'35.871	118,0	11:50'40.394
11	30.102	24.520	35.518	27.604	1'57.744	210,1	11:52'38.138
12	27.669	22.342	34.493	27.675	1'52.179	227,8	11:54'30.317
13	27.557	22.533	35.159	27.862	1'53.111	229,8	11:56'23.428
14	28.052	22.332	34.687	27.766	1'52.837	225,5	11:58'16.265
15	28.277	23.407	35.880	27.776	1'55.340	<b>230,8</b>	12:00'11.605
16					201,9		
Race Time 30'50.616							

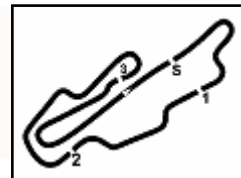
62 E. ROBINSON (1'51.448)							
Lap	Seg.1	Seg.2	Seg.3	Seg.4	Lap Time	km/h	Local Time
1			24.409	36.269	27.651	2'07.281	11:31'28.270
2	27.513	22.925	34.832	27.676	1'52.946	<b>232,3</b>	11:33'21.216
3	27.460	22.778	34.585	27.704	1'52.527	226,9	11:35'13.743
4	27.316	22.177	34.582	<b>27.571</b>	1'51.646	228,8	11:37'05.389

13/07/2024

P = Pits In/Out - C = Lap Time Cancelled







Aut.Int. Mugello 5.245 m

# ACI Racing Weekend Mugello, 13-14 Luglio 2024

## Italian F4 Championship - Chronological Analysis Race 1

Start at 11:29'20.989

**5 / 6**

5	<b>27.160</b>	22.640	34.553	27.617	1'51.970	226,9	11:38'57.359
6	27.950	22.259	34.466	27.620	1'52.295	227,4	11:40'49.654
7	27.210	<b>22.098</b>	34.497	27.643	<b>1'51.448</b>	227,4	11:42'41.102
8	27.471	22.197	<b>34.392</b>	39.521	2'03.581	226,4	11:44'44.683
9	35.949	26.669	39.585	38.291	2'20.494	191,5	11:47'05.177
10	48.698	38.048	1'00.965	1'07.671	3'35.382	115,0	11:50'40.559
11	29.697	25.291	36.293	27.813	1'59.094	207,7	11:52'39.653
12	27.995	22.731	34.872	27.976	1'53.574	227,4	11:54'33.227
13	27.566	22.456	34.789	27.790	1'52.601	229,3	11:56'25.828
14	27.715	22.438	35.065	27.995	1'53.213	231,3	11:58'19.041
15	27.897	22.661	35.340	28.097	1'53.995	229,3	12:00'13.036
16	27.997	22.588	35.049	27.779	1'53.413	229,8	12:02'06.449
Race Time 32'45.460							

73 E. OLIVIERI (1'52.447)							
Lap	Seg.1	Seg.2	Seg.3	Seg.4	Lap Time	km/h	Local Time
1		24.205	35.953	27.529	2'05.584	217,3	11:33'19.432
2	28.217	22.377	34.856	27.409	1'52.859	217,3	11:33'19.432
3	27.585	23.116	<b>34.384</b>	<b>27.362</b>	<b>1'52.447</b>	<b>234,8</b>	11:35'11.879
4	<b>27.354</b>	<b>22.031</b>	34.449			234,3	
Race Time 5'50.890							

64 W. DOBRZANSKI (1'51.807)							
Lap	Seg.1	Seg.2	Seg.3	Seg.4	Lap Time	km/h	Local Time
1		24.650	38.438	27.808	2'10.447		11:31'31.436
2	27.475	22.317	34.532	<b>27.483</b>	<b>1'51.807</b>	231,8	11:33'23.243
3	<b>27.464</b>	22.394	34.663	27.734	1'52.255	230,8	11:35'15.498
4	27.627	22.455	34.594	27.690	1'52.366	<b>232,8</b>	11:37'07.864
5	27.501	22.520	34.626	27.656	1'52.303	231,8	11:39'00.167
6	28.457	22.323	<b>34.348</b>	27.644	1'52.772	231,3	11:40'52.939
7	27.841	<b>22.284</b>	34.920	27.553	1'52.598	231,8	11:42'45.537
8					229,8		
Race Time 13'24.548							

77 E. YEH (1'50.970)							
Lap	Seg.1	Seg.2	Seg.3	Seg.4	Lap Time	km/h	Local Time
1		24.232	35.264	27.468	2'04.714		11:31'25.703
2	27.442	22.662	35.823	27.457	1'53.384	232,8	11:33'19.087
3	27.761	22.545	<b>34.157</b>	<b>27.317</b>	1'51.780	232,8	11:35'10.867
4	27.387	<b>22.061</b>	34.177	<b>27.345</b>	<b>1'50.970</b>	232,3	11:37'01.837
5	27.364	22.158	34.285	27.415	1'51.222	230,3	11:38'53.059
6	<b>27.077</b>	22.108	34.328	27.459	1'50.972	232,3	11:40'44.031
7	27.306	22.173	34.451	27.542	1'51.472	<b>233,3</b>	11:42'35.503
8	27.692	22.273	34.698	39.066	2'03.729	231,8	11:44'39.232
9	35.907	24.587	40.967	40.561	2'22.022	151,7	11:47'01.254
10	47.608	36.947	1'03.423	1'09.303	3'37.281	149,0	11:50'38.535
11	31.538	25.380	35.588	27.521	2'00.027	189,8	11:52'38.562
12	27.624	22.316	34.572	27.561	1'52.073	231,3	11:54'30.635
13	27.598	22.533	35.011	27.749	1'52.891	<b>233,3</b>	11:56'23.526
14	28.505	22.653	34.689	27.444	1'53.291	219,5	11:58'16.817
15	27.818	23.642	35.913	27.452	1'54.825	232,3	12:00'11.642
16						204,9	
Race Time 30'50.653							

70 K. MRAD (1'51.200)							
Lap	Seg.1	Seg.2	Seg.3	Seg.4	Lap Time	km/h	Local Time
1		24.235	36.103	27.648	2'06.518		11:31'27.507
2	27.581	22.728	34.731	27.654	1'52.694	<b>233,3</b>	11:33'20.201
3	27.736	23.034	34.493	27.543	1'52.806	230,3	11:35'13.007
4	<b>27.257</b>	<b>22.121</b>	34.460	27.464	1'51.302	228,3	11:37'04.309
5	27.599	22.373	<b>34.368</b>	27.404	1'51.744	228,8	11:38'56.053
6	27.276	22.128	34.378	27.418	1'51.200	226,9	11:40'47.253
7	27.527	22.247	34.423	27.514	1'51.711	228,3	11:42'38.964
8	27.447	22.381	34.571	38.026	2'02.425	226,4	11:44'41.389
9	35.659	25.908	40.072	40.466	2'22.105	157,2	11:47'03.494
10	48.069	36.278	1'03.196	1'08.486	3'36.029	129,8	11:50'39.523
11	30.118	24.334	35.565	27.511	1'57.528	201,1	11:52'37.051
12	27.607	22.559	34.683	27.571	1'52.420	227,8	11:54'29.471
13	27.565	22.590	35.175	27.585	1'52.915	232,3	11:56'22.386
14	27.517	22.635	35.298	27.790	1'53.240	231,8	11:58'15.626
15	27.704	22.904	35.080	27.617	1'53.305	228,3	12:00'08.931
16	27.925	22.651	35.221	27.762	1'53.559	227,4	12:02'02.490
Race Time 32'41.501							

80 A. POWELL (1'49.772)							
Lap	Seg.1	Seg.2	Seg.3	Seg.4	Lap Time	km/h	Local Time
1		23.000	34.329	27.361	1'59.971		11:31'20.960
2	27.055	22.018	33.937	27.246	1'50.256	<b>234,8</b>	11:33'11.216
3	27.131	21.791	<b>33.676</b>	<b>27.174</b>	<b>1'49.772</b>	233,8	11:35'00.988
4	27.221	21.802	34.007	27.256	1'50.286	233,8	11:36'51.274
5	26.949	21.845	33.935	27.205	1'49.934	231,3	11:38'41.208
6	<b>26.942</b>	21.823	33.906	27.231	1'49.902	231,3	11:40'31.110
7	26.962	21.865	33.945	27.181	1'49.953	231,3	11:42'21.063
8	27.001	<b>21.778</b>	34.046	27.378	1'50.203	231,8	11:44'11.266
9	32.620	31.691	49.112	42.540	2'35.963	204,9	11:46'47.229
10	48.559	38.866	1'06.585	1'13.372	3'47.382	99,4	11:50'34.611
11	29.576	22.891	34.309	27.325	1'54.101	200,4	11:52'28.712
12	27.200	22.161	34.272	27.350	1'50.983	229,3	11:54'19.695
13	27.096	22.156	34.220	27.410	1'50.882	231,3	11:56'10.577
14	27.172	21.997	34.140	27.333	1'50.642	232,3	11:58'01.219
15	27.289	22.028	34.153	27.246	1'50.716	229,8	11:59'51.935
16	27.281	22.187	34.359	27.329	1'51.156	229,8	12:01'43.091
Race Time 32'22.102							

71 M. REHM (1'50.353)							
Lap	Seg.1	Seg.2	Seg.3	Seg.4	Lap Time	km/h	Local Time
1		23.537	34.920	27.424	2'02.469		11:31'23.458
2	27.633	22.769	34.234	27.285	1'51.921	<b>236,3</b>	11:33'15.379
3	27.059	<b>21.857</b>	<b>34.048</b>	27.389	<b>1'50.353</b>	231,8	11:35'05.732
4	<b>27.048</b>	21.951	34.220	<b>27.234</b>	1'50.453	232,3	11:36'56.185
5	27.105	22.024	34.173	27.326	1'50.628	234,8	11:38'46.813
6	27.066	21.861	34.324	27.309	1'50.560	230,3	11:40'37.373
7	27.149	22.001	34.247	27.274	1'50.671	230,8	11:42'28.044
8	27.111	22.008	34.501	28.134	1'51.754	231,8	11:44'19.798
9	32.531	28.759	49.248	41.638	2'32.176	206,5	11:46'51.974
10	49.164	38.003	1'04.902	1'12.530	3'44.599	93,8	11:50'36.573
11	29.564	22.842	35.450	27.451	1'55.307	198,5	11:52'31.880
12	27.990	22.344	34.565	27.382	1'52.281	233,8	11:54'24.161
13	27.866	22.616	34.594	27.374	1'52.450	227,4	11:56'16.611
14	27.582	22.143	34.507	27.401	1'51.633	230,3	11:58'08.244
15	27.166	22.128	34.656	27.503	1'51.453	231,3	11:59'59.697
16	28.093	23.078	34.820	27.793	1'53.784	231,8	12:01'53.481
Race Time 32'32.492							

88 L. HODENIUS (1'50.675)							
Lap	Seg.1	Seg.2	Seg.3	Seg.4	Lap Time	km/h	Local Time
1		24.339	34.983	27.521	2'04.395		11:31'25.384
2	27.417	22.842	35.175	27.348	1'52.782	231,3	11:33'18.166
3	27.179	22.326	<b>34.108</b>	27.368	1'50.981	231,8	11:35'09.147
4	27.211	22.032	34.289	27.328	1'50.860	228,8	11:37'00.007
5	<b>27.110</b>	21.945	34.341	<b>27.279</b>	<b>1'50.675</b>	228,3	11:38'50.682
6	27.134	<b>21.942</b>	34.766	27.366	1'51.208	230,8	11:40'41.890
7	27.190	22.049	34.744	27.416	1'51.399	231,8	11:42'33.289
8	27.325	22.070	34.849	30.835	1'55.079	230,8	11:44'28.368
9	30.582	27.058	48.728	44.098	2'30.466	200,0	11:46'58.834
10	47.189	38.455	1'02.999	1'11.357	3'40.000	117,9	11:50'38.834
11	31.046	25.350	35.420	27.602	1'59.418	195,7	11:52'38.252
12	28.205	22.382	34.685	27.616	1'52.888	212,2	11:54'31.140
13	27.398	22.517	34.863	27.886	1'52.664	230,8	11:56'23.804
14	28.068	22.544	34.559	27.506	1'52.677	231,3	11:58'16.481
15	27.687	22.455	35.175	27.579	1'52.896	<b>233,8</b>	12:00'09.377
16	27.854	22.652	35.152	27.630	1'53.288	228,8	12:02'02.665

13/07/2024

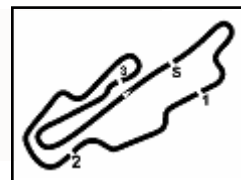
P = Pits In/Out - C = Lap Time Cancelled

Powered by FICr PERUGIA TIMING





5.5



Aut.Int. Mugello 5.245 m

6 / 6

# ACI Racing Weekend Mugello, 13-14 Luglio 2024 Italian F4 Championship - Chronological Analysis Race 1

Start at 11:29'20.989

Race Time 32'41.676

## 92 A. PETROVIC (1'50.871)

Lap	Seg.1	Seg.2	Seg.3	Seg.4	Lap Time	km/h	Local Time
1		24.397	36.103	27.566	2'06.243		11:31'27.232
2	27.656	22.740	34.594	27.672	1'52.662	231,3	11:33'19.894
3	27.240	22.731	34.279	27.451	1'51.701	231,8	11:35'11.595
4	27.302	<b>22.051</b>	<b>34.264</b>	27.453	1'51.070	229,3	11:37'02.665
5	27.203	22.084	34.391	27.414	1'51.092	228,8	11:38'53.757
6	<b>27.087</b>	22.055	34.352	<b>27.377</b>	<b>1'50.871</b>	229,8	11:40'44.628
7	27.205	22.170	34.546	27.507	1'51.428	229,3	11:42'36.056
8	27.448	22.409	34.654	39.673	2'04.184	229,8	11:44'40.240
9	35.432	24.757	41.076	40.476	2'21.741	157,9	11:47'01.981
10	47.702	36.873	1'03.339	1'08.778	3'36.692	146,1	11:50'38.673
11	29.895	22.725	34.649	27.516	1'54.785	202,6	11:52'33.458
12	27.521	23.095	34.877	27.631	1'53.124	232,8	11:54'26.582
13	27.261	22.509	34.895	27.687	1'52.352	233,3	11:56'18.934
14	27.414	22.367	34.933	27.588	1'52.302	234,3	11:58'11.236
15	27.474	22.585	34.726	27.466	1'52.251	<b>235,3</b>	12:00'03.487
16	27.687	22.819	34.990	27.561	1'53.057	232,3	12:01'56.544

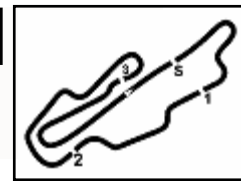
Race Time 32'35.555 + 5.000Pen

13/07/2024

P = Pits In/Out - C = Lap Time Cancelled

Powered by FICr PERUGIA TIMING





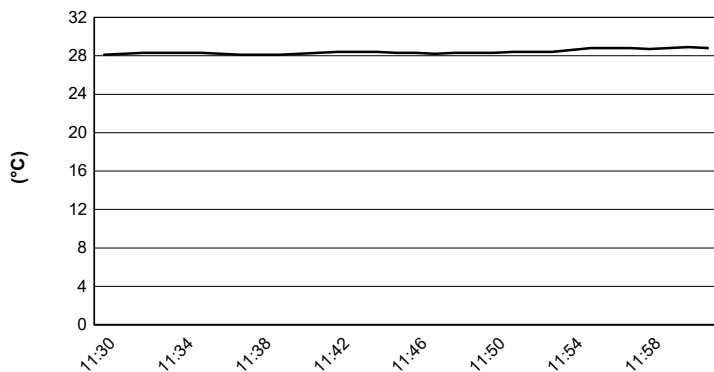
Aut.Int. Mugello 5.245 m

# ACI Racing Weekend Mugello, 13-14 Luglio 2024

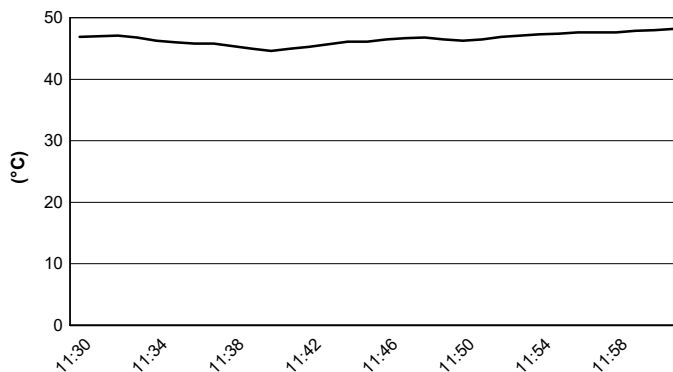
## Italian F4 Championship - Weather Report Race 1

Session started 11:30 - Session ended 12:02

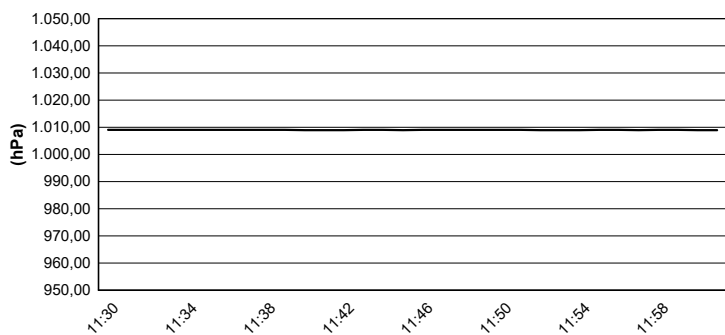
### Air Temperature



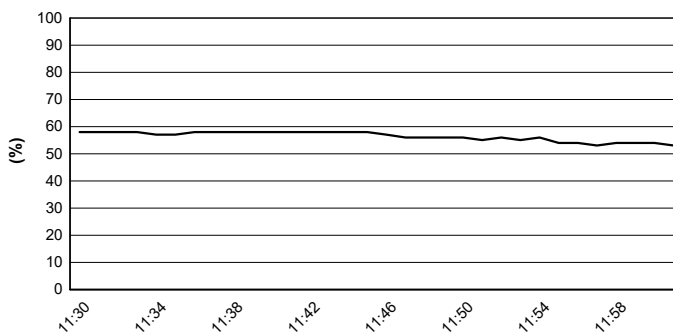
### Track Temperature



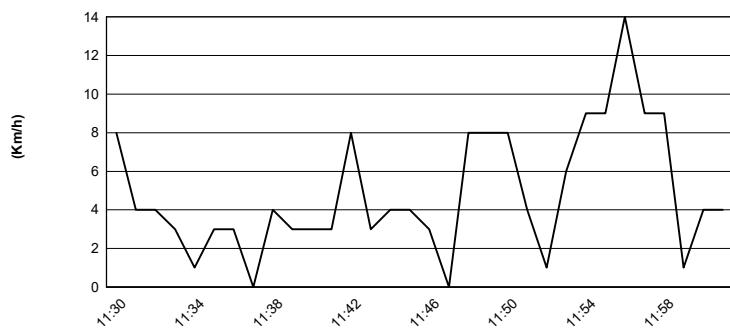
### Air Pressure



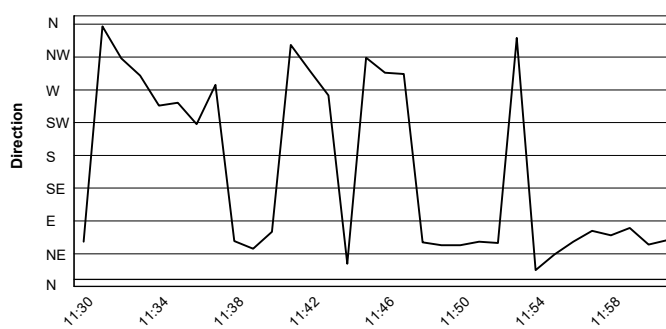
### Humidity



### Wind Speed

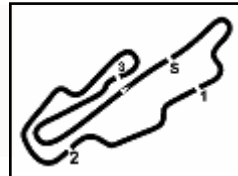


### Wind Direction



13/07/2024





Aut.Int. Mugello 5.245 m

**ACI Racing Weekend Mugello, 13-14 Luglio 2024**
**Italian F4 Championship - Starting Grid - Race 1 (Duration: 30' +1 Lap)**

18	54	<b>HOLGUIN G.</b> Maffi Racing	Tatuus 1'51.498	29	<b>BERREBY N.</b> Maffi Racing	Tatuus 1'53.028
17	9	<b>STACK E.</b> PHM AIX Racing	Tatuus 1'50.147	37	<b>FIorentino F.</b> Cram Motorsport	Tatuus 1'51.148
16	53	<b>ALDEREYAANE O.</b> AKM Motorsport	Tatuus 1'50.198	64	<b>DOBZANSKI W.</b> AS Motorsport	Tatuus 1'50.593
15	52	<b>SAVINKOV O.</b> AKM Motorsport	Tatuus 1'49.819	62	<b>ROBINSON E.</b> AS Motorsport	Tatuus 1'49.937
14	8	<b>KOSTIC A.</b> Van Amersfoort Racing	Tatuus 1'49.520	70	<b>MRAD K.</b> PHM AIX Racing	Tatuus 1'49.771
13	16	<b>LARINI D.</b> PHM AIX Racing	Tatuus 1'49.334	25	<b>WURZ O.</b> Jenzer Motorsport	Tatuus 1'49.452
12	73	<b>OLIVIERI E.</b> AKM Motorsport	Tatuus 1'49.124	92	<b>PETROVIC A.</b> PHM AIX Racing	Tatuus 1'49.256
11	3	<b>POPOV M.</b> PHM AIX Racing	Tatuus 1'49.070	77	<b>YEH E.</b> R-ACE GP	Tatuus 1'49.078
10	21	<b>ISCHER E.</b> Jenzer Motorsport	Tatuus 1'48.869	55	<b>RODELLA A.</b> Van Amersfoort Racing	Tatuus 1'49.068
9	88	<b>HODENIUS L.</b> Van Amersfoort Racing	Tatuus 1'49.052	19	<b>ANURAG K.</b> US Racing	Tatuus 1'49.054
8	10	<b>FERREIRA M.</b> US Racing	Tatuus 1'48.916	12	<b>PRADEL G.</b> US Racing	Tatuus 1'48.938
7	36	<b>JONSSON G.</b> Van Amersfoort Racing	Tatuus 1'48.699	71	<b>REHM M.</b> US Racing	Tatuus 1'48.809
6	50	<b>GOWDA D.</b> Prema Racing	Tatuus 1'48.557	22	<b>FREY E.</b> Jenzer Motorsport	Tatuus 1'48.620
5	11	<b>VIISOREANU L.</b> Real Racing	Tatuus 1'48.502	23	<b>FRANCOT R.</b> Jenzer Motorsport	Tatuus 1'48.503
4	80	<b>POWELL A.</b> Prema Racing	Tatuus 1'48.191	33	<b>STOLCERMANIS T.</b> Prema Racing	Tatuus 1'48.494
3	51	<b>NAKAMURA-BERTA K</b> Prema Racing	Tatuus 1'48.145	14	<b>AL DHAHERI R.</b> Prema Racing	Tatuus 1'48.172
2	27	<b>SLATER F.</b> Prema Racing	Tatuus 1'47.984	6	<b>YAMAKOSHI H.</b> Van Amersfoort Racing	Tatuus 1'48.113
1	31	<b>BOHRA A.</b> US Racing	Tatuus 1'47.837	45	<b>BEETON J.</b> US Racing	Tatuus 1'47.896

The Driver n. 21 (Ischer E.) drops 4 positions for Stewards decision n.15 Vallelunga Round  
The Driver n. 9 (Stack E.) drops 2 positions for Stewards decision n.16 Vallelunga Round

