

ACI Racing Weekend Mugello, 13-14 Luglio 2024

Italian F4 Championship - Results Free Practice 1

Aut.Int. Mugello 5.245 m

1 / 2

No.	Driver	Nat	Entrant	Team	Car	Class	Time	Gap	Rel.	Laps
1	45 BEETON Jack	AUS	US Racing	US Racing	Tatuus F4-T421		1'48.305			11
2	27 SLATER Freddie	GBR	Prema Racing	Prema Racing	Tatuus F4-T421		1'48.307	0.002	0.002	14
3	31 BOHRA Akshay	IND	US Racing	US Racing	Tatuus F4-T421		1'48.347	0.042	0.040	13
4	51 NAKAMURA-BERTA Kean	JPN	Prema Racing	Prema Racing	Tatuus F4-T421	R	1'48.368	0.063	0.021	13
5	33 STOLCERMANIS Tomass	LVA	Prema Racing	Prema Racing	Tatuus F4-T421	R	1'48.598	0.293	0.230	13
6	10 FERREIRA Matheus	BRA	US Racing	US Racing	Tatuus F4-T421		1'48.623	0.318	0.025	14
7	14 AL DHAHERI Rashid	UAE	Prema Racing	Prema Racing	Tatuus F4-T421		1'48.707	0.402	0.084	13
8	80 POWELL Alex	USA	Prema Racing	Prema Racing	Tatuus F4-T421	R	1'48.755	0.450	0.048	9
9	23 FRANCO Reno	NLD	Jenzer Motorsport	Jenzer Motorsport	Tatuus F4-T421		1'48.780	0.475	0.025	13
10	36 JONSSON Gustav	SWE	Van Amersfoort Racing	Van Amersfoort Racing	Tatuus F4-T421		1'48.832	0.527	0.052	13
11	3 POPOV Maksimilian	GRD	PHM AIX Racing	PHM AIX Racing	Tatuus F4-T421	R	1'48.918	0.613	0.086	13
12	6 YAMAKOSHI Hiyu	JPN	Van Amersfoort Racing	Van Amersfoort Racing	Tatuus F4-T421		1'48.926	0.621	0.008	12
13	22 FREY Enea	CHE	Jenzer Motorsport	Jenzer Motorsport	Tatuus F4-T421	R	1'49.031	0.726	0.105	13
14	71 REHM Maxim	DEU	US Racing	US Racing	Tatuus F4-T421	R	1'49.086	0.781	0.055	15
15	12 PRADEL Gianmarco	AUS	US Racing	US Racing	Tatuus F4-T421		1'49.098	0.793	0.012	14
16	21 ISCHER Ethan	CHE	Jenzer Motorsport	Jenzer Motorsport	Tatuus F4-T421		1'49.106	0.801	0.008	12
17	19 ANURAG Kabir	SGP	US Racing	US Racing	Tatuus F4-T421	R	1'49.250	0.945	0.144	10
18	50 GOWDA Dion	IND	Prema Racing	Prema Racing	Tatuus F4-T421		1'49.268	0.963	0.018	7
19	16 LARINI Davide	ITA	PHM AIX Racing	PHM AIX Racing	Tatuus F4-T421		1'49.339	1.034	0.071	13
20	88 HODENIUS Lin	NLD	Van Amersfoort Racing	Van Amersfoort Racing	Tatuus F4-T421		1'49.372	1.067	0.033	14
21	25 WURZ Oscar	AUT	Jenzer Motorsport	Jenzer Motorsport	Tatuus F4-T421	R	1'49.379	1.074	0.007	12
22	73 OLIVIERI Emanuele	ITA	AKM Motorsport	AKM Motorsport	Tatuus F4-T421	R	1'49.392	1.087	0.013	15
23	77 YEH Enzo	CHN	R-ACE GP	R-ACE GP	Tatuus F4-T421	R	1'49.443	1.138	0.051	10
24	7 SAMMALISTO Luka	FIN	R-ACE GP	R-ACE GP	Tatuus F4-T421	R	1'49.449	1.144	0.006	7
25	55 RODELLA Alvise	ITA	Van Amersfoort Racing	Van Amersfoort Racing	Tatuus F4-T421		1'49.475	1.170	0.026	12
26	70 MRAD Kamal	AUS	PHM AIX Racing	PHM AIX Racing	Tatuus F4-T421	R	1'49.570	1.265	0.095	14
27	8 KOSTIC Andrija	SRB	Van Amersfoort Racing	Van Amersfoort Racing	Tatuus F4-T421	R	1'49.609	1.304	0.039	10
28	52 SAVINKOV Oleksandr	UKR	AKM Motorsport	AKM Motorsport	Tatuus F4-T421	R	1'49.860	1.555	0.251	14
29	92 PETROVIC Andrej	SRB	PHM AIX Racing	PHM AIX Racing	Tatuus F4-T421	R	1'49.875	1.570	0.015	13
30	11 VIISOREANU Luca	ROU	Real Racing	Real Racing	Tatuus F4-T421	R	1'49.931	1.626	0.056	14
31	62 ROBINSON Edward	ESP	AS Motorsport	AS Motorsport	Tatuus F4-T421	R	1'50.356	2.051	0.425	14
32	9 STACK Everett	USA	PHM AIX Racing	PHM AIX Racing	Tatuus F4-T421		1'50.413	2.108	0.057	7
33	53 ALDEREYAANE Omar	SAU	AKM Motorsport	AKM Motorsport	Tatuus F4-T421	R	1'50.805	2.500	0.392	15
34	37 FIORENTINO Filippo	BRA	Cram Motorsport	Cram Motorsport	Tatuus F4-T421	R	1'51.097	2.792	0.292	15
35	54 HOLGUIN Gabriel	VEN	Maffi Racing	Maffi Racing	Tatuus F4-T421	R	1'51.744	3.439	0.647	13
36	64 DOBRZANSKI Wiktor	POL	AS Motorsport	AS Motorsport	Tatuus F4-T421		1'52.029	3.724	0.285	11
37	29 BERREBY Nathanael	CHE	Maffi Racing	Maffi Racing	Tatuus F4-T421	R	2'05.198	16.893	13.169	10

Humidity:	72%	AIR	23°C
Condition:	DRY	Track	26°C

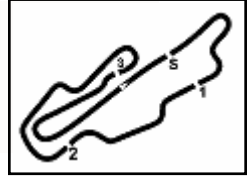
Clerk of the Course : Antonio Canu

Race Director : Alessandro Ferrari

12/07/2024	Start 08:30	End 09:12
------------	----------------	--------------

Powered by FICr PERUGIA TIMING





ACI Racing Weekend Mugello, 13-14 Luglio 2024

Italian F4 Championship - Results Free Practice 1

 Aut.Int. Mugello 5.245 m
 2 / 2

Penalty and Infringement

08.49 FCY
 08.57 Fine FCY - Green Flag

Fastest Laps Sequence

No.	Entrant	Nat	Team	Car	Local Time	Time	Gap	Avg
62	E. ROBINSON	ESP	AS Motorsport	Tatuus F4-T421	08:37'24.172	1'54.118		165,460
10	M. FERREIRA	BRA	US Racing	Tatuus F4-T421	08:38'45.360	1'50.576	-3.542	170,760
31	A. BOHRA	IND	US Racing	Tatuus F4-T421	08:39'08.873	1'50.573	-0.003	170,765
31	A. BOHRA	IND	US Racing	Tatuus F4-T421	08:40'58.015	1'49.142	-1.431	173,004
6	H. YAMAKOSHI	JPN	Van Amersfoort Racing	Tatuus F4-T421	08:44'15.907	1'49.138	-0.004	173,010
10	M. FERREIRA	BRA	US Racing	Tatuus F4-T421	08:44'17.151	1'48.623	-0.515	173,831
31	A. BOHRA	IND	US Racing	Tatuus F4-T421	08:44'41.087	1'48.359	-0.264	174,254
45	J. BEETON	AUS	US Racing	Tatuus F4-T421	08:46'33.437	1'48.305	-0.054	174,341

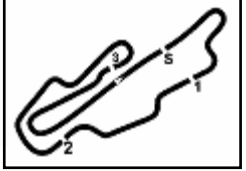
Clerk of the Course : Antonio Canu

Race Director : Alessandro Ferrari

12/07/2024 Start 08:30 End 09:12

Powered by FICr PERUGIA TIMING





ACI Racing Weekend Mugello, 13-14 Luglio 2024

Italian F4 Championship - Best Sectors & Speed Free Practice 1

BEST LAP

1	45 BEETON Jack	Tatuus F4-T421	1'48.305
2	27 SLATER Freddie	Tatuus F4-T421	1'48.307
3	31 BOHRA Akshay	Tatuus F4-T421	1'48.347
4	51 NAKAMURA-BERTA Kean	Tatuus F4-T421	1'48.368
5	33 STOLCERMANIS Tomass	Tatuus F4-T421	1'48.598
6	10 FERREIRA Matheus	Tatuus F4-T421	1'48.623
7	14 AL DHAHERI Rashid	Tatuus F4-T421	1'48.707
8	80 POWELL Alex	Tatuus F4-T421	1'48.755
9	23 FRANCO Reno	Tatuus F4-T421	1'48.780
10	36 JONSSON Gustav	Tatuus F4-T421	1'48.832
11	3 POPOV Maksimilian	Tatuus F4-T421	1'48.918
12	6 YAMAKOSHI Hiyu	Tatuus F4-T421	1'48.926
13	22 FREY Enea	Tatuus F4-T421	1'49.031
14	71 REHM Maxim	Tatuus F4-T421	1'49.086
15	12 PRADEL Gianmarco	Tatuus F4-T421	1'49.098
16	21 ISCHER Ethan	Tatuus F4-T421	1'49.106
17	19 ANURAG Kabir	Tatuus F4-T421	1'49.250
18	50 GOWDA Dion	Tatuus F4-T421	1'49.268
19	16 LARINI Davide	Tatuus F4-T421	1'49.339
20	88 HODENIUS Lin	Tatuus F4-T421	1'49.372
21	25 WURZ Oscar	Tatuus F4-T421	1'49.379
22	73 OLIVIERI Emanuele	Tatuus F4-T421	1'49.392
23	77 YEH Enzo	Tatuus F4-T421	1'49.443
24	7 SAMMALISTO Luka	Tatuus F4-T421	1'49.449
25	55 RODELLA Alvisè	Tatuus F4-T421	1'49.475
26	70 MRAD Kamal	Tatuus F4-T421	1'49.570
27	8 KOSTIC Andrija	Tatuus F4-T421	1'49.609
28	52 SAVINKOV O Aleksandr	Tatuus F4-T421	1'49.860
29	92 PETROVIC Andrej	Tatuus F4-T421	1'49.875
30	11 VIISOREANU Luca	Tatuus F4-T421	1'49.931
31	62 ROBINSON Edward	Tatuus F4-T421	1'50.356
32	9 STACK Everett	Tatuus F4-T421	1'50.413
33	53 ALDEREYAANE Omar	Tatuus F4-T421	1'50.805
34	37 FIORENTINO Filippo	Tatuus F4-T421	1'51.097
35	54 HOLGUIN Gabriel	Tatuus F4-T421	1'51.744
36	64 DOBRZANSKI Wiktor	Tatuus F4-T421	1'52.029
37	29 BERREBY Nathanael	Tatuus F4-T421	2'05.198

SPEED

1	21 ISCHER Ethan	Tatuus F4-T421	234,8
2	6 YAMAKOSHI Hiyu	Tatuus F4-T421	234,8
3	22 FREY Enea	Tatuus F4-T421	233,8
4	36 JONSSON Gustav	Tatuus F4-T421	233,8
5	11 VIISOREANU Luca	Tatuus F4-T421	232,3
6	7 SAMMALISTO Luka	Tatuus F4-T421	232,3
7	10 FERREIRA Matheus	Tatuus F4-T421	231,8
8	3 POPOV Maksimilian	Tatuus F4-T421	231,8
9	80 POWELL Alex	Tatuus F4-T421	230,8
10	51 NAKAMURA-BERTA Kean	Tatuus F4-T421	229,8
11	33 STOLCERMANIS Tomass	Tatuus F4-T421	229,8
12	31 BOHRA Akshay	Tatuus F4-T421	229,8
13	53 ALDEREYAANE Omar	Tatuus F4-T421	229,8
14	62 ROBINSON Edward	Tatuus F4-T421	229,3
15	45 BEETON Jack	Tatuus F4-T421	229,3
16	73 OLIVIERI Emanuele	Tatuus F4-T421	228,8
17	12 PRADEL Gianmarco	Tatuus F4-T421	228,8
18	23 FRANCO Reno	Tatuus F4-T421	228,8
19	71 REHM Maxim	Tatuus F4-T421	228,8
20	9 STACK Everett	Tatuus F4-T421	228,3
21	14 AL DHAHERI Rashid	Tatuus F4-T421	228,3
22	64 DOBRZANSKI Wiktor	Tatuus F4-T421	228,3
23	8 KOSTIC Andrija	Tatuus F4-T421	228,3
24	16 LARINI Davide	Tatuus F4-T421	227,8
25	77 YEH Enzo	Tatuus F4-T421	227,8
26	37 FIORENTINO Filippo	Tatuus F4-T421	227,8
27	25 WURZ Oscar	Tatuus F4-T421	227,8
28	55 RODELLA Alvisè	Tatuus F4-T421	227,8
29	27 SLATER Freddie	Tatuus F4-T421	227,8
30	70 MRAD Kamal	Tatuus F4-T421	227,4
31	92 PETROVIC Andrej	Tatuus F4-T421	226,9
32	52 SAVINKOV O Aleksandr	Tatuus F4-T421	226,9
33	88 HODENIUS Lin	Tatuus F4-T421	226,9
34	54 HOLGUIN Gabriel	Tatuus F4-T421	226,9
35	19 ANURAG Kabir	Tatuus F4-T421	225,9
36	50 GOWDA Dion	Tatuus F4-T421	225,5
37	29 BERREBY Nathanael	Tatuus F4-T421	222,2

SEG. 1

1	45 BEETON Jack	26.582
2	31 BOHRA Akshay	26.590
3	27 SLATER Freddie	26.592
4	33 STOLCERMANIS Tomas	26.635
5	6 YAMAKOSHI Hiyu	26.644
6	51 NAKAMURA-BERTA Ke	26.650
7	22 FREY Enea	26.696
8	10 FERREIRA Matheus	26.708
9	36 JONSSON Gustav	26.711
10	14 AL DHAHERI Rashid	26.715
11	80 POWELL Alex	26.718
12	21 ISCHER Ethan	26.722
13	23 FRANCO Reno	26.737
14	3 POPOV Maksimilian	26.764
15	71 REHM Maxim	26.780
16	12 PRADEL Gianmarco	26.785
17	19 ANURAG Kabir	26.807
18	73 OLIVIERI Emanuele	26.898
19	55 RODELLA Alvisè	26.900
20	7 SAMMALISTO Luka	26.902
21	77 YEH Enzo	26.918
22	8 KOSTIC Andrija	26.922
23	50 GOWDA Dion	26.926
24	88 HODENIUS Lin	26.940
25	16 LARINI Davide	26.946
26	70 MRAD Kamal	26.949
27	25 WURZ Oscar	26.955
28	11 VIISOREANU Luca	26.988
29	92 PETROVIC Andrej	27.008
30	9 STACK Everett	27.071
31	52 SAVINKOV O Aleksandr	27.092
32	62 ROBINSON Edward	27.157
33	64 DOBRZANSKI Wiktor	27.236
34	53 ALDEREYAANE Omar	27.246
35	54 HOLGUIN Gabriel	27.322
36	37 FIORENTINO Filippo	27.362
37	29 BERREBY Nathanael	28.735

SEG. 2

1	51 NAKAMURA-BERTA Ke	21.276
2	31 BOHRA Akshay	21.309
3	45 BEETON Jack	21.385
4	27 SLATER Freddie	21.464
5	3 POPOV Maksimilian	21.489
6	10 FERREIRA Matheus	21.506
7	71 REHM Maxim	21.516
8	14 AL DHAHERI Rashid	21.522
9	33 STOLCERMANIS Tomas	21.529
10	22 FREY Enea	21.529
11	88 HODENIUS Lin	21.539
12	80 POWELL Alex	21.559
13	55 RODELLA Alvisè	21.571
14	12 PRADEL Gianmarco	21.591
15	36 JONSSON Gustav	21.594
16	23 FRANCO Reno	21.612
17	6 YAMAKOSHI Hiyu	21.636
18	21 ISCHER Ethan	21.638
19	50 GOWDA Dion	21.650
20	70 MRAD Kamal	21.650
21	19 ANURAG Kabir	21.658
22	92 PETROVIC Andrej	21.662
23	16 LARINI Davide	21.666
24	8 KOSTIC Andrija	21.687
25	73 OLIVIERI Emanuele	21.703
26	7 SAMMALISTO Luka	21.723
27	52 SAVINKOV O Aleksandr	21.739
28	77 YEH Enzo	21.747
29	25 WURZ Oscar	21.749
30	11 VIISOREANU Luca	21.810
31	9 STACK Everett	21.812
32	62 ROBINSON Edward	21.824
33	53 ALDEREYAANE Omar	21.902
34	37 FIORENTINO Filippo	22.157
35	54 HOLGUIN Gabriel	22.276
36	64 DOBRZANSKI Wiktor	22.489
37	29 BERREBY Nathanael	24.924

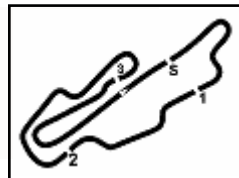
SEG. 3

1	45 BEETON Jack	33.130
2	27 SLATER Freddie	33.192
3	51 NAKAMURA-BERTA Ke	33.201
4	23 FRANCO Reno	33.276
5	80 POWELL Alex	33.286
6	7 SAMMALISTO Luka	33.294
7	10 FERREIRA Matheus	33.303
8	33 STOLCERMANIS Tomas	33.303
9	31 BOHRA Akshay	33.316
10	14 AL DHAHERI Rashid	33.319
11	21 ISCHER Ethan	33.321
12	36 JONSSON Gustav	33.361
13	6 YAMAKOSHI Hiyu	33.390
14	25 WURZ Oscar	33.400
15	50 GOWDA Dion	33.403
16	55 RODELLA Alvisè	33.447
17	3 POPOV Maksimilian	33.449
18	22 FREY Enea	33.463
19	77 YEH Enzo	33.483
20	16 LARINI Davide	33.497
21	88 HODENIUS Lin	33.513
22	19 ANURAG Kabir	33.528
23	73 OLIVIERI Emanuele	33.540
24	70 MRAD Kamal	33.543
25	12 PRADEL Gianmarco	33.567
26	8 KOSTIC Andrija	33.647
27	52 SAVINKOV O Aleksandr	33.650
28	71 REHM Maxim	33.661
29	92 PETROVIC Andrej	33.676
30	62 ROBINSON Edward	33.846
31	11 VIISOREANU Luca	33.859
32	9 STACK Everett	33.894
33	37 FIORENTINO Filippo	33.969
34	53 ALDEREYAANE Omar	34.007
35	64 DOBRZANSKI Wiktor	34.189
36	54 HOLGUIN Gabriel	34.426
37	29 BERREBY Nathanael	37.810

SEG. 4

1	31 BOHRA Akshay	26.911
2	10 FERREIRA Matheus	26.931
3	6 YAMAKOSHI Hiyu	26.935
4	36 JONSSON Gustav	26.951
5	27 SLATER Freddie	26.962
6	51 NAKAMURA-BERTA Ke	26.964
7	45 BEETON Jack	26.973
8	21 ISCHER Ethan	26.983
9	14 AL DHAHERI Rashid	27.050
10	12 PRADEL Gianmarco	27.081
11	73 OLIVIERI Emanuele	27.086
12	23 FRANCO Reno	27.096
13	71 REHM Maxim	27.104
14	3 POPOV Maksimilian	27.105
15	33 STOLCERMANIS Tomas	27.107
16	22 FREY Enea	27.134
17	80 POWELL Alex	27.139
18	25 WURZ Oscar	27.178
19	55 RODELLA Alvisè	27.184
20	16 LARINI Davide	27.189
21	50 GOWDA Dion	27.198
22	19 ANURAG Kabir	27.202
23	70 MRAD Kamal	27.226
24	88 HODENIUS Lin	27.248
25	8 KOSTIC Andrija	27.251
26	11 VIISOREANU Luca	27.274
27	92 PETROVIC Andrej	27.274
28	77 YEH Enzo	27.280
29	52 SAVINKOV O Aleksandr	27.285
30	62 ROBINSON Edward	27.331
31	53 ALDEREYAANE Omar	27.358
32	7 SAMMALISTO Luka	27.395
33	54 HOLGUIN Gabriel	27.546
34	37 FIORENTINO Filippo	27.556
35	9 STACK Everett	27.577
36	64 DOBRZANSKI Wiktor	27.613
37	29 BERREBY Nathanael	29.206





ACI Racing Weekend Mugello, 13-14 Luglio 2024

Italian F4 Championship - Ideal Time Free Practice 1

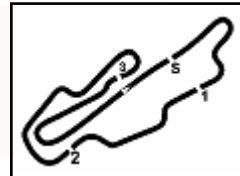
 Aut.Int. Mugello 5.245 m
1 / 2

No. Driver	Car	Seg. 1 Diff. 1	Seg. 2 Diff. 2	Seg. 3 Diff. 3	Seg. 4 Diff. 4	Ideal Time		
						Best Lap	Pos.	Diff.
1 45 BEETON J. (AUS)	Tatuus F4-T421	26.582 +0.081	21.385	33.130 +0.106	26.973 +0.048	1'48.070 1'48.305	1	0.235
2 51 NAKAMURA-BERTA K.	Tatuus F4-T421	26.650	21.276	33.201	26.964 +0.277	1'48.091 1'48.368	4	0.277
3 31 BOHRA A. (IND)	Tatuus F4-T421	26.590	21.309 +0.152	33.316 +0.021	26.911 +0.048	1'48.126 1'48.347	3	0.221
4 27 SLATER F. (GBR)	Tatuus F4-T421	26.592	21.464	33.192	26.962 +0.097	1'48.210 1'48.307	2	0.097
5 10 FERREIRA M. (BRA)	Tatuus F4-T421	26.708 +0.107	21.506 +0.060	33.303	26.931 +0.008	1'48.448 1'48.623	6	0.175
6 33 STOLCERMANIS T. (LVA)	Tatuus F4-T421	26.635	21.529 +0.024	33.303	27.107	1'48.574 1'48.598	5	0.024
7 6 YAMAKOSHI H. (JPN)	Tatuus F4-T421	26.644 +0.114	21.636 +0.060	33.390 +0.147	26.935	1'48.605 1'48.926	12	0.321
8 14 AL DHAHERI R. (UAE)	Tatuus F4-T421	26.715	21.522	33.319 +0.101	27.050	1'48.606 1'48.707	7	0.101
9 36 JONSSON G. (SWE)	Tatuus F4-T421	26.711	21.594	33.361 +0.215	26.951	1'48.617 1'48.832	10	0.215
10 21 ISCHER E. (CHE)	Tatuus F4-T421	26.722	21.638	33.321 +0.442	26.983	1'48.664 1'49.106	16	0.442
11 80 POWELL A. (USA)	Tatuus F4-T421	26.718 +0.053	21.559	33.286	27.139	1'48.702 1'48.755	8	0.053
12 23 FRANCOT R. (NLD)	Tatuus F4-T421	26.737	21.612	33.276	27.096 +0.059	1'48.721 1'48.780	9	0.059
13 3 POPOV M. (GRD)	Tatuus F4-T421	26.764	21.489 +0.103	33.449 +0.008	27.105	1'48.807 1'48.918	11	0.111
14 22 FREY E. (CHE)	Tatuus F4-T421	26.696 +0.043	21.529 +0.166	33.463	27.134	1'48.822 1'49.031	13	0.209
15 12 PRADEL G. (AUS)	Tatuus F4-T421	26.785 +0.069	21.591 +0.005	33.567	27.081	1'49.024 1'49.098	15	0.074
16 71 REHM M. (DEU)	Tatuus F4-T421	26.780	21.516	33.661 +0.025	27.104	1'49.061 1'49.086	14	0.025
17 55 RODELLA A. (ITA)	Tatuus F4-T421	26.900 +0.108	21.571	33.447 +0.116	27.184 +0.149	1'49.102 1'49.475	25	0.373
18 50 GOWDA D. (IND)	Tatuus F4-T421	26.926	21.650 +0.091	33.403	27.198	1'49.177 1'49.268	18	0.091
19 19 ANURAG K. (SGP)	Tatuus F4-T421	26.807 +0.055	21.658	33.528	27.202	1'49.195 1'49.250	17	0.055
20 73 OLIVIERI E. (ITA)	Tatuus F4-T421	26.898 +0.077	21.703	33.540 +0.039	27.086 +0.049	1'49.227 1'49.392	22	0.165
21 88 HODENIUS L. (NLD)	Tatuus F4-T421	26.940	21.539 +0.132	33.513	27.248	1'49.240 1'49.372	20	0.132
22 25 WURZ O. (AUT)	Tatuus F4-T421	26.955	21.749	33.400 +0.012	27.178 +0.085	1'49.282 1'49.379	21	0.097
23 16 LARINI D. (ITA)	Tatuus F4-T421	26.946 +0.008	21.666 +0.007	33.497	27.189 +0.026	1'49.298 1'49.339	19	0.041
24 7 SAMMALISTO L. (FIN)	Tatuus F4-T421	26.902 +0.057	21.723	33.294	27.395 +0.078	1'49.314 1'49.449	24	0.135
25 70 MRAD K. (AUS)	Tatuus F4-T421	26.949	21.650 +0.134	33.543	27.226 +0.068	1'49.368 1'49.570	26	0.202
26 77 YEH E. (CHN)	Tatuus F4-T421	26.918	21.747 +0.011	33.483 +0.004	27.280	1'49.428 1'49.443	23	0.015
27 8 KOSTIC A. (SRB)	Tatuus F4-T421	26.922	21.687	33.647 +0.102	27.251	1'49.507 1'49.609	27	0.102
28 92 PETROVIC A. (SRB)	Tatuus F4-T421	27.008 +0.003	21.662 +0.222	33.676	27.274 +0.030	1'49.620 1'49.875	29	0.255
29 52 SAVINKOV O. (UKR)	Tatuus F4-T421	27.092 +0.005	21.739 +0.089	33.650	27.285	1'49.766 1'49.860	28	0.094
30 11 VIISOREANU L. (ROU)	Tatuus F4-T421	26.988	21.810	33.859	27.274	1'49.931 1'49.931	30	
31 62 ROBINSON E. (ESP)	Tatuus F4-T421	27.157 +0.049	21.824 +0.149	33.846	27.331	1'50.158 1'50.356	31	0.198
32 9 STACK E. (USA)	Tatuus F4-T421	27.071 +0.030	21.812	33.894 +0.029	27.577	1'50.354 1'50.413	32	0.059
33 53 ALDEREYAANE O. (SAU)	Tatuus F4-T421	27.246 +0.122	21.902 +0.037	34.007 +0.133	27.358	1'50.513 1'50.805	33	0.292

12/07/2024

Powered by FICr PERUGIA TIMING





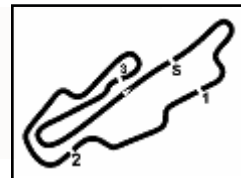
ACI Racing Weekend Mugello, 13-14 Luglio 2024

Italian F4 Championship - Ideal Time Free Practice 1

 Aut.Int. Mugello 5.245 m
2 / 2

No. Driver	Car	Seg. 1	Seg. 2	Seg. 3	Seg. 4	Ideal Time			
		Diff. 1	Diff. 2	Diff. 3	Diff. 4	Best Lap	Pos.	Diff.	
34	37 FIORENTINO F. (BRA)	Tatuus F4-T421	27.362	22.157	33.969 +0.053	27.556	1'51.044 1'51.097	34	0.053
35	64 DOBRZANSKI W. (POL)	Tatuus F4-T421	27.236 +0.117	22.489 +0.248	34.189	27.613 +0.137	1'51.527 1'52.029	36	0.502
36	54 HOLGUIN G. (VEN)	Tatuus F4-T421	27.322	22.276 +0.092	34.426 +0.051	27.546 +0.031	1'51.570 1'51.744	35	0.174
37	29 BERREBY N. (CHE)	Tatuus F4-T421	28.735 +1.328	24.924 +2.370	37.810 +0.744	29.206 +0.081	2'00.675 2'05.198	37	4.523
Overall Ideal Time			26.582	21.276	33.130	26.911	1'47.899		





Aut.Int. Mugello 5.245 m

1 / 5

ACI Racing Weekend Mugello, 13-14 Luglio 2024

Italian F4 Championship - Chronological Analysis Free Practice 1

3 M. POPOV (1'48.918)

Lap	Seg.1	Seg.2	Seg.3	Seg.4	Lap Time	km/h	Local Time
1							
2	47.202	27.376	41.395	5'16.636	7'12.609P	110,1	8:37'46.526
3	53.752	26.782	41.275	29.714	2'31.523P	155,0	8:40'18.049
4	29.603	25.307	37.563	28.391	2'00.864	217,3	8:42'18.913
5	27.007	22.033	33.449	27.293	1'49.782	226,9	8:44'08.695
6	26.881	21.489	33.542	27.153	1'49.065	227,8	8:45'57.760
7	26.764	21.592	33.457	27.105	1'48.918	228,8	8:47'46.678
8	29.480	28.249	1'42.733	8'05.764	10'46.226P	227,8	8:58'32.904
9	1'41.829	23.167	38.226	27.745	3'10.967P	152,8	9:01'43.871
10	26.954	21.748	33.610	27.107	1'49.419	228,8	9:03'33.290
11	26.975	21.791	34.080	27.229	1'50.075	230,8	9:05'23.365
12	26.897	21.622	34.400	27.262	1'50.181	231,8	9:07'13.546
13	26.990	21.749	37.360	27.606	1'53.705	227,8	9:09'07.251
14	27.078	21.672	33.989	27.215	1'49.954	229,3	9:10'57.205

1										
2	46.279				27.742	41.228	4'30.285	6'25.534P	117,4	8:37'00.753
3	38.296				26.189	38.565	28.445	2'11.495P	130,4	8:39'12.248
4	29.121				23.395	40.038	27.969	2'00.523	203,0	8:41'12.771
5	27.249				22.369	33.940	27.706	1'51.264	228,3	8:43'04.035
6	27.071				22.039	33.894	27.593	1'50.597	225,9	8:44'54.632
7	27.101				21.812	33.923	27.577	1'50.413	225,5	8:46'45.045
8	27.244				21.871	10'07.961	4'23.559	15'20.635P	227,8	9:02'05.680

10 M. FERREIRA (1'48.623)

Lap	Seg.1	Seg.2	Seg.3	Seg.4	Lap Time	km/h	Local Time
1							
2	43.370	24.547	38.951	2'48.128	4'34.996P	156,3	8:34'54.246
3	34.769	23.088	34.660	28.021	2'00.538P	163,1	8:36'54.784
4	27.610	22.071	33.572	27.323	1'50.576	217,7	8:38'45.360
5	26.832	22.259	34.454	27.165	1'50.710	226,4	8:40'36.070
6	27.203	22.345	35.445	27.465	1'52.458	230,3	8:42'28.528
7	26.815	21.566	33.303	26.939	1'48.623	228,3	8:44'17.151
8	26.726	21.506	33.708	8'03.002	9'24.942P	230,3	8:53'42.093
9	1'30.448				3'51.941P	49,8	8:57'34.034
10	37.025	22.673	34.440	27.773	2'01.911P	115,5	8:59'35.945
11	26.909	21.732	33.529	26.931	1'49.101	230,3	9:01'25.046
12	26.708	21.780	33.507	27.526	1'49.521	231,3	9:03'14.567
13	26.755	21.703	33.643	27.066	1'49.167	231,8	9:05'03.734
14	26.875	25.148	40.330	27.315	1'59.668	231,3	9:07'03.402
15	26.984	21.696	33.882	54.658	2'17.220P	228,3	9:09'20.622

11 L. VIISOREANU (1'49.931)

Lap	Seg.1	Seg.2	Seg.3	Seg.4	Lap Time	km/h	Local Time
1							
2	44.203	26.146	37.928	3'56.954	5'45.231P	139,7	8:36'12.393
3	36.681	23.525	35.385	28.172	2'03.763P	157,9	8:38'16.156
4	27.645	22.745	34.461	27.544	1'52.395	224,1	8:40'08.551
5	27.220	22.028	34.432	28.242	1'51.922	226,4	8:42'00.473
6	27.116	22.278	34.278	27.326	1'50.998	232,3	8:43'51.471
7	26.988	21.810	33.859	27.274	1'49.931	227,4	8:45'41.402
8	27.009	21.945	34.270	27.433	1'50.657	229,3	8:47'32.059
9	27.065	22.177	45.400	8'54.412	10'29.054P	226,9	8:58'01.113
10	37.580	22.557	34.699	27.759	2'02.595P	159,3	9:00'03.708
11	27.245	22.028	33.933	27.373	1'50.579	225,5	9:01'54.287
12	27.587	22.060	35.426	27.441	1'52.514	227,4	9:03'46.801
13	27.293	21.996	34.379	27.509	1'51.177	226,4	9:05'37.978
14	27.384	22.094	34.313	27.410	1'51.201	226,4	9:07'29.179
15	27.550	22.201	34.636	27.470	1'51.857	229,3	9:09'21.036
16	27.414	22.343	34.618			226,4	

7 L. SAMMALISTO (1'49.449)

Lap	Seg.1	Seg.2	Seg.3	Seg.4	Lap Time	km/h	Local Time
1		28.018	40.941	1'05.060		155,4	
2					2'43.824P		8:35'52.308
3	37.841	23.766	36.425	28.301	2'06.333P	160,7	8:37'58.641
4	28.107	22.669	36.231	28.944	1'55.951	217,3	8:39'54.592
5	27.526	22.347	40.100	33.000	2'02.973	227,4	8:41'57.565
6	27.354	22.137	33.795	27.395	1'50.681	226,4	8:43'48.246
7	27.498	22.252	34.175	27.549	1'51.474	232,3	8:45'39.720
8	26.959	21.723	33.294	27.473	1'49.449	226,9	8:47'29.169
9	26.902	22.475			226,9		

8 A. KOSTIC (1'49.609)

Lap	Seg.1	Seg.2	Seg.3	Seg.4	Lap Time	km/h	Local Time
1							
2	7'52.043	31.111	40.813	3'00.072	12'04.039P	152,5	8:45'34.401
3	37.752	25.116	39.071	28.779	2'10.718P	153,0	8:47'45.119
4	28.661	28.210	1'35.282	7'04.529	9'36.682P	212,2	8:57'21.801
5	38.331	23.320	35.494	27.922	2'05.067P	100,0	8:59'26.868
6	27.389	22.133	34.044	27.635	1'51.201	224,1	9:01'18.069
7	26.958	21.786	33.647	27.343	1'49.734	226,9	9:03'07.803
8	26.922	21.687	33.749	27.251	1'49.609	226,4	9:04'57.412
9	31.382	32.250	39.084	28.882	2'11.598	188,2	9:07'09.010
10	27.154	22.013	33.730	27.303	1'50.200	228,3	9:08'59.210
11	28.244	25.112	35.416	27.653	1'56.425	227,8	9:10'55.635

12 G. PRADEL (1'49.098)

Lap	Seg.1	Seg.2	Seg.3	Seg.4	Lap Time	km/h	Local Time
1							
2	43.794	24.829	38.839	3'37.629	5'25.091P	150,6	8:35'43.372
3	35.670	22.937	35.482	28.144	2'02.233P	157,4	8:37'45.605
4	28.128	22.607	37.510	27.766	1'56.011	222,2	8:39'41.616
5	27.342	21.857	33.763	27.413	1'50.375	223,1	8:41'31.991
6	26.951	21.721	33.637	27.219	1'49.528	225,0	8:43'21.519
7	26.835	21.663	33.636	27.212	1'49.346	226,9	8:45'10.865
8	26.906	21.591	33.630	27.176	1'49.303	226,4	8:47'00.168
9	26.949	21.922	40.192	7'33.623	9'02.686P	227,8	8:56'02.854
10	1'22.503	27.824	34.950	27.656	2'52.933P	53,3	8:58'55.787
11	27.144	21.667	33.669	27.135	1'49.615	224,5	9:00'45.402
12	26.854	21.596	33.567	27.081	1'49.098	227,8	9:02'34.500
13	26.785	21.641	33.574	27.120	1'49.120	228,3	9:04'23.620
14	26.810	21.615	33.813	27.157	1'49.395	228,3	9:06'13.015
15	26.924	21.611	33.896	4'21.396	5'43.827P	228,8	9:11'56.842

9 E. STACK (1'50.413)

Lap	Seg.1	Seg.2	Seg.3	Seg.4	Lap Time	km/h	Local Time
-----	-------	-------	-------	-------	----------	------	------------

12/07/2024

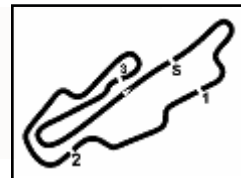
P = Pits In/Out - C = Lap Time Cancelled

Powered by FICr PERUGIA TIMING





1.4



Aut.Int. Mugello 5.245 m

2 / 5

ACI Racing Weekend Mugello, 13-14 Luglio 2024 Italian F4 Championship - Chronological Analysis Free Practice 1

14 R. AL DHAHERI (1'48.707)

Lap	Seg.1	Seg.2	Seg.3	Seg.4	Lap Time	km/h	Local Time
1							
2	43.920	28.038	40.121	4'56.488	6'48.567P	145,0	8:37'31.986
3	37.849	26.673	38.380	30.508	2'13.410P	155,8	8:39'45.396
4	29.642	25.175	42.179	29.523	2'06.519	219,1	8:41'51.915
5	27.157	21.917	33.564	27.230	1'49.868	226,9	8:43'41.783
6	26.811	21.771	33.652	27.995	1'50.229	228,3	8:45'32.012
7	26.755	21.584	33.379	27.114	1'48.832	226,4	8:47'20.844
8	30.941	27.004	1'00.068	7'18.400	9'16.413P	219,5	8:56'37.257
9	1'07.431	24.078	41.282	29.464	2'42.255P	56,6	8:59'19.512
10	27.051	21.793	33.377	27.124	1'49.345	223,6	9:01'08.857
11	26.715	21.522	33.420	27.050	1'48.707	226,9	9:02'57.564
12	29.814	26.719	39.445	27.776	2'03.754	216,4	9:05'01.318
13	27.047	21.547	33.319	27.155	1'49.068	224,5	9:06'50.386
14	26.842				3'31.210P	227,8	9:10'21.596

11	26.888	21.682	33.691	27.096	1'49.357	229,3	9:05'41.563
12	26.722	21.638	33.763	26.983	1'49.106	229,8	9:07'30.669
13	27.068	23.710	35.633	28.603	1'55.014	234,8	9:09'25.683
14	27.042	21.799	33.824			229,3	

22 E. FREY (1'49.031)

Lap	Seg.1	Seg.2	Seg.3	Seg.4	Lap Time	km/h	Local Time
1							
2	43.000				4'58.773P	127,8	8:35'57.233
3	36.162	24.917	35.891	28.818	2'05.788P	156,5	8:38'03.021
4	27.933	22.467	34.209	28.148	1'52.757	220,4	8:39'55.778
5	27.082	21.951	38.186	30.330	1'57.549	232,8	8:41'53.327
6	26.974	22.191	33.909	27.197	1'50.271	229,8	8:43'43.598
7	26.739	21.695	33.463	27.134	1'49.031	233,8	8:45'32.629
8	26.791				12'30.764P	230,8	8:58'03.393
9	36.195	23.132	34.785	27.870	2'01.982P	156,7	9:00'05.375
10	26.848	21.529	33.582	27.319	1'49.278	231,3	9:01'54.653
11	26.696	21.595	39.422	28.251	1'55.964	232,3	9:03'50.617
12	26.911	21.746	33.665	27.153	1'49.475	230,3	9:05'40.092
13	26.854	21.697	34.300	27.260	1'50.111	229,8	9:07'30.203
14	27.059				3'46.599P	230,8	9:11'16.802

16 D. LARINI (1'49.339)

Lap	Seg.1	Seg.2	Seg.3	Seg.4	Lap Time	km/h	Local Time
1							
2	50.359	27.898	40.798	4'28.177	6'27.232P	93,9	8:36'56.690
3	41.602	26.527	38.109	28.905	2'15.143P	106,4	8:39'11.833
4	28.656	23.780	39.929	27.864	2'00.229	206,9	8:41'12.062
5	27.270	22.158	33.807	27.466	1'50.701	225,0	8:43'02.763
6	27.100	21.927	33.570	27.282	1'49.879	226,9	8:44'52.642
7	27.082	21.666	33.704	27.266	1'49.718	227,4	8:46'42.360
8	26.954	21.673	33.497	27.215	1'49.339	226,4	8:48'31.699
9	26.946				9'52.155P	227,8	8:58'23.854
10	1'25.138	22.386	34.315	29.904	2'51.743P	157,2	9:01'15.597
11	27.158	21.836	33.648	27.189	1'49.831	225,9	9:03'05.428
12	26.958	21.742	33.764	27.294	1'49.758	227,4	9:04'55.186
13	32.853	29.189	34.483	27.425	2'03.950	196,7	9:06'59.136
14	27.199	24.022	38.734	27.516	1'57.471	225,0	9:08'56.607
15	27.533				226,4		

23 R. FRANCO (1'48.780)

Lap	Seg.1	Seg.2	Seg.3	Seg.4	Lap Time	km/h	Local Time
1							
2	45.992				6'59.985P	111,1	8:37'36.147
3	36.230	25.705	37.919	30.143	2'09.997P	160,7	8:39'46.144
4	29.740	24.651	42.177	30.035	2'06.603	203,0	8:41'52.747
5	27.155	22.228	33.821	27.363	1'50.567	227,8	8:43'43.314
6	27.373	21.967	33.417	28.004	1'50.761	228,3	8:45'34.075
7	26.737	21.612	33.276	27.155	1'48.780	227,8	8:47'22.855
8	27.008	24.150	47.244	9'14.655	10'53.057P	226,9	8:58'15.912
9	34.503	22.842	34.175	31.858	2'03.378P	160,5	9:00'19.290
10	26.924	21.785	34.540	28.319	1'51.568	225,5	9:02'10.858
11	26.806	21.659	33.636	27.096	1'49.197	228,8	9:04'00.055
12	26.825	21.661	33.601	27.113	1'49.200	227,4	9:05'49.255
13	27.000	21.812	33.820	27.139	1'49.771	226,9	9:07'39.026
14	26.915				3'22.880P	228,8	9:11'01.906

19 K. ANURAG (1'49.250)

Lap	Seg.1	Seg.2	Seg.3	Seg.4	Lap Time	km/h	Local Time
1							
2	44.221	26.168	37.255	6'10.515	7'58.159P	138,3	8:38'21.676
3	36.084	23.596	36.210	6'48.976	8'24.866P	154,1	8:46'46.542
4	36.513	24.888	36.841	28.577	2'06.819P	158,4	8:48'53.361
5	36.068	1'06.094	1'36.016	5'36.048	8'54.226P	221,3	8:57'47.587
6	34.595	23.325	35.304	49.251	2'22.475P	161,7	9:00'10.062
7	42.578	22.440	34.187	27.467	2'06.672P	159,8	9:02'16.734
8	26.959	21.877	33.695	27.282	1'49.813	225,9	9:04'06.547
9	26.807	21.680	33.631	27.211	1'49.329	225,0	9:05'55.876
10	26.807	21.739	38.559	33.998	2'01.103	225,9	9:07'56.979
11	26.862	21.658	33.528	27.202	1'49.250	225,5	9:09'46.229
12	26.809	21.778	38.390		225,9		

25 O. WURZ (1'49.379)

Lap	Seg.1	Seg.2	Seg.3	Seg.4	Lap Time	km/h	Local Time
1							
2	46.317	28.863	42.691	5'43.841	7'41.712P	115,4	8:38'34.805
3	41.351	26.784	39.916	31.922	2'19.973P	141,2	8:40'54.778
4	32.451	24.884	36.412	29.586	2'03.333	157,4	8:42'58.111
5	27.382	22.265	33.400	27.311	1'50.358	226,9	8:44'48.469
6	26.968	21.809	33.487	27.269	1'49.533	227,8	8:46'38.002
7	26.955	21.749	33.412	27.263	1'49.379	227,4	8:48'27.381
8	27.835				10'07.456P	225,9	8:58'34.837
9	39.313	24.008	35.805	27.849	2'06.975P	136,9	9:00'41.812
10	27.222	22.153	33.455	27.192	1'50.022	225,0	9:02'31.834
11	26.967	22.068	33.529	27.178	1'49.742	227,4	9:04'21.576
12	27.078	21.795	33.626	27.270	1'49.769	226,4	9:06'11.345
13	27.900				5'28.356P	225,9	9:11'39.701

21 E. ISCHER (1'49.106)

Lap	Seg.1	Seg.2	Seg.3	Seg.4	Lap Time	km/h	Local Time
1							
2	42.950	26.086	39.911	4'41.572	6'30.519P	135,8	8:37'27.337
3	40.973	26.567	39.591	30.233	2'17.364P	150,6	8:39'44.701
4	29.652	24.793	37.424	28.548	2'00.417	215,6	8:41'45.118
5	27.460	22.290	33.777	27.297	1'50.824	227,4	8:43'35.942
6	26.929	21.722	33.486	27.105	1'49.242	227,4	8:45'25.184
7	26.785	21.722	33.321	27.570	1'49.398	228,3	8:47'14.582
8	31.524	27.743	51.964	10'24.643	12'15.874P	228,8	8:59'30.456
9	1'04.100	24.549	35.522	27.875	2'32.046P	157,0	9:02'02.502
10	27.024	21.785	33.681	27.214	1'49.704	226,4	9:03'52.206

27 F. SLATER (1'48.307)

Lap	Seg.1	Seg.2	Seg.3	Seg.4	Lap Time	km/h	Local Time
1							
2	47.526	28.779	41.430	4'41.072	6'38.807P	125,0	8:37'26.137
3	41.478	26.520	39.783	30.100	2'17.881P	152,3	8:39'44.018
4	29.939	24.656	37.068	28.307	1'59.970	210,1	8:41'43.988
5	27.169	22.030	33.363	27.229	1'49.791	224,5	8:43'33.779
6	26.787	21.620	33.329	27.100	1'48.836	225,9	8:45'22.615

12/07/2024

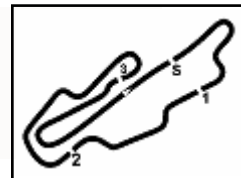
P = Pits In/Out - C = Lap Time Cancelled

Powered by FICr PERUGIA TIMING





1.4



Aut.Int. Mugello 5.245 m

ACI Racing Weekend Mugello, 13-14 Luglio 2024 Italian F4 Championship - Chronological Analysis Free Practice 1

3 / 5

7	26.592	21.464	33.192	27.059	1'48.307	225,9	8:47'10.922
8	33.651	30.335	50.329	7'25.381	9'19.696P	193,5	8:56'30.618
9	1'09.140	25.376	38.362	28.437	2'41.315P	46,2	8:59'11.933
10	26.856	21.533	33.352	27.126	1'48.867	224,1	9:01'00.800
11	26.661	24.962	48.981	29.830	2'10.434	227,4	9:03'11.234
12	26.810	21.464	33.298	26.962	1'48.534	227,8	9:04'59.768
13	38.092	28.814	47.105	28.207	2'22.218	150,2	9:07'21.986
14	28.689	26.240	39.184	28.567	2'02.680	225,5	9:09'24.666
15	26.918	21.521	33.319	26.993	1'48.751	225,9	9:11'13.417

2	38.364	25.304	38.546	28.472	2'10.686P	157,4	8:40'39.506
3	27.199	22.446	34.102	27.202	1'50.949	225,0	8:42'30.455
4	26.930	21.935	33.421	27.095	1'49.381	228,3	8:44'19.836
5	26.921	21.719	33.361	27.057	1'49.058	228,8	8:46'08.894
6	26.754	21.668	33.516	27.146	1'49.084	227,8	8:47'57.978
7	26.839	22.850	1'41.003	3'32.717	6'03.409P	227,8	8:54'01.387
8	1'16.721	1'04.568	1'12.540	27.607	4'01.436P	63,8	8:58'02.823
9	27.306	21.865	33.609	26.986	1'49.766	225,5	8:59'52.589
10	26.811	21.849	33.692	26.969	1'49.321	232,3	9:01'41.910
11	26.831	22.088	34.052	27.313	1'50.284	233,3	9:03'32.194
12	26.889	21.697	33.369	26.980	1'48.935	228,3	9:05'21.129
13	26.711	21.594	33.576	26.951	1'48.832	230,3	9:07'09.961
14	26.776	21.905	33.942	26.954	1'49.577	231,3	9:08'59.538
15	26.780	21.920	33.711			233,8	

29 N. BERREBY (2'05.198)

Lap	Seg.1	Seg.2	Seg.3	Seg.4	Lap Time	km/h	Local Time
1							
2	49.148	33.158	46.128	4'16.478	6'24.912P	113,8	8:37'35.359
3	38.549	28.935	45.447	30.944	2'23.875P	155,0	8:39'59.234
4	30.017	25.185	40.528	29.773	2'05.503	218,6	8:42'04.737
5	29.784	24.924	37.810	6'09.641	7'42.159P	220,9	8:49'46.896
6	1'00.182	55.410	1'21.028	1'12.360	4'28.980P	72,7	8:54'15.876
7	1'03.021	1'04.541	1'15.708	29.758	3'53.028	65,3	8:58'08.904
8	30.063	27.294	38.554	29.287	2'05.198	217,7	9:00'14.102
9	29.146	26.422	40.346	2'58.594	4'34.508P	221,3	9:04'48.610
10	1'04.669	26.749	38.822	29.206	2'39.446P	143,4	9:07'28.056
11	28.735	27.110	43.099	30.729	2'09.673	222,2	9:09'37.729
12	29.576	27.216	43.885			220,0	

37 F. FIORENTINO (1'51.097)

Lap	Seg.1	Seg.2	Seg.3	Seg.4	Lap Time	km/h	Local Time
1							
2	42.081	26.967	40.925	31.651	2'21.624P	145,2	8:32'35.791
3	29.728	24.677	36.503	3'23.923	4'54.831P	209,3	8:37'30.622
4	38.624	25.954	39.862	30.699	2'15.139P	151,9	8:39'45.761
5	29.652	25.110	42.414	30.929	2'08.105	214,7	8:41'53.866
6	28.473	23.055	34.457	27.883	1'53.868	225,0	8:43'47.734
7	27.628	22.418	34.085	28.130	1'52.261	225,0	8:45'39.995
8	27.492	22.515	34.238	27.680	1'51.925	227,8	8:47'31.920
9	27.718	22.800	45.183	7'33.643	9'09.344P	225,0	8:56'41.264
10	1'00.464	24.636	37.803	28.493	2'31.396P	54,2	8:59'12.660
11	27.618	22.533	34.451	27.680	1'52.282	223,1	9:01'04.942
12	27.402	22.242	34.289	27.624	1'51.557	224,5	9:02'56.499
13	27.362	22.157	34.022	27.556	1'51.097	223,1	9:04'47.596
14	27.379	22.541	33.969	27.557	1'51.446	222,7	9:06'39.042
15	28.584	25.941	49.778	31.141	2'15.444	222,2	9:08'54.486
16	29.113	22.390	34.152	27.645	1'53.300	221,3	9:10'47.786

31 A. BOHRA (1'48.347)

Lap	Seg.1	Seg.2	Seg.3	Seg.4	Lap Time	km/h	Local Time
1							
2	43.921	25.394	39.491	3'11.931	5'00.737P	154,5	8:35'17.024
3	35.237	23.005	35.085	27.949	2'01.276P	160,2	8:37'18.300
4	27.295	22.306	33.804	27.168	1'50.573	224,1	8:39'08.873
5	26.960	21.661	33.560	26.961	1'49.142	226,9	8:40'58.015
6	26.914	21.575	38.488	27.736	1'54.713	229,3	8:42'52.728
7	26.787	21.309	33.352	26.911	1'48.359	227,8	8:44'41.087
8	27.981	28.805	38.584	10'47.030	12'22.400P	229,8	8:57'03.487
9	45.063	24.512	36.618	56.591	2'42.784P	95,9	8:59'46.271
10	58.188	22.843	34.260	27.441	2'22.732P	161,4	9:02'09.003
11	26.920	21.648	33.518	27.162	1'49.248	225,5	9:03'58.251
12	26.738	21.480	33.316	26.985	1'48.519	225,5	9:05'46.770
13	26.590	21.461	33.337	26.959	1'48.347	227,4	9:07'35.117
14	26.679	22.082	39.492	27.479	1'55.732	227,8	9:09'30.849
15	26.697	21.404	33.385			226,9	

45 J. BEETON (1'48.305)

Lap	Seg.1	Seg.2	Seg.3	Seg.4	Lap Time	km/h	Local Time
1							
2	44.116	25.147	37.387	5'46.080	7'32.730P	147,7	8:37'58.269
3	35.619	23.267	35.042	55.955	2'29.883P	158,8	8:40'28.152
4	59.690	24.064	34.741	29.522	2'28.017P	158,8	8:42'56.169
5	26.904	21.688	33.211	27.160	1'48.963	225,9	8:44'45.132
6	26.663	21.385	33.236	27.021	1'48.305	226,4	8:46'33.437
7	26.582	21.472	33.130	9'47.652	11'08.836P	227,4	8:57'42.273
8	34.690	22.386	36.409	27.227	2'00.712P	160,7	8:59'42.985
9	27.554	21.788	33.831	28.585	1'51.758	228,3	9:01'34.743
10	26.608	21.531	33.706	27.024	1'48.869	229,3	9:03'23.612
11	26.607	21.493	33.632	26.973	1'48.705	227,8	9:05'12.317
12	26.780	21.541	33.622	4'05.319	5'27.262P	228,8	9:10'39.579

33 T. STOLCERMANIS (1'48.598)

Lap	Seg.1	Seg.2	Seg.3	Seg.4	Lap Time	km/h	Local Time
1							
2	43.620	29.821	39.275	4'48.784	6'41.500P	114,0	8:37'21.379
3	38.593	24.642	36.753	30.137	2'10.125P	134,8	8:39'31.504
4	28.953	22.979	35.876	27.955	1'55.763	204,9	8:41'27.267
5	27.249	21.910	33.563	27.407	1'50.129	223,1	8:43'17.396
6	26.888	21.529	33.554	27.136	1'49.107	224,5	8:45'06.503
7	26.635	21.553	33.303	27.107	1'48.598	226,9	8:46'55.101
8	32.194	27.368	41.937	7'57.249	9'38.748P	218,6	8:56'33.849
9	1'09.429	24.953	39.281	27.885	2'41.548P	66,9	8:59'15.397
10	27.235	22.012	34.004	27.211	1'50.462	227,8	9:01'05.859
11	26.864	22.405	49.205	29.249	2'07.723	229,8	9:03'13.582
12	26.899	21.665	33.455	27.172	1'49.191	227,4	9:05'02.773
13	26.799	21.627	33.462	27.211	1'49.099	228,8	9:06'51.872
14	33.113	25.102	33.973	2'47.239	4'19.427P	209,3	9:11'11.299

50 D. GOWDA (1'49.268)

Lap	Seg.1	Seg.2	Seg.3	Seg.4	Lap Time	km/h	Local Time
1							
2	46.714	28.908	41.637	4'41.997	6'39.256P	109,6	8:37'28.299
3	40.332	25.999	39.934	30.514	2'16.779P	150,4	8:39'45.078
4	29.691	25.002	41.704	28.895	2'05.292	216,9	8:41'50.370
5	27.516	22.076	33.701	27.418	1'50.711	223,6	8:43'41.081
6	27.065	21.650	33.507	27.287	1'49.509	223,1	8:45'30.590
7	26.926	21.741	33.403	27.198	1'49.268	224,1	8:47'19.858
8	30.240	28.164	2'13.165	13'51.611	17'03.180P	225,5	9:04'23.038

36 G. JONSSON (1'48.832)

Lap	Seg.1	Seg.2	Seg.3	Seg.4	Lap Time	km/h	Local Time
1							
1	27.957	43.594	6'27.874			155,8	

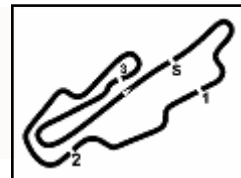
51 K. NAKAMURA-BERTA (1'48.368)

Lap	Seg.1	Seg.2	Seg.3	Seg.4	Lap Time	km/h	Local Time
1							
1							

12/07/2024 P = Pits In/Out - C = Lap Time Cancelled

Powered by FICr PERUGIA TIMING





Aut.Int. Mugello 5.245 m

4 / 5

ACI Racing Weekend Mugello, 13-14 Luglio 2024

Italian F4 Championship - Chronological Analysis Free Practice 1

2	45.009	31.261	46.128	5'15.609	7'18.007P	146,5	8:38'00.055	10	27.943	22.692	34.556	28.015	1'53.206	223,1	9:01'06.477
3	39.270	27.154	41.224	29.575	2'17.223P	154,5	8:40'17.278	11	27.398	22.355	35.805	27.741	1'53.299	226,9	9:02'59.776
4	29.675	25.248	37.604	28.162	2'00.689	217,7	8:42'17.967	12	27.464	22.520	34.426	27.546	1'51.956	224,5	9:04'51.732
5	27.153	21.732	33.509	27.228	1'49.622	225,9	8:44'07.589	13	27.322	22.368	34.477	27.577	1'51.744	224,5	9:06'43.476
6	26.688	21.428	33.237	27.073	1'48.426	225,9	8:45'56.015	14	27.355	22.276	34.545	27.688	1'51.864	224,5	9:08'35.340
7	26.650	21.276	33.201	27.241	1'48.368	228,3	8:47'44.383	15	27.366					223,1	
8	30.837	27.407	1'39.001	6'51.894	9'29.139P	220,0	8:57'13.522								
9	51.463	25.183	36.192	27.964	2'20.802P	112,3	8:59'34.324								
10	26.873	21.837	33.383	27.186	1'49.279	226,9	9:01'23.603								
11	26.701	21.459	33.282	27.010	1'48.452	228,3	9:03'12.055								
12	31.016	25.074	38.595	30.076	2'04.761	228,8	9:05'16.816								
13	26.822	21.655	33.370	27.649	1'49.496	226,4	9:07'06.312								
14	26.687	21.528	33.393	26.964	1'48.572	229,8	9:08'54.884								
15	28.227					223,6									

55 A. RODELLA (1'49.475)

Lap	Seg.1	Seg.2	Seg.3	Seg.4	Lap Time	km/h	Local Time
1		28.386	43.555	6'27.637	155,4		
2	37.810	25.274	38.805	28.963	2'10.852P	146,3	8:40'40.738
3	27.524	22.159	33.778	27.428	1'50.889	225,0	8:42'31.627
4	27.149	21.820	33.447	27.184	1'49.600	226,9	8:44'21.227
5	26.994	21.965	33.485	27.319	1'49.763	227,8	8:46'10.990
6	26.900	21.702	33.553	27.391	1'49.546	226,4	8:48'00.536
7	27.002	22.664	1'43.343	7'20.210	9'53.219P	225,9	8:57'53.755
8	37.330	22.137	34.098	27.384	3'50.990P	157,7	9:01'44.745
9	26.956	21.991	35.020	30.580	1'54.547	227,8	9:03'39.292
10	27.008	21.571	33.563	27.333	1'49.475	225,5	9:05'28.767
11	26.914	21.831	36.038	28.505	1'53.288	226,9	9:07'22.055
12	27.092	21.840	33.765	27.355	1'50.052	227,8	9:09'12.107
13	27.026	21.579	33.668	27.224	1'49.497	225,9	9:11'01.604

52 O. SAVINKOV (1'49.860)

Lap	Seg.1	Seg.2	Seg.3	Seg.4	Lap Time	km/h	Local Time
1							
2	41.925	25.836	36.932	28.743	2'13.436P	135,8	8:33'29.333
3	29.075				3'37.156P	215,6	8:37'06.489
4	36.091	26.056	37.855	29.092	2'09.094P	156,1	8:39'15.583
5	28.694	26.740	36.308	27.734	1'59.476	224,5	8:41'15.059
6	27.467	22.237	33.751	27.325	1'50.780	225,5	8:43'05.839
7	27.241	21.860	33.682	27.371	1'50.154	226,9	8:44'55.993
8	27.152	21.861	34.026	27.323	1'50.362	226,4	8:46'46.355
9	29.331				11'13.397P	218,6	8:57'59.752
10	1'44.867	25.114	34.778	27.896	3'12.655P	153,2	9:01'12.407
11	27.318	21.986	33.757	27.350	1'50.411	225,0	9:03'02.818
12	27.097	21.828	33.650	27.285	1'49.860	225,9	9:04'52.678
13	27.092	23.731	43.442	27.871	2'02.136	226,4	9:06'54.814
14	27.292	21.827	33.827	27.473	1'50.419	225,0	9:08'45.233
15	27.227	21.739	33.684	27.299	1'49.949	224,5	9:10'35.182

62 E. ROBINSON (1'50.356)

Lap	Seg.1	Seg.2	Seg.3	Seg.4	Lap Time	km/h	Local Time
1							
2	39.734	25.824	36.329	29.184	2'11.071P	151,7	8:35'30.054
3	28.194	22.933	34.694	28.297	1'54.118	214,3	8:37'24.172
4	27.918	22.609	35.427	28.263	1'54.217	219,1	8:39'18.389
5	27.316	22.185	33.908	27.385	1'50.794	226,4	8:41'09.183
6	27.286	21.992	33.883	27.438	1'50.599	228,3	8:42'59.782
7	27.276	22.003	34.008	27.416	1'50.703	229,3	8:44'50.485
8	29.352	32.082	37.522	28.237	2'07.193	207,7	8:46'57.678
9	27.433	22.054	37.213	9'02.311	10'29.011P	224,5	8:57'26.689
10	1'16.453				2'36.970P	152,3	9:00'03.659
11	34.255	22.445	34.638	28.606	1'59.944P	159,5	9:02'03.603
12	27.157	22.307	33.987	27.368	1'50.819	226,9	9:03'54.422
13	27.206	21.973	33.846	27.331	1'50.356	225,5	9:05'44.778
14	27.273	21.824	33.939	27.734	1'50.770	225,5	9:07'35.548
15	27.313	22.083	38.868	28.003	1'56.267	228,8	9:09'31.815
16	27.245	22.175	36.291			226,9	

53 O. ALDEREYAANE (1'50.805)

Lap	Seg.1	Seg.2	Seg.3	Seg.4	Lap Time	km/h	Local Time
1							
2	45.339				4'31.446P	136,5	8:35'26.706
3	41.314	29.197	42.088	30.457	2'23.056P	141,9	8:37'49.762
4	29.107	24.122	38.493	31.475	2'03.197	222,2	8:39'52.959
5	28.257	22.502	39.633	30.883	2'01.275	225,5	8:41'54.234
6	27.681	22.755	34.305	27.499	1'52.240	228,3	8:43'46.474
7	29.705	22.475	34.385	27.412	1'53.977	226,4	8:45'40.451
8	29.116	23.751	35.512	27.636	1'56.015	229,8	8:47'36.466
9	27.246	22.200	43.990	8'35.420	10'08.856P	225,9	8:57'45.322
10	36.471	23.136	37.300	27.559	2'04.466P	156,3	8:59'49.788
11	27.629	22.248	34.007	27.371	1'51.255	225,9	9:01'41.043
12	27.467	22.061	34.174	27.401	1'51.103	227,4	9:03'32.146
13	27.482	21.972	34.209	27.453	1'51.116	227,4	9:05'23.262
14	28.106	22.491	36.059	27.689	1'54.345	227,4	9:07'17.607
15	27.368	21.939	34.140	27.358	1'50.805	225,0	9:09'08.412
16	27.339	21.902	35.058	27.477	1'51.776	227,8	9:11'00.188

64 W. DOBRZANSKI (1'52.029)

Lap	Seg.1	Seg.2	Seg.3	Seg.4	Lap Time	km/h	Local Time
1							
2	43.031	27.798	38.959	4'15.458	6'05.246P	130,4	8:37'11.863
3	37.152	24.259	37.669	28.763	2'07.843P	125,6	8:39'19.706
4	28.665	24.130	35.416	28.352	1'56.563	222,7	8:41'16.269
5	27.754	22.891	34.821	27.691	1'53.157	225,9	8:43'09.426
6	27.353	22.737	34.189	27.750	1'52.029	225,5	8:45'01.455
7	27.236	22.674	34.699	11'06.498	12'31.107P	226,4	8:57'32.562
8	37.688	23.273	36.138	27.885	2'04.984P	115,0	8:59'37.546
9	27.952	22.950	35.660	27.613	1'54.175	227,4	9:01'31.721
10	27.488	22.586	35.490	27.828	1'53.392	228,3	9:03'25.113
11	27.927	22.489	34.878	3'21.390	4'46.684P	215,6	9:08'11.797
12	34.492	23.372	35.384	1'05.670	2'38.918P	159,3	9:10'50.715

54 G. HOLGUIN (1'51.744)

Lap	Seg.1	Seg.2	Seg.3	Seg.4	Lap Time	km/h	Local Time
1							
2	45.134	27.313	39.018	4'37.632	6'29.097P	134,8	8:37'42.804
3	40.079	24.955	38.299	29.367	2'12.700P	156,5	8:39'55.504
4	28.633	24.129	36.852	33.165	2'02.779	224,5	8:41'58.283
5	28.011	23.436	36.454	28.394	1'56.295	224,1	8:43'54.578
6	28.130	22.871	34.702	27.965	1'53.668	224,1	8:45'48.246
7	28.072	22.698	35.285	27.966	1'54.021	220,4	8:47'42.267
8	27.660	23.439	1'01.778	7'14.543	9'07.420P	223,1	8:56'49.687
9	52.426	24.805	37.676	28.677	2'23.584P	56,2	8:59'13.271

70 K. MRAD (1'49.570)

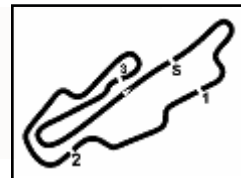
Lap	Seg.1	Seg.2	Seg.3	Seg.4	Lap Time	km/h	Local Time
1							
2	46.074	30.592	38.585	4'25.272	6'20.523P	105,5	8:36'58.462
3	39.770	23.939	35.209	27.814	2'06.732P	113,9	8:39'05.194
4	27.485	22.494	33.982	27.430	1'51.391	224,1	8:40'56.585

12/07/2024

P = Pits In/Out - C = Lap Time Cancelled

Powered by FICr PERUGIA TIMING





Aut.Int. Mugello 5.245 m

5 / 5

ACI Racing Weekend Mugello, 13-14 Luglio 2024

Italian F4 Championship - Chronological Analysis Free Practice 1

Lap	Seg.1	Seg.2	Seg.3	Seg.4	Lap Time	km/h	Local Time
5	27.122	22.004	33.584	27.226	1'49.936	225,0	8:42'46.521
6	27.001	21.811	33.672	27.264	1'49.748	227,4	8:44'36.269
7	27.015	21.729	33.762	27.288	1'49.794	225,9	8:46'26.063
8	30.548	26.303	36.461	29.319	2'02.631	225,0	8:48'28.694
9	27.017				8'54.924P	226,4	8:57'23.618
10	51.515	22.818	34.205	27.459	2'15.997P	92,1	8:59'39.615
11	26.975	22.104	34.927	27.384	1'51.390	225,9	9:01'31.005
12	26.949	21.784	33.543	27.294	1'49.570	225,5	9:03'20.575
13	26.970	21.650	33.739	27.378	1'49.737	225,9	9:05'10.312
14	30.816	26.049	47.634	28.659	2'13.158	225,0	9:07'23.470
15	27.253	22.013	33.942	27.237	1'50.445	225,9	9:09'13.915
16	27.073	21.773	33.746			225,9	

80 A. POWELL (1'48.755)							
Lap	Seg.1	Seg.2	Seg.3	Seg.4	Lap Time	km/h	Local Time
1							
2	43.834	27.776	38.872	19'55.130	21'45.612P	126,2	8:52'51.083
3	1'21.536	1'08.203	1'40.664	41.879	4'52.282P	54,5	8:57'43.365
4	28.636	23.249	34.763	27.764	1'54.412	215,1	8:59'37.777
5	27.317	22.455	33.803	27.517	1'51.092	230,8	9:01'28.869
6	26.918	21.917	33.369	27.251	1'49.455	226,9	9:03'18.324
7	26.771	21.559	33.286	27.139	1'48.755	227,8	9:05'07.079
8	26.718	21.902	33.395	27.223	1'49.238	228,8	9:06'56.317
9	29.900	28.302	40.886	28.090	2'07.178	210,1	9:09'03.495
10	26.938	21.809	33.354	27.140	1'49.241	228,8	9:10'52.736

71 M. REHM (1'49.086)							
Lap	Seg.1	Seg.2	Seg.3	Seg.4	Lap Time	km/h	Local Time
1							
2	45.240	25.303	38.520	3'11.739	5'00.802P	141,9	8:35'21.974
3	35.284	23.059	35.228	28.277	2'01.848P	157,9	8:37'23.822
4	27.962	22.701	35.307	27.851	1'53.821	220,4	8:39'17.643
5	27.480	22.054	33.946	27.615	1'51.095	223,1	8:41'08.738
6	27.250	21.904	33.929	27.603	1'50.686	223,1	8:42'59.424
7	27.254	21.827	33.823	27.407	1'50.311	226,4	8:44'49.735
8	26.957	21.716	33.795	27.379	1'49.847	226,9	8:46'39.582
9	26.918	21.683	33.661	27.418	1'49.680	226,4	8:48'29.262
10	28.576				9'11.414P	228,3	8:57'40.676
11	1'47.250	22.166	34.374	27.227	3'11.017P	157,7	9:00'51.693
12	26.947	21.755	33.681	27.134	1'49.517	227,8	9:02'41.210
13	26.780	21.516	33.686	27.104	1'49.086	228,3	9:04'30.296
14	26.850	21.661	33.773	27.129	1'49.413	228,8	9:06'19.709
15	30.183	25.755	37.952	27.786	2'01.676	226,9	9:08'21.385
16	27.047	21.843	36.190	1'01.298	2'26.378P	225,9	9:10'47.763

88 L. HODENIUS (1'49.372)							
Lap	Seg.1	Seg.2	Seg.3	Seg.4	Lap Time	km/h	Local Time
1							
2	43.700	28.082	41.352	6'28.072	8'21.206P	151,0	8:38'31.272
3	38.336	25.405	37.419	29.519	2'10.679P	154,1	8:40'41.951
4	27.578	22.213	34.205	27.695	1'51.691	222,2	8:42'33.642
5	27.453	22.120	33.695	27.349	1'50.617	225,9	8:44'24.259
6	27.043	21.539	33.580	27.290	1'49.452	225,0	8:46'13.711
7	26.940	21.671	33.513	27.248	1'49.372	225,5	8:48'03.083
8	29.218	45.673	1'20.414	4'31.135	7'06.440P	226,9	8:55'09.523
9	1'21.695	51.546	40.023	28.259	3'21.523P	60,8	8:58'31.046
10	27.371	22.405	34.527	27.813	1'52.116	224,1	9:00'23.162
11	27.099	21.962	33.943	27.253	1'50.257	225,5	9:02'13.419
12	27.185	21.810	33.807	27.293	1'50.095	225,5	9:04'03.514
13	26.994	21.674	33.673	27.366	1'49.707	225,0	9:05'53.221
14	27.182	21.853	33.725	27.415	1'50.175	225,9	9:07'43.396
15	27.209	21.825	33.903	2'13.450	3'36.387P	226,4	9:11'19.783

73 E. OLIVIERI (1'49.392)							
Lap	Seg.1	Seg.2	Seg.3	Seg.4	Lap Time	km/h	Local Time
1							
2	45.484	29.074	41.525	4'06.064	6'02.147P	113,7	8:36'53.058
3	36.976	24.366	36.032	27.943	2'05.317P	152,1	8:38'58.375
4	27.453	22.529	33.861	27.438	1'51.281	224,5	8:40'49.656
5	27.195	22.034	33.660	27.370	1'50.259	225,5	8:42'39.915
6	29.395	26.357	36.774	27.571	2'00.097	225,0	8:44'40.012
7	27.114	21.838	33.612	27.270	1'49.834	222,7	8:46'29.846
8	27.034	21.764	33.540	27.285	1'49.623	228,8	8:48'19.469
9	27.100				9'24.177P	225,5	8:57'43.646
10	36.341	23.080	35.069	27.877	2'02.367P	152,3	8:59'46.013
11	27.104	21.875	33.548	27.102	1'49.629	225,5	9:01'35.642
12	26.898	21.925	33.734	27.086	1'49.643	228,3	9:03'25.285
13	26.975	21.703	33.579	27.135	1'49.392	229,3	9:05'14.677
14	26.996	21.820	34.173	27.125	1'50.114	228,3	9:07'04.791
15	30.328	25.581	37.233	27.628	2'00.770	193,5	9:09'05.561
16	27.130	21.852	34.411	53.683	2'17.076P	225,5	9:11'22.637

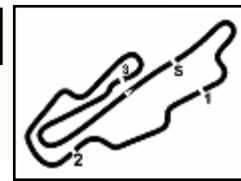
92 A. PETROVIC (1'49.875)							
Lap	Seg.1	Seg.2	Seg.3	Seg.4	Lap Time	km/h	Local Time
1							
2	48.770	27.506	40.908	5'08.757	7'05.941P	98,1	8:37'37.852
3	37.437	23.988	37.253	33.826	2'12.504P	155,8	8:39'50.356
4	27.872	22.942	48.115	30.751	2'09.680	220,4	8:42'00.036
5	30.442	22.795	35.473	28.657	1'57.367	225,0	8:43'57.403
6	27.293	22.037	34.113	27.474	1'50.917	225,0	8:45'48.320
7	27.011	21.884	33.676	27.304	1'49.875	226,4	8:47'38.195
8	27.032	25.686	1'03.134	8'31.525	10'27.377P	227,4	8:58'05.572
9	35.851	22.886	35.919	28.761	2'03.417P	147,3	9:00'08.989
10	27.183	21.844	33.877	27.314	1'50.218	224,5	9:01'59.207
11	27.008	21.662	33.713	27.664	1'50.047	225,9	9:03'49.254
12	27.099	21.674	33.830	27.274	1'49.877	225,5	9:05'39.131
13	33.317	32.621	36.914	27.720	2'10.572	186,9	9:07'49.703
14	27.191	21.914	33.917	27.314	1'50.336	225,9	9:09'40.039
15	27.905					226,9	

77 E. YEH (1'49.443)							
Lap	Seg.1	Seg.2	Seg.3	Seg.4	Lap Time	km/h	Local Time
1							
2	42.781	27.264	40.571	3'43.164	5'33.780P	137,9	8:35'47.703
3	36.291	23.405	35.951	29.047	2'04.694P	156,7	8:37'52.397
4	28.672	22.878	37.200	3'50.420	5'19.170P	219,1	8:43'11.567
5	43.105	22.392	34.945	13'52.245	15'32.687P	159,5	8:58'44.254
6	35.145	22.958	35.896	29.266	2'03.265P	158,8	9:00'47.519
7	27.989	22.397	37.262	28.500	1'56.148	221,3	9:02'43.667
8	27.059	21.929	33.538	27.403	1'49.929	227,8	9:04'33.596
9	26.918	21.758	33.487	27.280	1'49.443	226,4	9:06'23.039
10	26.982	21.747	33.483	27.341	1'49.553	226,4	9:08'12.592

12/07/2024

P = Pits In/Out - C = Lap Time Cancelled





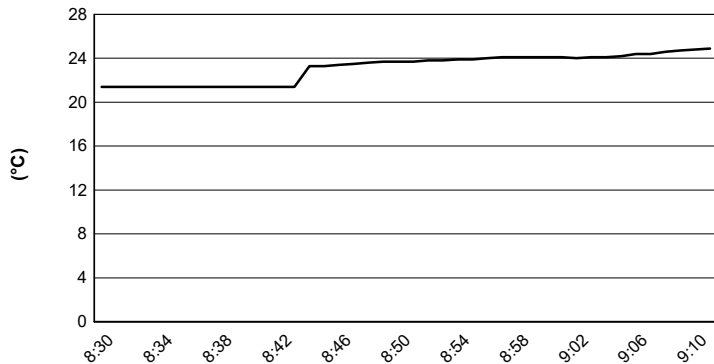
Aut.Int. Mugello 5.245 m

ACI Racing Weekend Mugello, 13-14 Luglio 2024

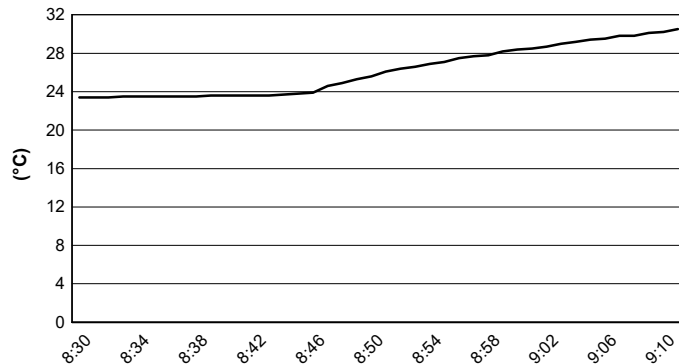
Italian F4 Championship - Weather Report Free Practice 1

Session started 08:30 - Session ended 9:12

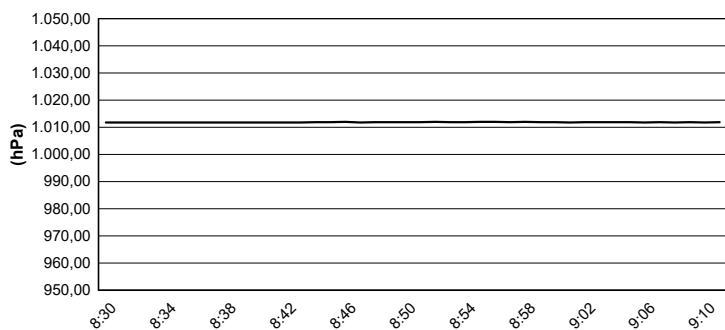
Air Temperature



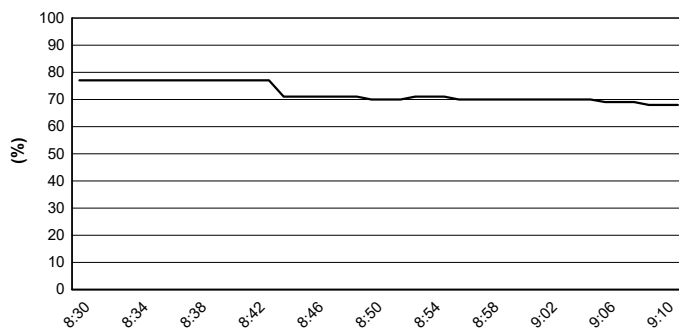
Track Temperature



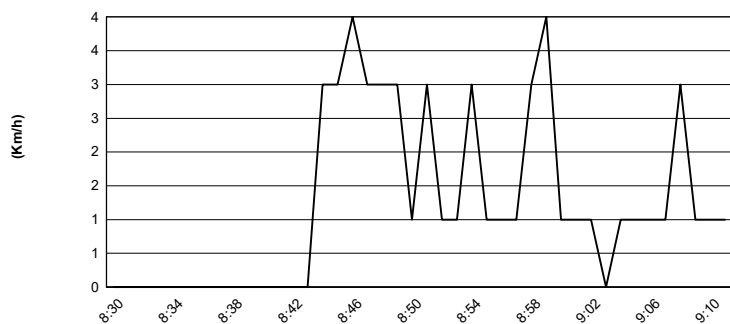
Air Pressure



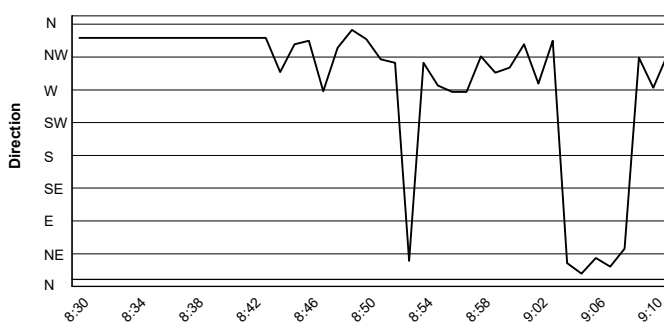
Humidity



Wind Speed



Wind Direction



12/07/2024

