

ACI Racing Weekend Mugello, 13-14 Luglio 2024

Italian F4 Championship - Results Free Practice 2

Aut.Int. Mugello 5.245 m

1 / 2

No. Driver	Nat	Entrant	Team	Car	Class	Time	Gap	Rel.	Laps
1	6 YAMAKOSHI Hiyu	JPN	Van Amersfoort Racing	Van Amersfoort Racing	Tatuus F4-T421		1'47.985		11
2	45 BEETON Jack	AUS	US Racing	US Racing	Tatuus F4-T421		1'48.047	0.062	0.062 11
3	27 SLATER Freddie	GBR	Prema Racing	Prema Racing	Tatuus F4-T421		1'48.070	0.085	0.023 13
4	51 NAKAMURA-BERTA Kean	JPN	Prema Racing	Prema Racing	Tatuus F4-T421	R	1'48.175	0.190	0.105 12
5	31 BOHRA Akshay	IND	US Racing	US Racing	Tatuus F4-T421		1'48.391	0.406	0.216 13
6	14 AL DHAHERI Rashid	UAE	Prema Racing	Prema Racing	Tatuus F4-T421		1'48.443	0.458	0.052 13
7	80 POWELL Alex	USA	Prema Racing	Prema Racing	Tatuus F4-T421	R	1'48.572	0.587	0.129 12
8	36 JONSSON Gustav	SWE	Van Amersfoort Racing	Van Amersfoort Racing	Tatuus F4-T421		1'48.594	0.609	0.022 12
9	50 GOWDA Dion	IND	Prema Racing	Prema Racing	Tatuus F4-T421		1'48.742	0.757	0.148 12
10	33 STOLCERMANIS Tomass	LVA	Prema Racing	Prema Racing	Tatuus F4-T421	R	1'48.780	0.795	0.038 12
11	12 PRADEL Gianmarco	AUS	US Racing	US Racing	Tatuus F4-T421		1'48.877	0.892	0.097 12
12	23 FRANCOT Reno	NLD	Jenzer Motorsport	Jenzer Motorsport	Tatuus F4-T421		1'48.910	0.925	0.033 11
13	71 REHM Maxim	DEU	US Racing	US Racing	Tatuus F4-T421	R	1'48.984	0.999	0.074 12
14	55 RODELLA Alvisè	ITA	Van Amersfoort Racing	Van Amersfoort Racing	Tatuus F4-T421		1'49.023	1.038	0.039 11
15	10 FERREIRA Matheus	BRA	US Racing	US Racing	Tatuus F4-T421		1'49.028	1.043	0.005 12
16	73 OLIVIERI Emanuele	ITA	AKM Motorsport	AKM Motorsport	Tatuus F4-T421	R	1'49.063	1.078	0.035 13
17	8 KOSTIC Andrija	SRB	Van Amersfoort Racing	Van Amersfoort Racing	Tatuus F4-T421	R	1'49.064	1.079	0.001 11
18	3 POPOV Maksimilian	GRD	PHM AIX Racing	PHM AIX Racing	Tatuus F4-T421	R	1'49.076	1.091	0.012 12
19	22 FREY Enea	CHE	Jenzer Motorsport	Jenzer Motorsport	Tatuus F4-T421	R	1'49.081	1.096	0.005 11
20	21 ISCHER Ethan	CHE	Jenzer Motorsport	Jenzer Motorsport	Tatuus F4-T421		1'49.126	1.141	0.045 11
21	77 YEH Enzo	CHN	R-ACE GP	R-ACE GP	Tatuus F4-T421	R	1'49.221	1.236	0.095 14
22	19 ANURAG Kabir	SGP	US Racing	US Racing	Tatuus F4-T421	R	1'49.237	1.252	0.016 11
23	92 PETROVIC Andrej	SRB	PHM AIX Racing	PHM AIX Racing	Tatuus F4-T421	R	1'49.315	1.330	0.078 15
24	16 LARINI Davide	ITA	PHM AIX Racing	PHM AIX Racing	Tatuus F4-T421		1'49.331	1.346	0.016 13
25	88 HODENIUS Lin	NLD	Van Amersfoort Racing	Van Amersfoort Racing	Tatuus F4-T421		1'49.436	1.451	0.105 12
26	11 VIISOREANU Luca	ROU	Real Racing	Real Racing	Tatuus F4-T421	R	1'49.526	1.541	0.090 11
27	70 MRAD Kamal	AUS	PHM AIX Racing	PHM AIX Racing	Tatuus F4-T421	R	1'49.653	1.668	0.127 12
28	25 WURZ Oscar	AUT	Jenzer Motorsport	Jenzer Motorsport	Tatuus F4-T421	R	1'49.829	1.844	0.176 10
29	53 ALDEREYAANE Omar	SAU	AKM Motorsport	AKM Motorsport	Tatuus F4-T421	R	1'50.031	2.046	0.202 13
30	62 ROBINSON Edward	ESP	AS Motorsport	AS Motorsport	Tatuus F4-T421	R	1'50.081	2.096	0.050 12
31	52 SAVINKOV Oleksandr	UKR	AKM Motorsport	AKM Motorsport	Tatuus F4-T421	R	1'50.384	2.399	0.303 12
32	9 STACK Everett	USA	PHM AIX Racing	PHM AIX Racing	Tatuus F4-T421		1'50.388	2.403	0.004 7
33	64 DOBRZANSKI Wiktor	POL	AS Motorsport	AS Motorsport	Tatuus F4-T421		1'51.287	3.302	0.899 15
34	54 HOLGUIN Gabriel	VEN	Maffi Racing	Maffi Racing	Tatuus F4-T421	R	1'51.298	3.313	0.011 15
35	37 FIORENTINO Filippo	BRA	Cram Motorsport	Cram Motorsport	Tatuus F4-T421	R	1'52.267	4.282	0.969 13
36	29 BERREBY Nathanael	CHE	Maffi Racing	Maffi Racing	Tatuus F4-T421	R	1'54.212	6.227	1.945 15
37	7 SAMMALISTO Luka	FIN	R-ACE GP	R-ACE GP	Tatuus F4-T421	R			0

Humidity:	44%	AIR	31°C
Condition:	DRY	Track	53°C

Clerk of the Course : Antonio Canu

Race Director : Alessandro Ferrari

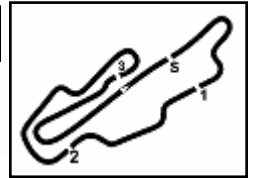
12/07/2024	Start 12:35	End 13:16
------------	----------------	--------------

Powered by FICr PERUGIA TIMING





2.1



Aut.Int. Mugello 5.245 m
2 / 2

ACI Racing Weekend Mugello, 13-14 Luglio 2024

Italian F4 Championship - Results Free Practice 2

Penalty and Infringement

12.49 FCY
12.56 Fine FCY - Green Flag

Fastest Laps Sequence

No.	Entrant	Nat	Team	Car	Local Time	Time	Gap	Avg
10	M. FERREIRA	BRA	US Racing	Tatuus F4-T421	12:41'02.906	1'51.551		169,268
71	M. REHM	DEU	US Racing	Tatuus F4-T421	12:41'07.920	1'51.303	-0.248	169,645
31	A. BOHRA	IND	US Racing	Tatuus F4-T421	12:43'42.162	1'50.576	-0.727	170,760
45	J. BEETON	AUS	US Racing	Tatuus F4-T421	12:44'09.968	1'50.366	-0.210	171,085
51	K. NAKAMURA-BERTA	JPN	Prema Racing	Tatuus F4-T421	12:44'57.616	1'49.597	-0.769	172,286
51	K. NAKAMURA-BERTA	JPN	Prema Racing	Tatuus F4-T421	12:46'47.146	1'49.530	-0.067	172,391
73	E. OLIVIERI	ITA	AKM Motorsport	Tatuus F4-T421	13:00'52.465	1'49.451	-0.079	172,516
73	E. OLIVIERI	ITA	AKM Motorsport	Tatuus F4-T421	13:02'41.528	1'49.063	-0.388	173,129
45	J. BEETON	AUS	US Racing	Tatuus F4-T421	13:06'16.109	1'48.047	-1.016	174,757
6	H. YAMAKOSHI	JPN	Van Amersfoort Racing	Tatuus F4-T421	13:09'10.106	1'47.985	-0.062	174,858

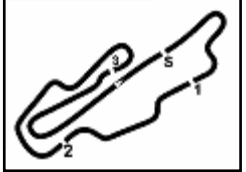
Clerk of the Course : Antonio Canu

Race Director : Alessandro Ferrari

12/07/2024 Start 12:35 End 13:16

Powered by FICr PERUGIA TIMING





ACI Racing Weekend Mugello, 13-14 Luglio 2024

Italian F4 Championship - Best Sectors & Speed Free Practice 2

BEST LAP

1	6 YAMAKOSHI Hiyu	Tatuus F4-T421	1'47.985
2	45 BEETON Jack	Tatuus F4-T421	1'48.047
3	27 SLATER Freddie	Tatuus F4-T421	1'48.070
4	51 NAKAMURA-BERTA Kean	Tatuus F4-T421	1'48.175
5	31 BOHRA Akshay	Tatuus F4-T421	1'48.391
6	14 AL DHAHERI Rashid	Tatuus F4-T421	1'48.443
7	80 POWELL Alex	Tatuus F4-T421	1'48.572
8	36 JONSSON Gustav	Tatuus F4-T421	1'48.594
9	50 GOWDA Dion	Tatuus F4-T421	1'48.742
10	33 STOLCERMANIS Tomass	Tatuus F4-T421	1'48.780
11	12 PRADEL Gianmarco	Tatuus F4-T421	1'48.877
12	23 FRANCO Reno	Tatuus F4-T421	1'48.910
13	71 REHM Maxim	Tatuus F4-T421	1'48.984
14	55 RODELLA Alvisse	Tatuus F4-T421	1'49.023
15	10 FERREIRA Matheus	Tatuus F4-T421	1'49.028
16	73 OLIVIERI Emanuele	Tatuus F4-T421	1'49.063
17	8 KOSTIC Andrija	Tatuus F4-T421	1'49.064
18	3 POPOV Maksimilian	Tatuus F4-T421	1'49.076
19	22 FREY Enea	Tatuus F4-T421	1'49.081
20	21 ISCHER Ethan	Tatuus F4-T421	1'49.126
21	77 YEH Enzo	Tatuus F4-T421	1'49.221
22	19 ANURAG Kabir	Tatuus F4-T421	1'49.237
23	92 PETROVIC Andrej	Tatuus F4-T421	1'49.315
24	16 LARINI Davide	Tatuus F4-T421	1'49.331
25	88 HODENIUS Lin	Tatuus F4-T421	1'49.436
26	11 VIISOREANU Luca	Tatuus F4-T421	1'49.526
27	70 MRAD Kamal	Tatuus F4-T421	1'49.653
28	25 WURZ Oscar	Tatuus F4-T421	1'49.829
29	53 ALDEREYAANE Omar	Tatuus F4-T421	1'50.031
30	62 ROBINSON Edward	Tatuus F4-T421	1'50.081
31	52 SAVINKOV Oleksandr	Tatuus F4-T421	1'50.384
32	9 STACK Everett	Tatuus F4-T421	1'50.388
33	64 DOBRZANSKI Wiktor	Tatuus F4-T421	1'51.287
34	54 HOLGUIN Gabriel	Tatuus F4-T421	1'51.298
35	37 FIORENTINO Filippo	Tatuus F4-T421	1'52.267
36	29 BERREBY Nathanael	Tatuus F4-T421	1'54.212
37	7 SAMMALISTO Luka	Tatuus F4-T421	

SPEED

1	22 FREY Enea	Tatuus F4-T421	232,3
2	23 FRANCO Reno	Tatuus F4-T421	232,3
3	29 BERREBY Nathanael	Tatuus F4-T421	232,3
4	21 ISCHER Ethan	Tatuus F4-T421	231,8
5	6 YAMAKOSHI Hiyu	Tatuus F4-T421	231,3
6	77 YEH Enzo	Tatuus F4-T421	230,8
7	54 HOLGUIN Gabriel	Tatuus F4-T421	230,8
8	14 AL DHAHERI Rashid	Tatuus F4-T421	230,8
9	71 REHM Maxim	Tatuus F4-T421	230,8
10	10 FERREIRA Matheus	Tatuus F4-T421	230,8
11	51 NAKAMURA-BERTA Kean	Tatuus F4-T421	230,8
12	36 JONSSON Gustav	Tatuus F4-T421	230,8
13	31 BOHRA Akshay	Tatuus F4-T421	230,3
14	73 OLIVIERI Emanuele	Tatuus F4-T421	230,3
15	80 POWELL Alex	Tatuus F4-T421	230,3
16	12 PRADEL Gianmarco	Tatuus F4-T421	230,3
17	27 SLATER Freddie	Tatuus F4-T421	230,3
18	92 PETROVIC Andrej	Tatuus F4-T421	230,3
19	70 MRAD Kamal	Tatuus F4-T421	230,3
20	45 BEETON Jack	Tatuus F4-T421	229,8
21	3 POPOV Maksimilian	Tatuus F4-T421	229,8
22	16 LARINI Davide	Tatuus F4-T421	229,8
23	88 HODENIUS Lin	Tatuus F4-T421	229,8
24	53 ALDEREYAANE Omar	Tatuus F4-T421	229,3
25	9 STACK Everett	Tatuus F4-T421	229,3
26	37 FIORENTINO Filippo	Tatuus F4-T421	229,3
27	19 ANURAG Kabir	Tatuus F4-T421	229,3
28	11 VIISOREANU Luca	Tatuus F4-T421	228,8
29	62 ROBINSON Edward	Tatuus F4-T421	228,8
30	64 DOBRZANSKI Wiktor	Tatuus F4-T421	228,3
31	52 SAVINKOV Oleksandr	Tatuus F4-T421	228,3
32	8 KOSTIC Andrija	Tatuus F4-T421	228,3
33	33 STOLCERMANIS Tomass	Tatuus F4-T421	228,3
34	50 GOWDA Dion	Tatuus F4-T421	228,3
35	25 WURZ Oscar	Tatuus F4-T421	228,3
36	55 RODELLA Alvisse	Tatuus F4-T421	227,8

SEG. 1

1	6 YAMAKOSHI Hiyu	26.593
2	31 BOHRA Akshay	26.601
3	45 BEETON Jack	26.609
4	51 NAKAMURA-BERTA Ke	26.632
5	27 SLATER Freddie	26.633
6	12 PRADEL Gianmarco	26.691
7	14 AL DHAHERI Rashid	26.703
8	33 STOLCERMANIS Tomas	26.707
9	80 POWELL Alex	26.726
10	36 JONSSON Gustav	26.735
11	50 GOWDA Dion	26.793
12	8 KOSTIC Andrija	26.799
13	21 ISCHER Ethan	26.819
14	3 POPOV Maksimilian	26.831
15	92 PETROVIC Andrej	26.834
16	10 FERREIRA Matheus	26.838
17	19 ANURAG Kabir	26.839
18	23 FRANCO Reno	26.855
19	55 RODELLA Alvisse	26.859
20	73 OLIVIERI Emanuele	26.862
21	70 MRAD Kamal	26.875
22	22 FREY Enea	26.876
23	71 REHM Maxim	26.881
24	88 HODENIUS Lin	26.891
25	77 YEH Enzo	26.894
26	11 VIISOREANU Luca	26.918
27	16 LARINI Davide	26.948
28	9 STACK Everett	27.020
29	62 ROBINSON Edward	27.026
30	25 WURZ Oscar	27.061
31	53 ALDEREYAANE Omar	27.069
32	64 DOBRZANSKI Wiktor	27.138
33	52 SAVINKOV Oleksandr	27.193
34	54 HOLGUIN Gabriel	27.258
35	37 FIORENTINO Filippo	27.483
36	29 BERREBY Nathanael	27.565

SEG. 2

1	27 SLATER Freddie	21.207
2	45 BEETON Jack	21.217
3	31 BOHRA Akshay	21.223
4	6 YAMAKOSHI Hiyu	21.229
5	51 NAKAMURA-BERTA Ke	21.233
6	14 AL DHAHERI Rashid	21.283
7	80 POWELL Alex	21.298
8	33 STOLCERMANIS Tomas	21.300
9	10 FERREIRA Matheus	21.356
10	36 JONSSON Gustav	21.366
11	23 FRANCO Reno	21.391
12	50 GOWDA Dion	21.400
13	88 HODENIUS Lin	21.417
14	8 KOSTIC Andrija	21.437
15	73 OLIVIERI Emanuele	21.468
16	55 RODELLA Alvisse	21.477
17	19 ANURAG Kabir	21.519
18	12 PRADEL Gianmarco	21.536
19	3 POPOV Maksimilian	21.544
20	71 REHM Maxim	21.560
21	22 FREY Enea	21.571
22	11 VIISOREANU Luca	21.590
23	21 ISCHER Ethan	21.592
24	92 PETROVIC Andrej	21.607
25	77 YEH Enzo	21.636
26	16 LARINI Davide	21.670
27	52 SAVINKOV Oleksandr	21.757
28	53 ALDEREYAANE Omar	21.759
29	70 MRAD Kamal	21.765
30	25 WURZ Oscar	21.796
31	62 ROBINSON Edward	21.807
32	9 STACK Everett	21.873
33	54 HOLGUIN Gabriel	22.088
34	64 DOBRZANSKI Wiktor	22.266
35	37 FIORENTINO Filippo	22.294
36	29 BERREBY Nathanael	23.053

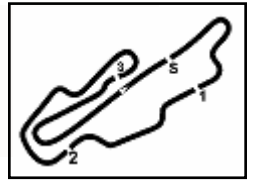
SEG. 3

1	6 YAMAKOSHI Hiyu	33.100
2	45 BEETON Jack	33.115
3	80 POWELL Alex	33.140
4	14 AL DHAHERI Rashid	33.215
5	27 SLATER Freddie	33.217
6	51 NAKAMURA-BERTA Ke	33.222
7	31 BOHRA Akshay	33.302
8	36 JONSSON Gustav	33.305
9	73 OLIVIERI Emanuele	33.319
10	77 YEH Enzo	33.347
11	55 RODELLA Alvisse	33.389
12	50 GOWDA Dion	33.390
13	23 FRANCO Reno	33.411
14	22 FREY Enea	33.413
15	16 LARINI Davide	33.441
16	33 STOLCERMANIS Tomas	33.444
17	71 REHM Maxim	33.482
18	21 ISCHER Ethan	33.494
19	11 VIISOREANU Luca	33.498
20	3 POPOV Maksimilian	33.500
21	8 KOSTIC Andrija	33.510
22	12 PRADEL Gianmarco	33.526
23	25 WURZ Oscar	33.550
24	92 PETROVIC Andrej	33.594
25	70 MRAD Kamal	33.647
26	19 ANURAG Kabir	33.694
27	88 HODENIUS Lin	33.712
28	10 FERREIRA Matheus	33.744
29	53 ALDEREYAANE Omar	33.754
30	52 SAVINKOV Oleksandr	33.834
31	62 ROBINSON Edward	33.917
32	9 STACK Everett	33.936
33	64 DOBRZANSKI Wiktor	33.970
34	54 HOLGUIN Gabriel	34.272
35	37 FIORENTINO Filippo	34.420
36	29 BERREBY Nathanael	35.107

SEG. 4

1	27 SLATER Freddie	26.901
2	45 BEETON Jack	26.939
3	36 JONSSON Gustav	26.971
4	6 YAMAKOSHI Hiyu	27.001
5	10 FERREIRA Matheus	27.007
6	51 NAKAMURA-BERTA Ke	27.031
7	12 PRADEL Gianmarco	27.032
8	71 REHM Maxim	27.055
9	14 AL DHAHERI Rashid	27.069
10	31 BOHRA Akshay	27.073
11	23 FRANCO Reno	27.103
12	3 POPOV Maksimilian	27.126
13	80 POWELL Alex	27.134
14	88 HODENIUS Lin	27.134
15	50 GOWDA Dion	27.154
16	19 ANURAG Kabir	27.185
17	21 ISCHER Ethan	27.194
18	22 FREY Enea	27.196
19	77 YEH Enzo	27.214
20	73 OLIVIERI Emanuele	27.216
21	70 MRAD Kamal	27.224
22	33 STOLCERMANIS Tomas	27.232
23	55 RODELLA Alvisse	27.233
24	16 LARINI Davide	27.252
25	11 VIISOREANU Luca	27.273
26	92 PETROVIC Andrej	27.280
27	62 ROBINSON Edward	27.288
28	8 KOSTIC Andrija	27.288
29	53 ALDEREYAANE Omar	27.342
30	25 WURZ Oscar	27.374
31	9 STACK Everett	27.484
32	52 SAVINKOV Oleksandr	27.495
33	64 DOBRZANSKI Wiktor	27.559
34	54 HOLGUIN Gabriel	27.584
35	37 FIORENTINO Filippo	27.848
36	29 BERREBY Nathanael	27.936





ACI Racing Weekend Mugello, 13-14 Luglio 2024

Italian F4 Championship - Ideal Time Free Practice 2

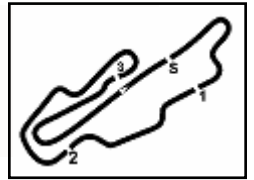
 Aut.Int. Mugello 5.245 m
1 / 2

No. Driver	Car	Seg. 1 Diff. 1	Seg. 2 Diff. 2	Seg. 3 Diff. 3	Seg. 4 Diff. 4	Ideal Time		
						Best Lap	Pos.	Diff.
1 45 BEETON J. (AUS)	Tatuus F4-T421	26.609 +0.167	21.217	33.115	26.939	1'47.880 1'48.047	2	0.167
2 6 YAMAKOSHI H. (JPN)	Tatuus F4-T421	26.593	21.229	33.100 +0.062	27.001	1'47.923 1'47.985	1	0.062
3 27 SLATER F. (GBR)	Tatuus F4-T421	26.633 +0.112	21.207	33.217	26.901	1'47.958 1'48.070	3	0.112
4 51 NAKAMURA-BERTA K.	Tatuus F4-T421	26.632 +0.057	21.233	33.222	27.031	1'48.118 1'48.175	4	0.057
5 31 BOHRA A. (IND)	Tatuus F4-T421	26.601 +0.192	21.223	33.302	27.073	1'48.199 1'48.391	5	0.192
6 14 AL DHAHERI R. (UAE)	Tatuus F4-T421	26.703 +0.136	21.283	33.215	27.069 +0.037	1'48.270 1'48.443	6	0.173
7 80 POWELL A. (USA)	Tatuus F4-T421	26.726	21.298	33.140 +0.239	27.134 +0.035	1'48.298 1'48.572	7	0.274
8 36 JONSSON G. (SWE)	Tatuus F4-T421	26.735 +0.097	21.366 +0.057	33.305 +0.063	26.971	1'48.377 1'48.594	8	0.217
9 33 STOLCERMANIS T. (LVA)	Tatuus F4-T421	26.707 +0.063	21.300	33.444 +0.034	27.232	1'48.683 1'48.780	10	0.097
10 50 GOWDA D. (IND)	Tatuus F4-T421	26.793 +0.005	21.400	33.390	27.154	1'48.737 1'48.742	9	0.005
11 23 FRANCO R. (NLD)	Tatuus F4-T421	26.855	21.391	33.411 +0.104	27.103 +0.046	1'48.760 1'48.910	12	0.150
12 12 PRADEL G. (AUS)	Tatuus F4-T421	26.691	21.536 +0.027	33.526	27.032 +0.065	1'48.785 1'48.877	11	0.092
13 73 OLIVIERI E. (ITA)	Tatuus F4-T421	26.862 +0.192	21.468	33.319	27.216 +0.006	1'48.865 1'49.063	16	0.198
14 10 FERREIRA M. (BRA)	Tatuus F4-T421	26.838	21.356	33.744 +0.021	27.007 +0.062	1'48.945 1'49.028	15	0.083
15 55 RODELLA A. (ITA)	Tatuus F4-T421	26.859	21.477	33.389	27.233 +0.065	1'48.958 1'49.023	14	0.065
16 71 REHM M. (DEU)	Tatuus F4-T421	26.881	21.560 +0.006	33.482	27.055	1'48.978 1'48.984	13	0.006
17 3 POPOV M. (GRD)	Tatuus F4-T421	26.831 +0.074	21.544	33.500 +0.001	27.126	1'49.001 1'49.076	18	0.075
18 8 KOSTIC A. (SRB)	Tatuus F4-T421	26.799	21.437	33.510	27.288 +0.030	1'49.034 1'49.064	17	0.030
19 22 FREY E. (CHE)	Tatuus F4-T421	26.876 +0.025	21.571	33.413	27.196	1'49.056 1'49.081	19	0.025
20 77 YEH E. (CHN)	Tatuus F4-T421	26.894 +0.021	21.636	33.347 +0.066	27.214 +0.043	1'49.091 1'49.221	21	0.130
21 21 ISCHER E. (CHE)	Tatuus F4-T421	26.819	21.592	33.494 +0.027	27.194	1'49.099 1'49.126	20	0.027
22 88 HODENIUS L. (NLD)	Tatuus F4-T421	26.891 +0.076	21.417	33.712 +0.206	27.134	1'49.154 1'49.436	25	0.282
23 19 ANURAG K. (SGP)	Tatuus F4-T421	26.839	21.519	33.694	27.185	1'49.237 1'49.237	22	
24 11 VIISOREANU L. (ROU)	Tatuus F4-T421	26.918 +0.077	21.590	33.498 +0.107	27.273 +0.063	1'49.279 1'49.526	26	0.247
25 16 LARINI D. (ITA)	Tatuus F4-T421	26.948 +0.014	21.670	33.441	27.252 +0.006	1'49.311 1'49.331	24	0.020
26 92 PETROVIC A. (SRB)	Tatuus F4-T421	26.834	21.607	33.594	27.280	1'49.315 1'49.315	23	
27 70 MRAD K. (AUS)	Tatuus F4-T421	26.875 +0.101	21.765	33.647	27.224 +0.041	1'49.511 1'49.653	27	0.142
28 25 WURZ O. (AUT)	Tatuus F4-T421	27.061	21.796	33.550	27.374 +0.048	1'49.781 1'49.829	28	0.048
29 53 ALDEREYAANE O. (SAU)	Tatuus F4-T421	27.069 +0.107	21.759	33.754	27.342	1'49.924 1'50.031	29	0.107
30 62 ROBINSON E. (ESP)	Tatuus F4-T421	27.026 +0.043	21.807	33.917	27.288	1'50.038 1'50.081	30	0.043
31 52 SAVINKOV O. (UKR)	Tatuus F4-T421	27.193	21.757	33.834	27.495 +0.105	1'50.279 1'50.384	31	0.105
32 9 STACK E. (USA)	Tatuus F4-T421	27.020 +0.043	21.873	33.936	27.484 +0.032	1'50.313 1'50.388	32	0.075
33 64 DOBRZANSKI W. (POL)	Tatuus F4-T421	27.138 +0.164	22.266 +0.190	33.970	27.559	1'50.933 1'51.287	33	0.354

12/07/2024

Powered by FICr PERUGIA TIMING





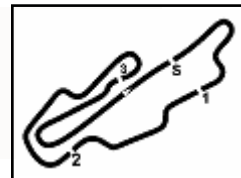
ACI Racing Weekend Mugello, 13-14 Luglio 2024

Italian F4 Championship - Ideal Time Free Practice 2

 Aut.Int. Mugello 5.245 m
2 / 2

No. Driver	Car	Seg. 1	Seg. 2	Seg. 3	Seg. 4	Ideal Time		
		Diff. 1	Diff. 2	Diff. 3	Diff. 4	Best Lap	Pos.	Diff.
34 54 HOLGUIN G. (VEN)	Tatuus F4-T421	27.258 +0.096	22.088	34.272	27.584	1'51.202		
35 37 FIORENTINO F. (BRA)	Tatuus F4-T421	27.483	22.294 +0.133	34.420	27.848 +0.089	1'52.045	34	0.096
36 29 BERREBY N. (CHE)	Tatuus F4-T421	27.565 +0.071	23.053 +0.124	35.107 +0.263	27.936 +0.093	1'53.661	35	0.222
7 SAMMALISTO L. (FIN)	Tatuus F4-T421					1'54.212	36	0.551
Overall Ideal Time		26.593	21.207	33.100	26.901	1'47.801		





ACI Racing Weekend Mugello, 13-14 Luglio 2024

Italian F4 Championship - Chronological Analysis Free Practice 2

3 M. POPOV (1'49.076)

Lap	Seg.1	Seg.2	Seg.3	Seg.4	Lap Time	km/h	Local Time
1							
2	35.772	24.075	38.461	1'03.104	2'41.412P	154,7	12:41'33.196
3	1'10.027	24.013	36.215	27.812	2'38.067P	157,4	12:44'11.263
4	27.391	22.089	34.413	27.428	1'51.321	227,4	12:46'02.584
5	27.384	21.972	34.206	27.471	1'51.033	229,3	12:47'53.617
6	27.344	22.395	44.398	28.357	2'02.494	227,8	12:49'56.111
7	57.563				1'54.342P	228,8	13:01'50.453
8	36.429	23.438	37.592	29.825	2'07.284P	153,8	13:03'57.737
9	29.076	25.304	40.740	30.486	2'05.606	218,6	13:06'03.343
10	26.831	21.559	33.500	27.218	1'49.108	228,8	13:07'52.451
11	26.905	21.544	33.501	27.126	1'49.076	229,8	13:09'41.527
12	31.263	30.412	40.523	31.019	2'13.217	228,8	13:11'54.744
13	26.898	21.671	33.989	27.313	1'49.871	227,8	13:13'44.615
14	26.889	21.906	34.739		229,3		

2	34.266	23.194	35.005	28.127	2'00.592P	163,4	12:39'11.355
3	27.624	22.130	34.511	27.286	1'51.551	225,9	12:41'02.906
4	28.020	22.160	34.193	27.444	1'51.817	227,8	12:42'54.723
5	27.314	22.149	34.317	27.257	1'51.037	226,9	12:44'45.760
6	27.351	21.961	34.405	27.311	1'51.028	227,8	12:46'36.788
7	27.650				15'11.821P	227,4	13:01'48.609
8	37.164	23.133	36.193	33.124	2'09.614P	141,9	13:03'58.223
9	28.821	25.493	47.466	35.079	2'16.859	220,0	13:06'15.082
10	26.838	21.356	33.765	27.069	1'49.028	227,4	13:08'04.110
11	26.957	21.473	33.744	27.007	1'49.181	226,9	13:09'53.291
12	26.929	23.441	39.214	28.071	1'57.655	229,3	13:11'50.946
13	26.851	21.507	34.078	1'08.098	2'30.534P	230,8	13:14'21.480

11 L. VIISOREANU (1'49.526)

Lap	Seg.1	Seg.2	Seg.3	Seg.4	Lap Time	km/h	Local Time
1							
2	36.368	24.107	35.881	28.076	2'04.432P	158,6	12:39'39.066
3	27.968	22.667	35.268	27.932	1'53.835	224,1	12:41'32.901
4	27.972	23.003	37.524	29.216	1'57.715	226,4	12:43'30.616
5	28.080	22.759	35.684	11'30.316	12'56.839P	226,9	12:56'27.455
6	35.425	23.837	35.170	27.791	2'02.223P	157,0	12:58'29.678
7	27.155	21.770	33.498	27.273	1'49.696	221,8	13:00'19.374
8	26.995	21.590	33.605	27.336	1'49.526	226,9	13:02'08.900
9	26.979	21.932	38.092	32.289	1'59.292	227,8	13:04'08.192
10	27.150	21.879	39.062	5'40.720	7'08.811P	227,4	13:11'17.003
11	34.778	22.794	34.907	27.472	1'59.951P	159,1	13:13'16.954
12	26.918	21.687	34.147	27.451	1'50.203	228,8	13:15'07.157

12 G. PRADEL (1'48.877)

Lap	Seg.1	Seg.2	Seg.3	Seg.4	Lap Time	km/h	Local Time
1							
2	35.580	22.723	34.763	31.330	2'04.396P	158,6	12:40'47.611
3	27.487	22.102	34.319	27.504	1'51.412	222,7	12:42'39.023
4	27.390	22.113	34.285	27.508	1'51.296	225,5	12:44'30.319
5	27.488	22.132	34.292	27.570	1'51.482	225,5	12:46'21.801
6	27.350	22.158	34.390	27.581	1'51.479	226,4	12:48'13.280
7	27.562	22.229	44.570	11'39.233	13'13.594P	226,9	13:01'26.874
8	36.340	26.057	36.957	29.935	2'09.289P	157,7	13:03'36.163
9	27.843	26.261	39.937	27.596	2'01.637	218,2	13:05'37.800
10	26.691	21.563	33.526	27.097	1'48.877	226,9	13:07'26.677
11	26.742	21.544	33.713	27.032	1'49.031	227,8	13:09'15.708
12	26.869	21.785	42.134	28.761	1'59.549	228,3	13:11'15.257
13	26.738	21.536	34.084	27.227	1'49.585	230,3	13:13'04.842
14	26.915	21.860	35.005		230,3		

14 R. AL DHAHERI (1'48.443)

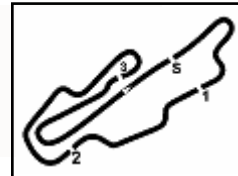
Lap	Seg.1	Seg.2	Seg.3	Seg.4	Lap Time	km/h	Local Time
1							
2	42.994	25.320	39.257	29.763	2'17.334P	137,1	12:41'26.134
3	29.805	24.383	38.228	27.919	2'00.335	214,7	12:43'26.469
4	27.221	21.715	33.882	27.358	1'50.176	225,9	12:45'16.645
5	27.188	21.811	38.428	31.790	1'59.217	223,6	12:47'15.862
6	27.029	21.643	33.875	27.371	1'49.918	224,5	12:49'05.780
7	27.092				11'49.285P	225,9	13:00'55.065
8	40.057	26.376	39.092	29.043	2'14.568P	145,9	13:03'09.633
9	28.688	23.315	36.632	29.186	1'57.821	219,1	13:05'07.454
10	26.839	21.283	33.215	27.106	1'48.443	225,5	13:06'55.897
11	26.703	21.287	33.455	27.069	1'48.514	226,9	13:08'44.411
12	30.625	29.226	39.608	27.216	2'06.675	228,3	13:10'51.086
13	26.851	21.379	33.509	27.301	1'49.040	226,9	13:12'40.126
14	27.018				3'35.242P	230,8	13:16'15.368

10 M. FERREIRA (1'49.028)

Lap	Seg.1	Seg.2	Seg.3	Seg.4	Lap Time	km/h	Local Time
1							

12/07/2024

P = Pits In/Out - C = Lap Time Cancelled



ACI Racing Weekend Mugello, 13-14 Luglio 2024

Italian F4 Championship - Chronological Analysis Free Practice 2

16 D. LARINI (1'49.331)

Lap	Seg.1	Seg.2	Seg.3	Seg.4	Lap Time	km/h	Local Time
1							
2	37.191	24.102	38.771	29.875	2'09.939P	142,9	12:41'26.933
3	29.783	24.733	37.563	28.423	2'00.502	205,3	12:43'27.435
4	27.447	22.237	34.496	27.638	1'51.818	225,9	12:45'19.253
5	27.368	22.202	36.273	33.279	1'59.122	227,4	12:47'18.375
6	27.489	22.146	34.351	27.490	1'51.476	227,4	12:49'09.851
7	27.482	22.185	1'17.311	9'28.713	11'35.691P	227,8	13:00'45.542
8	39.410	25.816	38.761	28.909	2'12.896P	138,8	13:02'58.438
9	29.561	24.950	37.102	28.183	1'59.796	215,1	13:04'58.234
10	26.948	21.837	33.546	27.252	1'49.583	228,3	13:06'47.817
11	26.962	21.670	33.441	27.258	1'49.331	227,8	13:08'37.148
12	28.349	26.014	41.233	27.867	2'03.463	228,8	13:10'40.611
13	27.099	21.888	33.855	27.406	1'50.248	229,8	13:12'30.859
14	27.029				3'55.587P	229,8	13:16'26.446

23 R. FRANCO (1'48.910)

Lap	Seg.1	Seg.2	Seg.3	Seg.4	Lap Time	km/h	Local Time
1							
2	37.759	24.761	37.161	28.577	2'08.258P	141,9	12:42'22.021
3	28.127	22.909	34.786	29.901	1'55.723	220,9	12:44'17.744
4	27.212	22.011	34.175	27.413	1'50.811	225,9	12:46'08.555
5	27.401	22.031	34.233	28.206	1'51.871	227,8	12:48'00.426
6	27.382	22.054	39.072	13'00.379	14'28.887P	225,9	13:02'29.313
7	35.574	23.020	47.386	27.686	2'13.666P	158,1	13:04'42.979
8	26.936	21.510	33.411	27.103	1'48.960	227,4	13:06'31.939
9	26.855	21.391	33.515	27.149	1'48.910	228,8	13:08'20.849
10	32.542	27.412	39.547	28.135	2'07.636	230,3	13:10'28.485
11	26.992	21.659	33.886	27.350	1'49.887	229,8	13:12'18.372
12	27.062				4'11.110P	232,3	13:16'29.482

19 K. ANURAG (1'49.237)

Lap	Seg.1	Seg.2	Seg.3	Seg.4	Lap Time	km/h	Local Time
1							
2	34.916	22.936	34.969	59.114	2'31.935P	160,0	12:39'51.679
3	1'45.186	22.379	35.785	27.608	3'10.958P	157,9	12:43'02.637
4	27.188	22.118	34.249	27.352	1'50.907	225,5	12:44'53.544
5	27.252	27.728	44.689	29.004	2'08.673	225,9	12:47'02.217
6	27.352	21.941	34.222	27.296	1'50.811	224,1	12:48'53.028
7	27.099	21.895	46.942	11'25.509	13'01.445P	226,4	13:01'54.473
8	35.571	23.933	40.781	28.956	2'09.241P	159,3	13:04'03.714
9	29.998	31.392	40.045	33.320	2'14.755	224,1	13:06'18.469
10	26.839	21.519	33.694	27.185	1'49.237	225,9	13:08'07.706
11	26.916	24.581	39.751	28.610	1'59.858	228,8	13:10'07.564
12	26.873	21.671	34.151	27.461	1'50.156	226,9	13:11'57.720
13	26.871	21.776	35.122			229,3	

25 O. WURZ (1'49.829)

Lap	Seg.1	Seg.2	Seg.3	Seg.4	Lap Time	km/h	Local Time
1							
2	40.631	24.276	37.687	53.684	2'36.278P	144,6	12:43'06.446
3	1'03.958	23.479	36.578	29.339	2'33.354P	161,7	12:45'39.800
4	27.128	22.007	34.851	27.625	1'51.611	225,5	12:47'31.411
5	27.234	22.000	7'47.741	5'07.126	13'44.101P	227,4	13:01'15.512
6	39.324	24.422	37.291	28.596	2'09.633P	138,8	13:03'25.145
7	28.384	22.782	36.878	29.996	1'58.040	210,1	13:05'23.185
8	27.061	21.796	33.550	27.422	1'49.829	225,9	13:07'13.014
9	27.233	21.878	33.819	27.463	1'50.393	226,4	13:09'03.407
10	27.169	22.072	34.245	27.374	1'50.860	227,8	13:10'54.267
11	32.232	30.603	42.170	28.332	2'13.337	180,0	13:13'07.604
12	27.120	21.860	33.839			228,3	

27 F. SLATER (1'48.070)

Lap	Seg.1	Seg.2	Seg.3	Seg.4	Lap Time	km/h	Local Time
1							
2	40.016	27.006	40.086	29.589	2'16.697P	149,8	12:41'24.642
3	30.099	24.688	37.244	28.553	2'00.584	212,6	12:43'25.226
4	27.182	22.239	35.814	27.888	1'53.123	221,3	12:45'18.349
5	37.613	28.553	47.352	27.976	2'21.494	160,5	12:47'39.843
6	27.029	21.829	33.868	27.160	1'49.886	225,0	12:49'29.729
7	26.960				11'16.762P	229,3	13:00'46.491
8	37.968	25.197	37.998	28.910	2'10.073P	144,8	13:02'56.564
9	29.718	24.218	37.088	28.140	1'59.164	218,6	13:04'55.728
10	26.745	21.207	33.217	26.901	1'48.070	226,4	13:06'43.798
11	26.633	21.266	33.435	26.923	1'48.257	227,8	13:08'32.055
12	30.567	25.556	41.278	28.056	2'05.457	207,3	13:10'37.512
13	26.673	21.410	33.557	27.040	1'48.680	228,3	13:12'26.192
14	26.703				3'04.695P	230,3	13:15'30.887

22 E. FREY (1'49.081)

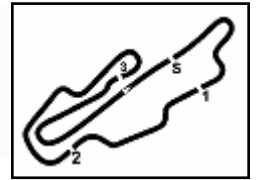
Lap	Seg.1	Seg.2	Seg.3	Seg.4	Lap Time	km/h	Local Time
1							
2	37.011	23.562	37.521	52.745	2'30.839P	156,3	12:42'07.023
3	48.895	22.839	39.041	28.557	2'19.332P	161,9	12:44'26.355
4	27.337	22.329	34.100	27.463	1'51.229	225,5	12:46'17.584
5	27.318	22.043	34.184	27.501	1'51.046	226,4	12:48'08.630
6	30.075	24.355	48.252	11'16.459	12'59.141P	227,8	13:01'07.771
7	37.265	24.490	38.872	28.237	2'08.864P	141,0	13:03'16.635
8	29.055	24.767	39.981	29.707	2'03.510	219,1	13:05'20.145
9	26.901	21.571	33.413	27.196	1'49.081	227,4	13:07'09.226
10	26.876	21.617	33.667	27.324	1'49.484	228,8	13:08'58.710
11	29.497	28.380	36.978	29.844	2'04.699	230,8	13:11'03.409
12	27.009	21.601	33.917	27.406	1'49.933	232,3	13:12'53.342
13	27.198	22.053	34.426			230,8	

29 N. BERREBY (1'54.212)

Lap	Seg.1	Seg.2	Seg.3	Seg.4	Lap Time	km/h	Local Time
1							
2	42.313	27.296	38.560	29.200	2'17.369P	126,2	12:40'18.970
3	30.072	24.330	36.485	2'01.411	3'32.298P	223,1	12:43'51.268
4	37.604	25.174	37.272	29.814	2'09.864P	129,3	12:46'01.132
5	28.392	24.699	36.086	30.322	1'59.499	224,5	12:48'00.631
6	28.180	23.318	37.793	28.153	1'57.444	217,3	12:49'58.075
7	56.141				6'17.013P	220,0	12:56'15.088
8	35.094	23.848	36.054	28.416	2'03.412P	157,9	12:58'18.500
9	27.896	23.053	35.625	28.065	1'54.639	225,0	13:00'13.139
10	27.636	23.177	35.370	28.029	1'54.212	226,4	13:02'07.351
11	27.724	23.949	36.186	29.184	1'57.043	226,4	13:04'04.394
12	28.183	23.873	37.179	31.510	2'00.745	228,3	13:06'05.139
13	27.666	23.358	35.394	27.936	1'54.354	229,8	13:07'59.493

12/07/2024 P = Pits In/Out - C = Lap Time Cancelled





14	27.623	23.096	35.107	28.405	1'54.231	228,8	13:09'53.724	7	43.525					11'43.993P	222,7	13:01'33.508
15	27.838	23.526	38.016	28.584	1'57.964	232,3	13:11'51.688	8	40.034	26.874	41.506	29.202	2'17.616P	152,8	13:03'51.124	
16	27.565	25.420	37.108	30.019	2'00.112	230,3	13:13'51.800	9	29.526	24.078	37.018	27.848	1'58.470	215,6	13:05'49.594	
17	29.621					229,3		10	27.483	22.427	34.420	27.937	1'52.267	227,8	13:07'41.861	

31 A. BOHRA (1'48.391)

Lap	Seg.1	Seg.2	Seg.3	Seg.4	Lap Time	km/h	Local Time
1							
2	35.770	23.576	35.395	52.036	2'26.777P	158,4	12:39'33.902
3	52.472	22.891	34.766	27.555	2'17.684P	161,0	12:41'51.586
4	27.184	22.017	34.055	27.320	1'50.576	224,1	12:43'42.162
5	27.030	22.227	35.391	27.367	1'52.015	226,4	12:45'34.177
6	26.969	21.913	33.949	27.210	1'50.041	226,9	12:47'24.218
7	26.999	21.743	34.056	27.266	1'50.064	226,9	12:49'14.282
8	27.633				13'19.240P	229,8	13:02'33.522
9	39.735	25.357	35.769	27.570	2'08.431P	155,6	13:04'41.953
10	26.793	21.223	33.302	27.073	1'48.391	225,0	13:06'30.344
11	26.692	21.310	33.318	27.080	1'48.400	226,9	13:08'18.744
12	33.305	27.606	38.892	27.412	2'07.215	220,0	13:10'25.959
13	26.741	26.437	36.373	27.325	1'56.876	226,4	13:12'22.835
14	26.601	21.307	33.368	27.232	1'48.508	229,3	13:14'11.343
15	26.659	21.465	33.336		230,3		

45 J. BEETON (1'48.047)

Lap	Seg.1	Seg.2	Seg.3	Seg.4	Lap Time	km/h	Local Time
1							
2	35.752	23.113	35.052	57.026	2'30.943P	159,3	12:39'39.925
3	1'15.535	22.098	34.670	27.374	2'39.677P	159,8	12:42'19.602
4	27.174	21.940	33.983	27.269	1'50.366	227,8	12:44'09.968
5	26.983	21.856	34.051	27.454	1'50.344	227,8	12:46'00.312
6	27.164	22.020	34.290	27.214	1'50.688	228,3	12:47'51.000
7	27.204	22.082	40.229	13'05.973	14'35.488P	229,8	13:02'26.488
8	35.839	22.678	35.696	27.361	2'01.574P	157,4	13:04'28.062
9	26.776	21.217	33.115	26.939	1'48.047	224,5	13:06'16.109
10	26.609	21.509	34.716	33.921	1'56.755	228,8	13:08'12.864
11	26.756	22.032	36.621	27.803	1'53.212	228,8	13:10'06.076
12	26.734	21.331	34.507	3'15.650	4'38.222P	227,4	13:14'44.298

33 T. STOLCERMANIS (1'48.780)

Lap	Seg.1	Seg.2	Seg.3	Seg.4	Lap Time	km/h	Local Time
1							
2	43.450	24.555	35.881	28.537	2'12.423P	95,2	12:40'39.951
3	28.002	22.884	35.067	27.981	1'53.934	215,6	12:42'33.885
4	27.272	21.996	34.187	27.569	1'51.024	224,5	12:44'24.909
5	27.241	21.729	33.975	27.454	1'50.399	226,4	12:46'15.308
6	33.553	27.141	39.396	28.082	2'08.172	178,2	12:48'23.480
7	27.211	21.816	37.324	11'47.623	13'13.974P	224,5	13:01'37.454
8	44.004	25.403	39.546	29.765	2'18.718P	106,2	13:03'56.172
9	28.896	25.259	39.696	27.576	2'01.427	219,5	13:05'57.599
10	26.882	21.485	33.444	27.264	1'49.075	227,4	13:07'46.674
11	26.770	21.300	33.478	27.232	1'48.780	227,4	13:09'35.454
12	31.607	28.170	41.760	28.555	2'10.092	199,6	13:11'45.546
13	26.707	21.372	33.734	3'01.692	4'23.505P	228,3	13:16'09.051

50 D. GOWDA (1'48.742)

Lap	Seg.1	Seg.2	Seg.3	Seg.4	Lap Time	km/h	Local Time
1							
2	43.692	25.524	40.075	32.455	2'21.746P	137,4	12:41'32.215
3	29.923	23.975	41.899	37.776	2'13.573	197,4	12:43'45.788
4	27.225	21.956	34.428	28.444	1'52.053	222,7	12:45'37.841
5	27.145	21.770	34.203	27.576	1'50.694	225,0	12:47'28.535
6	35.391	30.246	51.094	29.151	2'25.882	226,4	12:49'54.417
7	57.467				11'43.721P	182,4	13:01'38.138
8	44.035	25.605	39.508	30.064	2'19.212P	108,5	13:03'57.350
9	29.090	25.006	41.109	29.695	2'04.900	217,3	13:06'02.250
10	26.848	21.403	33.431	27.234	1'48.916	226,9	13:07'51.166
11	26.798	21.400	33.390	27.154	1'48.742	227,4	13:09'39.908
12	32.553	30.967	49.572	27.944	2'21.036	225,9	13:12'00.944
13	26.793	21.412	33.843	2'10.321	3'32.369P	228,3	13:15'33.313

36 G. JONSSON (1'48.594)

Lap	Seg.1	Seg.2	Seg.3	Seg.4	Lap Time	km/h	Local Time
1							
2	38.210	26.147	41.350	28.465	2'14.172P	157,9	12:41'55.423
3	30.077	23.840	35.347	27.554	1'56.818	225,5	12:43'52.241
4	27.536	21.981	34.082	27.191	1'50.790	226,9	12:45'43.031
5	27.125	21.713	34.076	27.151	1'50.065	228,3	12:47'33.096
6	27.214				13'57.815P	229,3	13:01'30.911
7	40.388	27.191	41.754	29.097	2'18.430P	152,3	13:03'49.341
8	29.357	24.263	35.641	27.353	1'56.614	221,3	13:05'45.955
9	26.836	21.366	33.305	27.108	1'48.615	227,4	13:07'34.570
10	26.832	21.423	33.368	26.971	1'48.594	228,3	13:09'23.164
11	31.777	28.709	40.729	27.696	2'08.911	216,9	13:11'32.075
12	26.735	21.389	33.489	27.169	1'48.782	228,3	13:13'20.857
13	26.892				1'58.818P	230,8	13:15'19.675

51 K. NAKAMURA-BERTA (1'48.175)

Lap	Seg.1	Seg.2	Seg.3	Seg.4	Lap Time	km/h	Local Time
1							
2	38.621	25.328	38.541	29.485	2'11.975P	142,9	12:40'59.167
3	31.399	25.627	42.232	29.594	2'08.852	189,5	12:43'08.019
4	27.094	21.717	33.464	27.322	1'49.597	224,5	12:44'57.616
5	26.899	21.782	33.601	27.248	1'49.530	228,8	12:46'47.146
6	31.193	27.239	42.159	27.703	2'08.294	230,8	12:48'55.440
7	26.937	21.593	1'01.544	9'55.992	11'46.066P	227,8	13:00'41.506
8	42.006	26.893	38.566	28.820	2'16.285P	149,0	13:02'57.791
9	29.568	24.833	36.985	28.248	1'59.634	220,0	13:04'57.425
10	26.689	21.233	33.222	27.031	1'48.175	226,9	13:06'45.600
11	26.632	21.303	33.241	27.032	1'48.208	228,3	13:08'33.808
12	30.715	25.671	41.295	27.973	2'05.654	218,6	13:10'39.462
13	26.706	21.353	33.552	2'50.676	4'12.287P	228,3	13:14'51.749

37 F. FIORENTINO (1'52.267)

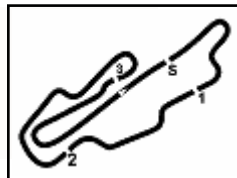
Lap	Seg.1	Seg.2	Seg.3	Seg.4	Lap Time	km/h	Local Time
1							
2	39.989	24.517	35.553	1'04.363	2'44.422P	106,1	12:41'18.467
3	1'10.078	23.243	35.206	28.675	2'37.202P	154,3	12:43'55.669
4	29.135	24.096	37.373	28.098	1'58.702	223,6	12:45'54.371
5	27.707	22.496	35.125	27.989	1'53.317	223,6	12:47'47.688
6	27.804	22.713	42.966	28.344	2'01.827	225,5	12:49'49.515

52 O. SAVINKOV (1'50.384)

Lap	Seg.1	Seg.2	Seg.3	Seg.4	Lap Time	km/h	Local Time
1							
2	36.367	24.491	41.972	29.885	2'12.715P	154,3	12:42'08.315
3	28.678	25.529	35.382	27.912	1'57.501	218,6	12:44'05.816
4	27.471	22.383	35.314	28.126	1'53.294	225,5	12:45'59.110
5	27.646	22.119	34.393	28.503	1'52.661	225,9	12:47'51.771

12/07/2024 P = Pits In/Out - C = Lap Time Cancelled





ACI Racing Weekend Mugello, 13-14 Luglio 2024

Italian F4 Championship - Chronological Analysis Free Practice 2

6	27.508	22.235	44.143	11'32.908	13'06.794P	228,3	13:00'58.565	2	36.317	25.550	38.888	28.809	2'09.564P	155,6	12:43'04.115
7	39.425	25.982	40.714	29.569	2'15.690P	140,8	13:03'14.255	3	27.792	22.311	34.478	27.697	1'52.278	222,2	12:44'56.393
8	28.176	23.764	36.983	30.344	1'59.267	221,8	13:05'13.522	4	27.694	23.292	42.548	33.476	2'07.010	225,0	12:47'03.403
9	27.193	21.757	33.834	27.600	1'50.384	224,1	13:07'03.906	5	27.694	22.189	35.049	27.818	1'52.750	225,5	12:48'56.153
10	27.277	21.805	34.046	27.495	1'50.623	226,4	13:08'54.529	6	29.205	28.686	1'14.905	9'53.360	12'06.156P	228,3	13:01'02.309
11	32.266	29.000	38.126	30.365	2'09.757	199,3	13:11'04.286	7	36.038	24.618	38.839	28.854	2'08.349P	157,0	13:03'10.658
12	27.376	22.037	34.129	27.679	1'51.221	228,3	13:12'55.507	8	28.552	23.290	36.665	29.978	1'58.485	221,8	13:05'09.143
13	27.345				2'31.147P	227,8	13:15'26.654	9	27.069	21.807	33.917	27.288	1'50.081	227,8	13:06'59.224

53 O. ALDEREYAANE (1'50.031)

Lap	Seg.1	Seg.2	Seg.3	Seg.4	Lap Time	km/h	Local Time
1							
2	37.134	23.055	35.175	27.786	2'03.150P	150,0	12:40'28.865
3	28.135	22.451	34.489	27.642	1'52.717	223,6	12:42'21.582
4	27.580	22.290	34.431	27.722	1'52.023	225,9	12:44'13.605
5	27.673	22.252	34.518	27.963	1'52.406	225,9	12:46'06.011
6	31.242	23.783	35.782	27.700	1'58.507	226,4	12:48'04.518
7	27.892	22.181	36.532	11'39.317	13'05.922P	225,9	13:01'10.440
8	37.456	24.855	37.469	28.327	2'08.107P	153,2	13:03'18.547
9	27.395	27.454	42.195	31.200	2'08.244	225,5	13:05'26.791
10	27.176	21.759	33.754	27.342	1'50.031	225,5	13:07'16.822
11	27.069	21.965	34.170	27.423	1'50.627	227,8	13:09'07.449
12	27.359	22.998	42.178	27.442	1'59.977	228,8	13:11'07.426
13	27.191	21.904	34.019	27.562	1'50.676	227,8	13:12'58.102
14	27.304	21.985	37.287	2'17.115	3'43.691P	229,3	13:16'41.793

64 W. DOBRZANSKI (1'51.287)

Lap	Seg.1	Seg.2	Seg.3	Seg.4	Lap Time	km/h	Local Time
1							
2	40.936	25.279	39.082	29.553	2'14.850P	135,3	12:41'28.566
3	28.152	24.448	38.665	29.031	2'00.296	219,1	12:43'28.862
4	27.743	22.653	35.206	27.715	1'53.317	228,3	12:45'22.179
5	27.732	22.549	34.833	32.586	1'57.700	226,4	12:47'19.879
6	27.713	22.697	35.206	27.765	1'53.381	228,3	12:49'13.260
7	27.659				8'25.578P	227,4	12:57'38.838
8	38.695	24.732	35.857	28.082	2'07.366P	128,0	12:59'46.204
9	27.754	22.688	34.374	27.806	1'52.622	223,1	13:01'38.826
10	27.562	22.266	34.792	27.706	1'52.326	223,1	13:03'31.152
11	27.469	22.278	34.696	28.502	1'52.945	224,1	13:05'24.097
12	27.138	22.466	34.159	27.662	1'51.425	227,8	13:07'15.522
13	27.302	22.456	33.970	27.559	1'51.287	225,5	13:09'06.809
14	27.404	22.810	37.421	29.947	1'57.582	225,9	13:11'04.391
15	27.641	22.426	34.860	27.752	1'52.679	225,5	13:12'57.070
16	27.359	22.391	34.591	27.764	1'52.105	227,8	13:14'49.175
17	27.407	22.446	34.442			226,4	

54 G. HOLGUIN (1'51.298)

Lap	Seg.1	Seg.2	Seg.3	Seg.4	Lap Time	km/h	Local Time
1							
2	36.373	23.898	36.050	51.965	2'28.286P	154,1	12:40'48.215
3	1'24.615	23.405	35.827	28.133	2'51.980P	155,6	12:43'40.195
4	27.984	23.850	35.291	28.046	1'55.171	225,0	12:45'35.366
5	27.687	22.611	35.514	28.079	1'53.891	224,5	12:47'29.257
6	27.814				8'43.188P	226,9	12:56'12.445
7	36.448	23.573	38.805	29.635	2'08.461P	151,5	12:58'20.906
8	27.970	22.758	34.707	27.899	1'53.334	219,1	13:00'14.240
9	29.194	26.592	35.006	27.717	1'58.509	224,5	13:02'12.749
10	27.697	22.410	34.389	28.621	1'53.117	223,6	13:04'05.866
11	27.403	22.494	37.418	31.871	1'59.186	225,0	13:06'05.052
12	30.102	25.618	37.592	28.126	2'01.438	225,9	13:08'06.490
13	27.354	22.088	34.272	27.584	1'51.298	224,5	13:09'57.788
14	27.359	22.711	37.192	27.773	1'55.035	226,9	13:11'52.823
15	27.258	22.582	34.864	27.660	1'52.364	228,3	13:13'45.187
16	27.819				2'46.780P	230,8	13:16'31.967

70 K. MRAD (1'49.653)

Lap	Seg.1	Seg.2	Seg.3	Seg.4	Lap Time	km/h	Local Time
1							
2	38.260	23.236	35.151	54.307	2'30.954P	120,8	12:40'08.857
3	1'38.637	22.567	34.624	27.669	3'03.497P	154,7	12:43'12.354
4	27.466	22.153	34.413	27.606	1'51.638	223,1	12:45'03.992
5	27.789	22.293	34.553	27.515	1'52.150	223,6	12:46'56.142
6	27.436	22.155	34.477	27.560	1'51.628	223,6	12:48'47.770
7	27.527	22.172	49.978	11'15.117	12'54.794P	223,6	13:01'42.564
8	40.297	25.602	40.212	29.997	2'16.108P	119,5	13:03'58.672
9	28.924	25.483	40.095	31.297	2'05.799	220,4	13:06'04.471
10	26.976	21.765	33.647	27.265	1'49.653	225,0	13:07'54.124
11	26.875	21.849	33.975	27.224	1'49.923	225,5	13:09'44.047
12	29.547	30.685	49.186	28.453	2'17.871	225,9	13:12'01.918
13	27.013	21.878	34.152	27.559	1'50.602	228,8	13:13'52.520
14	27.727					230,3	

71 M. REHM (1'48.984)

Lap	Seg.1	Seg.2	Seg.3	Seg.4	Lap Time	km/h	Local Time
1							
2	35.361	23.364	35.089	27.590	2'01.404P	159,5	12:39'16.617
3	27.282	22.233	34.332	27.456	1'51.303	226,9	12:41'07.920
4	27.490	22.190	35.127	27.369	1'52.176	227,8	12:43'00.096
5	27.236	21.964	34.306	27.473	1'50.979	228,8	12:44'51.075
6	27.069	22.108	36.872	27.659	1'53.708	228,3	12:46'44.783
7	27.325	22.044	34.458	27.470	1'51.297	227,8	12:48'36.080
8	27.198	22.024	36.519	12'33.981	13'59.722P	228,3	13:02'35.802
9	38.759	24.986	36.269	29.419	2'09.433P	157,4	13:04'45.235
10	27.008	21.560	33.531	27.075	1'49.174	226,9	13:06'34.409

62 E. ROBINSON (1'50.081)

Lap	Seg.1	Seg.2	Seg.3	Seg.4	Lap Time	km/h	Local Time
1							

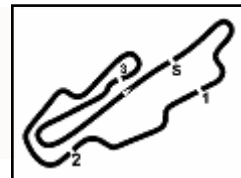
12/07/2024

P = Pits In/Out - C = Lap Time Cancelled





2.5



Aut.Int. Mugello 5.245 m

ACI Racing Weekend Mugello, 13-14 Luglio 2024 Italian F4 Championship - Chronological Analysis Free Practice 2

5 / 5

11	26.881	21.566	33.482	27.055	1'48.984	229,8	13:08'23.393	4	27.441	22.242	34.431	27.506	1'51.620	225,5	12:45'48.849
12	29.416	27.462	39.488	27.515	2'03.881	229,3	13:10'27.274	5	27.339	22.017	34.466	27.707	1'51.529	225,5	12:47'40.378
13	27.025	21.669	33.855	27.328	1'49.877	229,3	13:12'17.151	6	27.435	22.118	34.695	12'30.080	13'54.328P	227,8	13:01'34.706
14	26.947	21.652	33.916			230,8		7	41.271	27.392	41.294	32.074	2'22.031P	146,7	13:03'56.737

73 E. OLIVIERI (1'49.063)

Lap	Seg.1	Seg.2	Seg.3	Seg.4	Lap Time	km/h	Local Time
1							
2	36.716	23.625	35.411	27.699	2'03.451P	150,4	12:40'20.128
3	27.652	22.315	34.394	27.480	1'51.841	225,0	12:42'11.969
4	27.321	22.171	34.400	27.789	1'51.681	225,9	12:44'03.650
5	27.415	22.767	34.596	27.938	1'52.716	227,4	12:45'56.366
6	27.290				5'27.762P	226,9	12:51'24.128
7	1'19.363	1'07.203	1'38.575	1'28.510	5'33.651P	56,2	12:56'57.779
8	37.290	24.243	36.121	27.581	2'05.235P	141,4	12:59'03.014
9	27.148	21.715	33.372	27.216	1'49.451	224,1	13:00'52.465
10	27.054	21.468	33.319	27.222	1'49.063	224,5	13:02'41.528
11	29.833				5'16.586P	222,2	13:07'58.114
12	42.518	24.691	36.825	28.298	2'12.332P	155,8	13:10'10.446
13	27.043	21.554	34.616	31.869	1'55.082	227,4	13:12'05.528
14	26.862	21.479	33.641	27.275	1'49.257	229,8	13:13'54.785
15	26.959	21.603	35.501		230,3		

92 A. PETROVIC (1'49.315)

Lap	Seg.1	Seg.2	Seg.3	Seg.4	Lap Time	km/h	Local Time
1							
2	35.742	23.560	34.915	27.720	2'01.937P	159,3	12:39'30.491
3	27.778	22.386	37.551	28.934	1'56.649	223,1	12:41'27.140
4	28.163	25.486	38.756	28.809	2'01.214	225,5	12:43'28.354
5	27.394	22.244	34.630	27.516	1'51.784	225,9	12:45'20.138
6	27.428	22.218	34.594	27.585	1'51.825	228,3	12:47'11.963
7	27.598	22.336	34.774	27.616	1'52.324	224,5	12:49'04.287
8	30.908				1'33.463P	225,9	12:50'37.750
9	1'38.933				10'16.068P	52,9	13:00'53.818
10	41.947	26.131	39.406	29.036	2'16.520P	136,2	13:03'10.338
11	28.648	23.229	36.600	29.766	1'58.243	221,3	13:05'08.581
12	26.978	21.847	35.643	27.537	1'52.005	223,6	13:07'00.586
13	26.834	21.607	33.594	27.280	1'49.315	227,8	13:08'49.901
14	32.185	31.393	38.222	27.860	2'09.660	226,9	13:10'59.561
15	26.926	21.684	33.920	27.373	1'49.903	225,5	13:12'49.464
16	26.943	21.689	34.184	27.411	1'50.227	230,3	13:14'39.691
17	27.156				227,8		

77 E. YEH (1'49.221)

Lap	Seg.1	Seg.2	Seg.3	Seg.4	Lap Time	km/h	Local Time
1							
2	37.447	26.148	39.037	29.864	2'12.496P	155,2	12:39'37.405
3	30.568	24.550	38.250	27.960	2'01.328	212,2	12:41'38.733
4	27.353	22.203	35.475	31.399	1'56.430	227,4	12:43'35.163
5	27.151	22.029	34.044	27.388	1'50.612	226,4	12:45'25.775
6	27.116	21.907	33.983	27.587	1'50.593	227,8	12:47'16.368
7	27.342	22.162	38.401	27.604	1'55.509	229,8	12:49'11.877
8	27.304				11'36.657P	228,8	13:00'48.534
9	38.246	25.738	38.130	28.779	2'10.893P	155,2	13:02'59.427
10	29.228	25.104	38.038	28.408	2'00.778	212,6	13:05'00.205
11	27.052	21.678	33.347	27.214	1'49.291	225,0	13:06'49.496
12	26.915	21.636	33.413	27.257	1'49.221	228,3	13:08'38.717
13	29.236	25.778	41.186	27.733	2'03.933	215,6	13:10'42.650
14	26.894	21.743	33.921	27.361	1'49.919	226,9	13:12'32.569
15	33.535	29.202	43.298	28.991	2'15.026	230,8	13:14'47.595
16	26.994	21.818	33.725		226,9		

80 A. POWELL (1'48.572)

Lap	Seg.1	Seg.2	Seg.3	Seg.4	Lap Time	km/h	Local Time
1							
2	37.885	25.093	36.959	58.944	2'38.881P	151,0	12:40'45.211
3	1'14.392	24.453	42.998	30.955	2'52.798P	159,3	12:43'38.009
4	27.330	21.941	33.926	27.510	1'50.707	222,7	12:45'28.716
5	27.406	25.500	42.819	33.269	2'08.994	225,9	12:47'37.710
6	27.194	21.955	33.940	27.435	1'50.524	225,9	12:49'28.234
7	27.299				11'40.417P	227,4	13:01'08.651
8	36.688	25.104	37.309	28.194	2'07.295P	147,3	13:03'15.946
9	28.806	24.987	39.680	29.364	2'02.837	224,5	13:05'18.783
10	26.893	21.601	33.140	27.134	1'48.768	225,9	13:07'07.551
11	26.726	21.298	33.379	27.169	1'48.572	227,4	13:08'56.123
12	29.964	29.039	37.934	29.708	2'06.645	230,3	13:11'02.768
13	26.861	21.505	33.358	3'58.088	5'19.812P	227,4	13:16'22.580

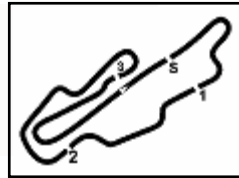
88 L. HODENIUS (1'49.436)

Lap	Seg.1	Seg.2	Seg.3	Seg.4	Lap Time	km/h	Local Time
1							
2	41.704	26.910	38.937	29.180	2'16.731P	135,0	12:42'01.802
3	28.575	23.631	35.288	27.933	1'55.427	219,1	12:43'57.229

12/07/2024 P = Pits In/Out - C = Lap Time Cancelled

Powered by FICr PERUGIA TIMING

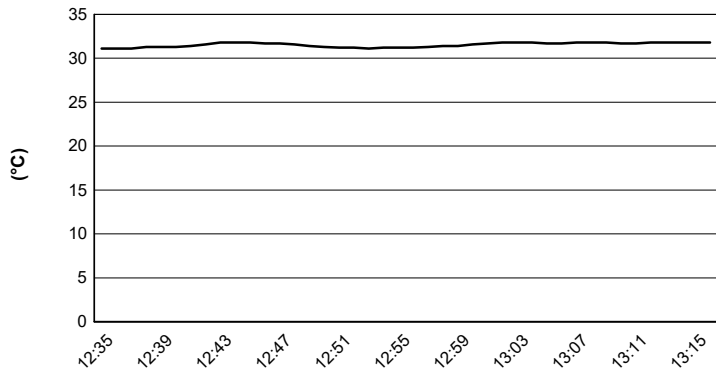




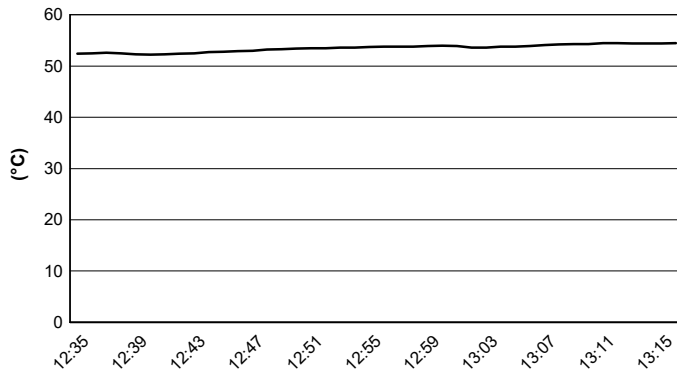
Aut.Int. Mugello 5.245 m

ACI Racing Weekend Mugello, 13-14 Luglio 2024
Italian F4 Championship - Weather Report Free Practice 2
 Session started 12:35 - Session ended 13:16

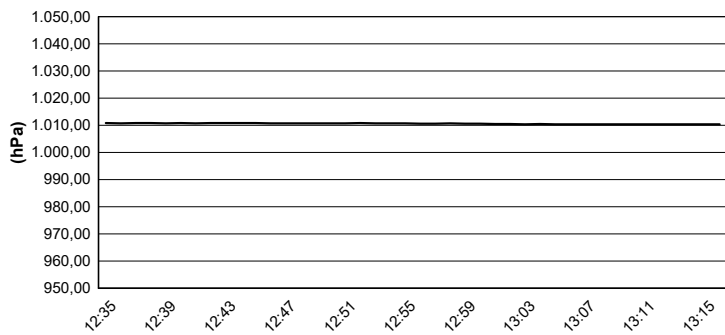
Air Temperature



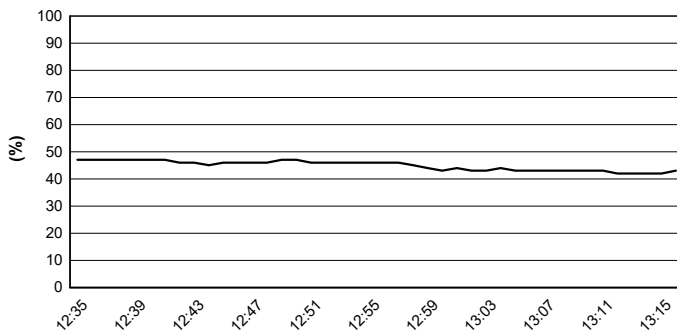
Track Temperature



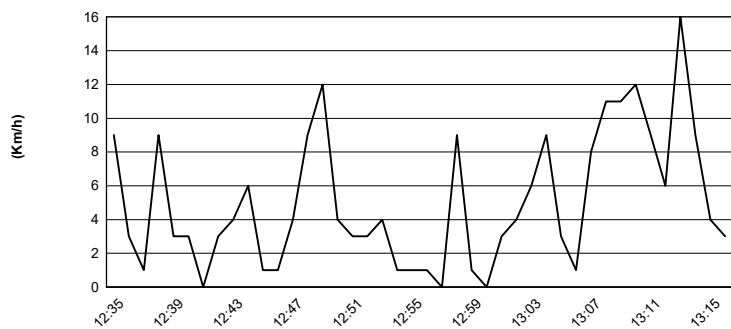
Air Pressure



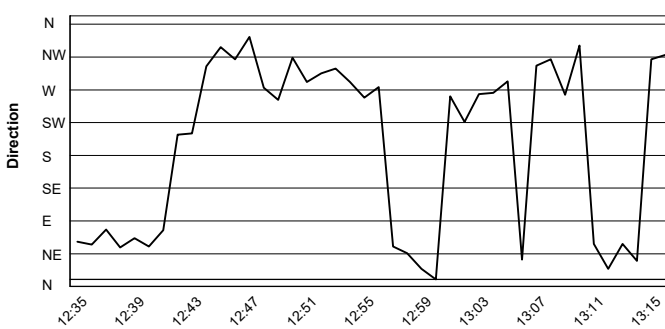
Humidity



Wind Speed



Wind Direction



12/07/2024

