



ACI Racing Weekend Monza, 26-27 Ottobre 2024

Italian F4 Championship - Results Race 3

Autodromo Monza 5.793 m

Laps 12 = 69,516 km - Avg 117,464 km/h - Race Time 35'30.501

No.	Driver	Nat	Entrant	Team	Car	Class	Laps	Gap	Rel.	Fastest Lap
1	12 PRADEL Gianmarco	AUS	US Racing	US Racing	Tatuus F4-T421		12		9	2'04.688
2	27 SLATER Freddie	GBR	Prema Racing	Prema Racing	Tatuus F4-T421		12	0.288	0.288	5 2'03.843
3	80 POWELL Alex	USA	Prema Racing	Prema Racing	Tatuus F4-T421	R	12	0.830	0.542	9 2'05.686
4	51 NAKAMURA-BERTA Kean	JPN	Prema Racing	Prema Racing	Tatuus F4-T421	R	12	1.086	0.256	5 2'05.781
5	31 BOHRA Akshay	IND	US Racing	US Racing	Tatuus F4-T421		12	1.369	0.283	5 2'05.561
6	23 FRANCO Reno	NLD	Jenzer Motorsport	Jenzer Motorsport	Tatuus F4-T421		12	1.697	0.328	9 2'05.831
7	45 BEETON Jack	AUS	US Racing	US Racing	Tatuus F4-T421		12	2.220	0.523	5 2'05.799
8	50 GOWDA Dion	IND	Prema Racing	Prema Racing	Tatuus F4-T421		12	2.471	0.251	5 2'06.000
9	36 JONSSON Gustav	SWE	Van Amersfoort Racing	Van Amersfoort Racing	Tatuus F4-T421		12	2.657	0.186	9 2'05.958
10	33 STOLCERMANIS Tomass	LVA	Prema Racing	Prema Racing	Tatuus F4-T421	R	12	3.014	0.357	5 2'05.815
11	16 LARINI Davide	ITA	PHM AIX Racing	PHM AIX Racing	Tatuus F4-T421		12	3.173	0.159	9 2'06.233
12	7 SAMMALISTO Luka	FIN	R-ACE GP	R-ACE GP	Tatuus F4-T421	R	12	3.506	0.333	5 2'06.547
13	28 KUTZKOV Kirill		Maffi Racing	Maffi Racing	Tatuus F4-T421	R	12	3.885	0.379	5 2'06.565
14	14 AL DHAHERI Rashid	UAE	Prema Racing	Prema Racing	Tatuus F4-T421		12	4.067	0.182	9 2'06.799
15	6 YAMAKOSHI Hiyu	JPN	Van Amersfoort Racing	Van Amersfoort Racing	Tatuus F4-T421		12	4.251	0.184	9 2'06.780
16	2 SCHWARTZ Hudson	USA	Van Amersfoort Racing	Van Amersfoort Racing	Tatuus F4-T421	R	12	4.494	0.243	5 2'06.719
17	35 DARYANANI Kai Manesh	IND	CRAM Motorsport	CRAM Motorsport	Tatuus F4-T421		12	4.780	0.286	9 2'06.604
18	25 HARRISON Bart	GBR	Jenzer Motorsport	Jenzer Motorsport	Tatuus F4-T421		12	5.008	0.228	9 2'07.474
19	86 VINCI Dante	AUS	Van Amersfoort Racing	Van Amersfoort Racing	Tatuus F4-T421	R	12	5.328	0.320	9 2'08.656
20	5 MARCHIANTE Mattia	ITA	AKM Motorsport	AKM Motorsport	Tatuus F4-T421	R	12	5.927	0.599	5 2'07.740
21	9 STACK Everett	USA	PHM AIX Racing	PHM AIX Racing	Tatuus F4-T421		12	6.646	0.719	5 2'06.822
22	62 ROBINSON Edward	ESP	US Racing	US Racing	Tatuus F4-T421	R	12	7.220	0.574	9 2'09.425
23	18 KOLLER Jan	CZE	BVM Racing	BVM Racing	Tatuus F4-T421	R	12	8.074	0.854	9 2'10.895
24	17 BONDAREV Oleksandr	UKR	Prema Racing	Prema Racing	Tatuus F4-T421	R	12	8.303	0.229	5 2'08.493
25	95 DUNA Andrei	ROU	Real Racing	Real Racing	Tatuus F4-T421		12	8.685	0.382	9 2'11.385
26	29 BERREBY Nathanael	CHE	Maffi Racing	Maffi Racing	Tatuus F4-T421	R	12	9.795	1.110	5 2'07.828
27	3 POPOV Maksimilian	GRD	PHM AIX Racing	PHM AIX Racing	Tatuus F4-T421	R	12	10.071	0.276	9 2'08.105
28	24 SOBRAL Ciro	BRA	Jenzer Motorsport	Jenzer Motorsport	Tatuus F4-T421		12	10.347	0.276	9 2'08.576
29	19 ANURAG Kabir	SGP	US Racing	US Racing	Tatuus F4-T421	R	12	10.519	0.172	5 2'12.201
30P	77 YEH Enzo	CHN	R-ACE GP	R-ACE GP	Tatuus F4-T421	R	12	12.680	2.161	5 2'07.530
31	88 HODENIUS Lin	NLD	Van Amersfoort Racing	Van Amersfoort Racing	Tatuus F4-T421		9	3 Laps	3 Laps	9 2'08.655
32	11 VIISOREANU Luca	ROU	Real Racing	Real Racing	Tatuus F4-T421	R	9	3 Laps	0.181	9 2'09.118
33	73 OLIVIERI Emanuele	ITA	AKM Motorsport	AKM Motorsport	Tatuus F4-T421	R	8	4 Laps	1 Lap	5 2'06.461
----- Not Classified -----										
RET	52 SAVINKOV Oleksandr	UKR	AKM Motorsport	AKM Motorsport	Tatuus F4-T421	R	4	8 Laps		3 2'30.695
RET	71 REHM Maxim	DEU	US Racing	US Racing	Tatuus F4-T421	R	3	9 Laps		2 3'40.869
RET	22 FREY Enea	CHE	Jenzer Motorsport	Jenzer Motorsport	Tatuus F4-T421	R	2	10 Laps		2 3'43.052
RET	58 BLOCK Lia	USA	ART Grand Prix	ART Grand Prix	Tatuus F4-T421	R	0			
RET	4 BUSTAMANTE Bianca	PHL	ART Grand Prix	ART Grand Prix	Tatuus F4-T421		0			

 Starting: 38 Classified: 33 Not Classified: 0 Retired: 5 Not Started: 0
 Fastest Lap N. 5 No. 27 Freddie Slater Time 2'03.843 Avg. 168,397 Km/h

Humidity:	90%	Air	17°C
Condition:	WET	Track	17°C

Penalty and Infringement

 13.59 **77 E. YEH** #77 Time Penalty 5 sec - Stewards dec n. 20

Stewards : Ronny Guarini Franco Leoni Raffaele Giammaria

Start 27/10/2024 10:36 End 11:12

Powered by FICr PERUGIA TIMING





ACI Racing Weekend Monza, 26-27 Ottobre 2024

Italian F4 Championship - Results by Class Race 3

Rookie

Laps 12 = 69,516 km - Avg 117,418 km/h - Race Time 35'31.331

No.	Driver	Nat	Entrant	Team	Car	Laps	Gap	Rel.	Fastest Lap
1	80 POWELL Alex	USA	Prema Racing	Prema Racing	Tatuus F4-T421	12		9	2'05.686
2	51 NAKAMURA-BERTA Kean	JPN	Prema Racing	Prema Racing	Tatuus F4-T421	12	0.256	0.256	5 2'05.781
3	33 STOLCERMANIS Tomass	LVA	Prema Racing	Prema Racing	Tatuus F4-T421	12	2.184	1.928	5 2'05.815
4	7 SAMMALISTO Luka	FIN	R-ACE GP	R-ACE GP	Tatuus F4-T421	12	2.676	0.492	5 2'06.547
5	28 KUTZKOV Kirill		Maffi Racing	Maffi Racing	Tatuus F4-T421	12	3.055	0.379	5 2'06.565
6	2 SCHWARTZ Hudson	USA	Van Amersfoort Racing	Van Amersfoort Racing	Tatuus F4-T421	12	3.664	0.609	5 2'06.719
7	86 VINCI Dante	AUS	Van Amersfoort Racing	Van Amersfoort Racing	Tatuus F4-T421	12	4.498	0.834	9 2'08.656
8	5 MARCHIANTE Mattia	ITA	AKM Motorsport	AKM Motorsport	Tatuus F4-T421	12	5.097	0.599	5 2'07.740
9	62 ROBINSON Edward	ESP	US Racing	US Racing	Tatuus F4-T421	12	6.390	1.293	9 2'09.425
10	18 KOLLER Jan	CZE	BVM Racing	BVM Racing	Tatuus F4-T421	12	7.244	0.854	9 2'10.895
11	17 BONDAREV Oleksandr	UKR	Prema Racing	Prema Racing	Tatuus F4-T421	12	7.473	0.229	5 2'08.493
12	29 BERREBY Nathanael	CHE	Maffi Racing	Maffi Racing	Tatuus F4-T421	12	8.965	1.492	5 2'07.828
13	3 POPOV Maksimilian	GRD	PHM AIX Racing	PHM AIX Racing	Tatuus F4-T421	12	9.241	0.276	9 2'08.105
14	19 ANURAG Kabir	SGP	US Racing	US Racing	Tatuus F4-T421	12	9.689	0.448	5 2'12.201
15P	77 YEH Enzo	CHN	R-ACE GP	R-ACE GP	Tatuus F4-T421	12	11.850	2.161	5 2'07.530
16	11 VIISOREANU Luca	ROU	Real Racing	Real Racing	Tatuus F4-T421	9	3 Laps	3 Laps	9 2'09.118
17	73 OLIVIERI Emanuele	ITA	AKM Motorsport	AKM Motorsport	Tatuus F4-T421	8	4 Laps	1 Lap	5 2'06.461
----- Not Classified -----									
RET	52 SAVINKOV Oleksandr	UKR	AKM Motorsport	AKM Motorsport	Tatuus F4-T421	4	8 Laps		3 2'30.695
RET	71 REHM Maxim	DEU	US Racing	US Racing	Tatuus F4-T421	3	9 Laps		2 3'40.869
RET	22 FREY Enea	CHE	Jenzer Motorsport	Jenzer Motorsport	Tatuus F4-T421	2	10 Laps		2 3'43.052
RET	58 BLOCK Lia	USA	ART Grand Prix	ART Grand Prix	Tatuus F4-T421	0			

Starting: 21 Classified: 17 Not Classified: 0 Retired: 4 Not Started: 0

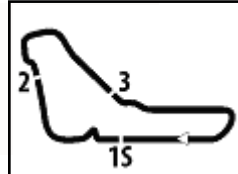
Fastest Lap N. 9 No. 80 Alex Powell Time 2'05.686 Avg. 165,928 Km/h

Humidity:	90%	Air	17°C
Condition:	WET	Track	17°C

Stewards : Ronny Guarini Franco Leoni Raffaele Giammaria

	Start	End
27/10/2024	10:36	11:12





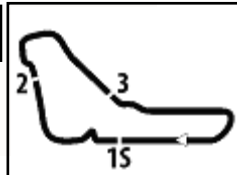
Autodromo Monza 5.793 m

ACI Racing Weekend Monza, 26-27 Ottobre 2024
Italian F4 Championship - Lap Chart Race 3

	Lap											
	1	2	3	4	5	6	7	8	9	10	11	12
1	12	12	12	12	27	27	27	27	27	27	12	12
2	27	27	27	27	12	12	12	12	12	12	27	27
3	80	80	80	80	51	80	80	80	80	80	80	80
4	7	7	7	7	80	51	51	51	51	51	51	51
5	45	45	51	51	31	31	31	31	31	31	31	31
6	51	51	45	45	45	45	45	45	23	23	23	23
7	50	50	31	31	7	7	7	7	45	45	45	45
8	23	23	23	23	33	23	23	23	7	50	50	50
9	31	31	33	33	23	33	33	33	33	36	36	36
10	33	33	50	50	50	50	50	50	33	33	33	33
11	28	28	14	14	73	73	73	73	36	16	16	16
12	14	14	28	28	28	36	36	36	16	7	7	7
13	22	22	73	73	36	28	28	28	28	28	28	28
14	73	73	36	36	2	2	2	2	2	14	14	14
15	71	71	77	77	16	16	16	16	14	6	6	6
16	77	77	2	2	77	14	14	14	6	2	2	2
17	2	2	5	5	14	9	9	9	35	35	35	35
18	36	36	16	16	9	77	77	77	25	25	25	25
19	5	5	9	9	5	5	5	5	86	86	86	86
20	9	9	6	6	6	6	6	6	5	5	5	5
21	19	19	19	19	29	29	29	29	9	9	9	9
22	16	16	3	3	35	35	35	35	88	62	62	62
23	3	3	29	29	25	25	25	25	11	77	77	77
24	29	29	88	88	17	17	17	17	62	18	18	18
25	6	6	52	52	86	86	86	86	24	17	17	17
26	88	88	35	35	19	19	19	19	3	95	95	95
27	24	18	18	18	62	62	62	62	77	29	29	29
28	18	52	86	86	11	11	11	11	18	3	3	3
29	52	11	25	25	88	88	88	88	95	24	24	24
30	11	35	17	17	24	24	24	24	17	19	19	19
31	35	86	62	62	3	95	95	95	29			
32	86	25	95	95	95	3	3	3	19			
33	25	95	11	11	18	18	18	18				
34	95	62	71	24								
35	62	17	24									
36	17	24										

Final Result		
1	12	PRADEL G. Laps 12
2	27	SLATER F. 0.288
3	80	POWELL A. 0.830
4	51	NAKAMURA-BERTA 1.086
5	31	BOHRA A. 1.369
6	23	FRANCOT R. 1.697
7	45	BEETON J. 2.220
8	50	GOWDA D. 2.471
9	36	JONSSON G. 2.657
10	33	STOLCERMANIS T. 3.014
11	16	LARINI D. 3.173
12	7	SAMMALISTO L. 3.506
13	28	KUTZKOV K. 3.885
14	14	AL DHAHERI R. 4.067
15	6	YAMAKOSHI H. 4.251
16	2	SCHWARTZ H. 4.494
17	35	DARYANANI K. 4.780
18	25	HARRISON B. 5.008
19	86	VINCI D. 5.328
20	5	MARCHIANTE M. 5.927
21	9	STACK E. 6.646
22	62	ROBINSON E. 7.220
23	18	KOLLER J. 8.074
24	17	BONDAREV O. 8.303
25	95	DUNA A. 8.685
26	29	BERREBY N. 9.795
27	3	POPOV M. 10.071
28	24	SOBRAL C. 10.347
29	19	ANURAG K. 10.519
30	77	YEH E. (P) 12.680
31	88	HODENIUS L. 3 Laps
32	11	VIISOREANU L. 3 Laps
33	73	OLIVIERI E. 4 Laps
RET	52	SAVINKOV O. 8 Laps
RET	71	REHM M. 9 Laps
RET	22	FREY E. 10 Laps
RET	4	BUSTAMANTE B.
RET	58	BLOCK L.





ACI Racing Weekend Monza, 26-27 Ottobre 2024

Italian F4 Championship - Best Sectors & Speed Race 3

RESULTS

Pos	No	Driver	Time	Laps
1	12	PRADEL Gianmarco	Tatuus F4-T421	12
2	27	SLATER Freddie	Tatuus F4-T421	0.288
3	80	POWELL Alex	Tatuus F4-T421	0.830
4	51	NAKAMURA-BERTA Kean	Tatuus F4-T421	1.086
5	31	BOHRA Akshay	Tatuus F4-T421	1.369
6	23	FRANCOT Reno	Tatuus F4-T421	1.697
7	45	BEETON Jack	Tatuus F4-T421	2.220
8	50	GOWDA Dion	Tatuus F4-T421	2.471
9	36	JONSSON Gustav	Tatuus F4-T421	2.657
10	33	STOLCERMANIS Tomass	Tatuus F4-T421	3.014
11	16	LARINI Davide	Tatuus F4-T421	3.173
12	7	SAMMALISTO Luka	Tatuus F4-T421	3.506
13	28	KUTZKOV Kirill	Tatuus F4-T421	3.885
14	14	AL DHAHERI Rashid	Tatuus F4-T421	4.067
15	6	YAMAKOSHI Hiyu	Tatuus F4-T421	4.251
16	2	SCHWARTZ Hudson	Tatuus F4-T421	4.494
17	35	DARYANANI Kai Manesh	Tatuus F4-T421	4.780
18	25	HARRISON Bart	Tatuus F4-T421	5.008
19	86	VINCI Dante	Tatuus F4-T421	5.328
20	5	MARCHIANTE Mattia	Tatuus F4-T421	5.927
21	9	STACK Everett	Tatuus F4-T421	6.646
22	62	ROBINSON Edward	Tatuus F4-T421	7.220
23	18	KOLLER Jan	Tatuus F4-T421	8.074
24	17	BONDAREV Oleksandr	Tatuus F4-T421	8.303
25	95	DUNA Andrei	Tatuus F4-T421	8.685
26	29	BERREBY Nathanael	Tatuus F4-T421	9.795
27	3	POPOV Maksimilian	Tatuus F4-T421	10.071
28	24	SOBRAL Ciro	Tatuus F4-T421	10.347
29	19	ANURAG Kabir	Tatuus F4-T421	10.519
30	77	YEH Enzo	Tatuus F4-T421	12.680
31	88	HODENIUS Lin	Tatuus F4-T421	3 Laps
32	11	VIISOREANU Luca	Tatuus F4-T421	3 Laps
33	73	OLIVIERI Emanuele	Tatuus F4-T421	4 Laps
RET	52	SAVINKOV Oleksandr	Tatuus F4-T421	8 Laps
RET	71	REHM Maxim	Tatuus F4-T421	9 Laps
RET	22	FREY Enea	Tatuus F4-T421	10 Laps
RET	4	BUSTAMANTE Bianca	Tatuus F4-T421	
RET	58	BLOCK Lia	Tatuus F4-T421	

SPEED

Pos	No	Driver	Time
1	80	POWELL Alex	239,5
2	12	PRADEL Gianmarco	238,9
3	11	VIISOREANU Luca	238,4
4	23	FRANCOT Reno	238,4
5	9	STACK Everett	237,9
6	31	BOHRA Akshay	235,8
7	51	NAKAMURA-BERTA Kean	235,8
8	35	DARYANANI Kai Manesh	235,3
9	45	BEETON Jack	234,8
10	27	SLATER Freddie	234,3
11	88	HODENIUS Lin	233,8
12	25	HARRISON Bart	233,8
13	50	GOWDA Dion	232,8
14	3	POPOV Maksimilian	230,8
15	14	AL DHAHERI Rashid	230,8
16	24	SOBRAL Ciro	229,3
17	5	MARCHIANTE Mattia	228,8
18	77	YEH Enzo	228,8
19	73	OLIVIERI Emanuele	228,3
20	86	VINCI Dante	227,4
21	28	KUTZKOV Kirill	227,4
22	6	YAMAKOSHI Hiyu	226,9
23	7	SAMMALISTO Luka	224,5
24	2	SCHWARTZ Hudson	224,1
25	17	BONDAREV Oleksandr	223,6
26	33	STOLCERMANIS Tomass	222,2
27	36	JONSSON Gustav	222,2
28	16	LARINI Davide	220,0
29	62	ROBINSON Edward	219,5
30	18	KOLLER Jan	216,0
31	19	ANURAG Kabir	214,7
32	52	SAVINKOV Oleksandr	212,2
33	29	BERREBY Nathanael	210,9
34	95	DUNA Andrei	203,0
35	22	FREY Enea	201,1
36	71	REHM Maxim	201,1
37	4	BUSTAMANTE Bianca	192,5
38	58	BLOCK Lia	177,0

SEG. 1

1	23	FRANCOT Reno	11.154
2	50	GOWDA Dion	11.164
3	36	JONSSON Gustav	11.217
4	33	STOLCERMANIS Tomass	11.230
5	45	BEETON Jack	11.283
6	11	VIISOREANU Luca	11.301
7	7	SAMMALISTO Luka	11.319
8	6	YAMAKOSHI Hiyu	11.340
9	24	SOBRAL Ciro	11.369
10	77	YEH Enzo	11.382
11	80	POWELL Alex	11.396
12	5	MARCHIANTE Mattia	11.401
13	12	PRADEL Gianmarco	11.404
14	16	LARINI Davide	11.404
15	88	HODENIUS Lin	11.412
16	31	BOHRA Akshay	11.423
17	3	POPOV Maksimilian	11.430
18	28	KUTZKOV Kirill	11.444
19	2	SCHWARTZ Hudson	11.450
20	14	AL DHAHERI Rashid	11.454
21	25	HARRISON Bart	11.463
22	51	NAKAMURA-BERTA Kean	11.481
23	9	STACK Everett	11.503
24	73	OLIVIERI Emanuele	11.527
25	35	DARYANANI Kai Manesh	11.532
26	19	ANURAG Kabir	11.537
27	86	VINCI Dante	11.542
28	62	ROBINSON Edward	11.562
29	17	BONDAREV Oleksandr	11.571
30	18	KOLLER Jan	11.631
31	29	BERREBY Nathanael	11.640
32	52	SAVINKOV Oleksandr	11.743
33	27	SLATER Freddie	11.789
34	95	DUNA Andrei	11.789
35	22	FREY Enea	12.309
36	71	REHM Maxim	12.329
37	4	BUSTAMANTE Bianca	16.667
38	58	BLOCK Lia	17.188

SEG. 2

1	19	ANURAG Kabir	27.001
2	27	SLATER Freddie	27.134
3	80	POWELL Alex	27.156
4	23	FRANCOT Reno	27.164
5	51	NAKAMURA-BERTA Kean	27.215
6	12	PRADEL Gianmarco	27.231
7	25	HARRISON Bart	27.240
8	86	VINCI Dante	27.300
9	5	MARCHIANTE Mattia	27.401
10	16	LARINI Davide	27.402
11	31	BOHRA Akshay	27.448
12	6	YAMAKOSHI Hiyu	27.609
13	35	DARYANANI Kai Manesh	27.610
14	36	JONSSON Gustav	27.650
15	17	BONDAREV Oleksandr	27.651
16	45	BEETON Jack	27.722
17	28	KUTZKOV Kirill	27.723
18	88	HODENIUS Lin	27.781
19	50	GOWDA Dion	27.801
20	73	OLIVIERI Emanuele	27.848
21	29	BERREBY Nathanael	27.867
22	7	SAMMALISTO Luka	27.876
23	62	ROBINSON Edward	27.941
24	33	STOLCERMANIS Tomass	27.969
25	3	POPOV Maksimilian	27.974
26	9	STACK Everett	27.995
27	52	SAVINKOV Oleksandr	28.069
28	24	SOBRAL Ciro	28.117
29	11	VIISOREANU Luca	28.133
30	14	AL DHAHERI Rashid	28.162
31	71	REHM Maxim	28.178
32	2	SCHWARTZ Hudson	28.199
33	77	YEH Enzo	28.267
34	18	KOLLER Jan	28.415
35	22	FREY Enea	28.561
36	95	DUNA Andrei	28.771
37	4	BUSTAMANTE Bianca	31.255
38	58	BLOCK Lia	32.161

SEG. 3

1	51	NAKAMURA-BERTA Kean	41.975
2	17	BONDAREV Oleksandr	42.052
3	80	POWELL Alex	42.106
4	27	SLATER Freddie	42.248
5	12	PRADEL Gianmarco	42.260
6	24	SOBRAL Ciro	42.298
7	16	LARINI Davide	42.348
8	50	GOWDA Dion	42.359
9	36	JONSSON Gustav	42.361
10	14	AL DHAHERI Rashid	42.407
11	3	POPOV Maksimilian	42.413
12	31	BOHRA Akshay	42.442
13	45	BEETON Jack	42.576
14	23	FRANCOT Reno	42.625
15	28	KUTZKOV Kirill	42.671
16	33	STOLCERMANIS Tomass	42.675
17	6	YAMAKOSHI Hiyu	42.956
18	7	SAMMALISTO Luka	42.989
19	35	DARYANANI Kai Manesh	43.147
20	73	OLIVIERI Emanuele	43.156
21	2	SCHWARTZ Hudson	43.233
22	29	BERREBY Nathanael	43.271
23	11	VIISOREANU Luca	43.338
24	77	YEH Enzo	43.342
25	9	STACK Everett	43.359
26	18	KOLLER Jan	43.407
27	5	MARCHIANTE Mattia	43.489
28	86	VINCI Dante	43.507
29	25	HARRISON Bart	43.646
30	88	HODENIUS Lin	43.822
31	19	ANURAG Kabir	43.896
32	95	DUNA Andrei	43.957
33	52	SAVINKOV Oleksandr	44.073
34	62	ROBINSON Edward	44.148
35	22	FREY Enea	50.264
36	71	REHM Maxim	50.866

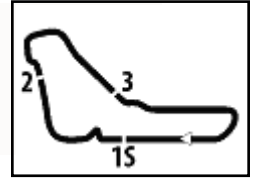
SEG. 4

1	6	YAMAKOSHI Hiyu	42.016
2	35	DARYANANI Kai Manesh	42.126
3	36	JONSSON Gustav	42.198
4	45	BEETON Jack	42.222
5	7	SAMMALISTO Luka	42.233
6	33	STOLCERMANIS Tomass	42.255
7	27	SLATER Freddie	42.270
8	50	GOWDA Dion	42.296
9	23	FRANCOT Reno	42.343
10	12	PRADEL Gianmarco	42.414
11	31	BOHRA Akshay	42.473
12	51	NAKAMURA-BERTA Kean	42.511
13	25	HARRISON Bart	42.672
14	24	SOBRAL Ciro	42.724
15	14	AL DHAHERI Rashid	42.725
16	2	SCHWARTZ Hudson	42.742
17	16	LARINI Davide	42.806
18	80	POWELL Alex	42.811
19	3	POPOV Maksimilian	42.837
20	28	KUTZKOV Kirill	43.042
21	86	VINCI Dante	43.137
22	9	STACK Everett	43.268
23	73	OLIVIERI Emanuele	43.287
24	17	BONDAREV Oleksandr	43.372
25	77	YEH Enzo	43.442
26	11	VIISOREANU Luca	43.447
27	29	BERREBY Nathanael	43.595
28	5	MARCHIANTE Mattia	43.811
29	88	HODENIUS Lin	43.894
30	62	ROBINSON Edward	43.953
31	95	DUNA Andrei	44.093
32	19	ANURAG Kabir	45.056
33	18	KOLLER Jan	45.583
34	22	FREY Enea	57.257
35	71	REHM Maxim	58.769
36	52	SAVINKOV Oleksandr	1'05.779





7.5



Autodromo Monza 5.793 m

ACI Racing Weekend Monza, 26-27 Ottobre 2024 Italian F4 Championship - Chronological Analysis Race 3

Start at 10:36'15.128

1 / 5

2 H. SCHWARTZ (2'06.719)

Lap	Seg.1	Seg.2	Seg.3	Seg.4	Lap Time	km/h	Local Time
1		29.683	51.093	59.027	2'35.521	185,6	10:38'50.649
2	15.087	43.822	1'12.011	1'28.547	3'39.467	147,7	10:42'30.116
3	12.342	28.746	43.416	1'00.769	2'25.273	193,9	10:44'55.389
4	22.993	48.435	1'04.780	1'12.608	3'28.816	100,6	10:48'24.205
5	11.674	28.199	43.672	43.174	2'06.719	201,5	10:50'30.924
6	11.470	28.690	51.178	50.316	2'21.654	213,9	10:52'52.578
7	15.492	40.911	1'21.647	1'32.466	3'50.516	120,7	10:56'43.094
8	23.693	40.681	53.280	1'10.635	3'08.289	84,0	10:59'51.383
9	12.617	28.262	43.554	42.742	2'07.175	207,3	11:01'58.558
10	11.450	28.433	43.233	1'01.840	2'24.956	224,1	11:04'23.514
11	25.802	57.471	1'12.861	1'12.628	3'48.762	55,1	11:08'12.276
12	26.873	41.301	1'10.499	1'19.174	3'37.847	99,5	11:11'50.123
							Race Time 35'34.995

12	26.312	41.903	1'09.540	1'20.371	3'38.126	97,8	11:11'49.880
							Race Time 35'34.752

7 L. SAMMALISTO (2'06.547)

Lap	Seg.1	Seg.2	Seg.3	Seg.4	Lap Time	km/h	Local Time
1		28.344	45.382	55.111	2'21.994	190,1	10:38'37.122
2	14.689	46.320	1'09.679	1'39.091	3'49.779	117,3	10:42'26.901
3	12.600	27.907	42.989	56.371	2'19.867	208,9	10:44'46.768
4	21.709	48.625	1'03.535	1'20.603	3'34.472	123,9	10:48'21.240
5	11.708	28.621	43.772	42.446	2'06.547	207,3	10:50'27.787
6	11.450	27.876	48.394	50.029	2'17.749	224,5	10:52'45.536
7	15.041	43.081	1'22.367	1'30.114	3'50.603	159,1	10:56'36.139
8	24.295	41.959	51.902	1'15.532	3'13.688	94,7	10:59'49.827
9	12.667	28.393	43.297	42.233	2'06.590	223,6	11:01'56.417
10	11.319	28.068	43.656	1'01.378	2'24.421	215,6	11:04'20.838
11	25.202	56.661	1'13.379	1'13.142	3'48.384	62,6	11:08'09.222
12	25.701	42.716	1'09.063	1'22.433	3'39.913	105,8	11:11'49.135
							Race Time 35'34.007

3 M. POPOV (2'08.105)

Lap	Seg.1	Seg.2	Seg.3	Seg.4	Lap Time	km/h	Local Time
1		30.365	53.493	1'03.555	2'44.227	184,6	10:38'59.355
2	16.144	40.216	1'10.592	1'25.571	3'32.523	161,2	10:42'31.878
3	12.486	28.708	43.414	1'05.386	2'29.994	212,2	10:45'01.872
4	21.679	48.216	1'06.922	1'07.696	3'24.513	104,1	10:48'26.385
5	11.660	28.321	44.153	50.866	2'15.000P	195,7	10:50'41.385
6	49.075	27.974	42.413	43.096	2'42.558P	190,8	10:53'23.943
7	11.814	29.548	1'20.992	1'32.431	3'34.785	230,8	10:56'58.728
8	23.780	40.706	53.765	59.483	2'57.734	99,4	10:59'56.462
9	12.384	28.031	44.853	42.837	2'08.105	217,7	11:02'04.567
10	11.430	36.689	43.225	58.464	2'29.808	217,7	11:04'34.375
11	26.940	56.369	1'11.232	1'14.396	3'48.937	34,2	11:08'23.312
12	27.317	42.563	1'08.163	1'14.345	3'32.388	90,8	11:11'55.700
							Race Time 35'40.572

9 E. STACK (2'06.822)

Lap	Seg.1	Seg.2	Seg.3	Seg.4	Lap Time	km/h	Local Time
1		30.178	52.486	1'01.050	2'39.736	175,9	10:38'54.864
2	16.015	41.975	1'11.158	1'27.004	3'36.152	172,0	10:42'31.016
3	12.169	29.109	43.370	1'03.292	2'27.940	218,2	10:44'58.956
4	22.012	47.846	1'06.182	1'10.430	3'26.470	109,2	10:48'25.426
5	11.621	27.995	43.938	43.268	2'06.822	192,5	10:50'32.248
6	11.503	28.538	51.897	50.688	2'22.626	206,5	10:52'54.874
7	15.564	40.944	1'22.623	1'31.901	3'51.032	139,7	10:56'45.906
8	23.345	41.544	52.914	1'08.247	3'06.050	93,0	10:59'51.956
9	12.330	28.231	47.288	43.912	2'11.761	212,6	11:02'03.717
10	11.508	28.195	43.359	1'02.345	2'25.407	237,9	11:04'29.124
11	25.069	57.735	1'11.879	1'13.989	3'48.672	43,6	11:08'17.796
12	26.090	41.953	1'09.240	1'17.196	3'34.479	95,8	11:11'52.275
							Race Time 35'37.147

4 B. BUSTAMANTE

1		31.255			192,5		
							Race Time 6.:34'.8.2

11 L. VIISOREANU (2'09.118)

Lap	Seg.1	Seg.2	Seg.3	Seg.4	Lap Time	km/h	Local Time
1		31.126	56.454	1'05.451	2'51.540	167,7	10:39'06.668
2	18.630	37.718	1'09.135	1'21.857	3'27.340	159,8	10:42'34.008
3	12.241	44.052	43.717	57.497	2'37.507	200,7	10:45'11.515
4	21.483	47.769	1'08.556	1'01.348	3'19.156	106,5	10:48'30.671
5	11.620	28.133	43.338	46.036	2'09.127	204,9	10:50'39.798
6	11.510	31.050	51.098	51.232	2'24.890	210,9	10:53'04.688
7	16.023	39.274	1'22.906	1'32.399	3'50.602	139,5	10:56'55.290
8	24.010	41.065	52.452	1'02.350	2'59.877	81,0	10:59'55.167
9	12.059	28.314	45.298	43.447	2'09.118	206,5	11:02'04.285
							Race Time 25'49.157

5 M. MARCHIANTE (2'07.740)

Lap	Seg.1	Seg.2	Seg.3	Seg.4	Lap Time	km/h	Local Time
1		29.939	51.569	1'01.140	2'39.074	172,0	10:38'54.202
2	15.649	42.444	1'11.259	1'27.088	3'36.440	179,4	10:42'30.642
3	12.516	28.568	43.489	1'01.574	2'26.147	198,9	10:44'56.789
4	23.038	47.769	1'05.051	1'11.931	3'27.789	101,4	10:48'24.578
5	11.696	28.252	43.981	43.811	2'07.740	197,8	10:50'32.318
6	11.401	28.745	52.871	51.191	2'24.208	228,8	10:52'56.526
7	15.887	40.704	1'22.206	1'32.267	3'51.064	128,4	10:56'47.590
8	23.449	41.214	53.318	1'06.912	3'04.893	91,6	10:59'52.483
9	12.580	29.374	44.182	44.373	2'10.509	206,9	11:02'02.992
10	11.500	27.401	44.414	1'01.332	2'24.647	228,3	11:04'27.639
11	25.896	57.488	1'11.817	1'13.766	3'48.967	45,6	11:08'16.606
12	26.182	42.517	1'08.759	1'17.492	3'34.950	93,4	11:11'51.556
							Race Time 35'36.428

12 G. PRADEL (2'04.688)

Lap	Seg.1	Seg.2	Seg.3	Seg.4	Lap Time	km/h	Local Time
1		27.760	44.110	54.374	2'19.099	193,2	10:38'34.227
2	15.247	46.255	1'09.751	1'40.434	3'51.687	100,9	10:42'25.914
3	12.751	27.602	42.538	56.125	2'19.016	227,4	10:44'44.930
4	21.361	48.230	1'03.150	1'22.749	3'35.490	120,5	10:48'20.420
5	12.050	28.294	43.244	42.473	2'06.061	231,8	10:50'26.481
6	11.591	27.745	45.348	49.976	2'14.660	232,3	10:52'41.141
7	15.045	43.915	1'22.184	1'30.021	3'51.165	180,3	10:56'32.306
8	23.804	41.672	51.515	1'19.187	3'16.178	115,9	10:59'48.484
9	12.681	27.333	42.260	42.414	2'04.688	228,3	11:01'53.172
10	11.404	27.231	42.571	59.628	2'20.834	238,9	11:04'14.006
11	24.572	55.394	1'14.059	1'12.642	3'46.667	94,8	11:08'00.673
12	22.978	46.271	1'10.211	1'25.496	3'44.956	106,2	11:11'45.629
							Race Time 35'30.501

6 H. YAMAKOSHI (2'06.780)

Lap	Seg.1	Seg.2	Seg.3	Seg.4	Lap Time	km/h	Local Time
1		31.114	54.115	1'03.814	2'45.992	179,7	10:39'01.120
2	16.484	40.901	1'09.636	1'24.186	3'31.207	152,5	10:42'32.327
3	12.223	28.052	43.661	1'03.336	2'27.272	207,7	10:44'59.599
4	22.308	47.794	1'07.038	1'08.952	3'26.092	109,8	10:48'25.691
5	11.471	27.830	44.053	43.504	2'06.858	203,4	10:50'32.549
6	11.340	28.781	53.426	50.973	2'24.520	211,8	10:52'57.069
7	16.048	40.763	1'22.503	1'31.785	3'51.099	126,8	10:56'48.168
8	23.662	41.108	53.303	1'06.316	3'04.389	87,9	10:59'52.557
9	12.463	28.563	43.738	42.016	2'06.780	212,6	11:01'59.337
10	11.412	27.609	42.956	1'01.850	2'23.827	226,9	11:04'23.164
11	25.516	57.713	1'12.723	1'12.638	3'48.590	53,7	11:08'11.754

14 R. AL DHAHERI (2'06.799)

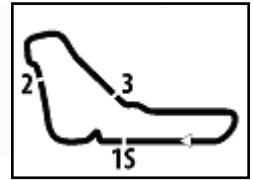
1		29.311	49.527	56.347	2'29.509	186,9	10:38'44.637
---	--	--------	--------	--------	----------	-------	--------------

27/10/2024

P = Pits In/Out - C = Lap Time Cancelled

Powered by FICr PERUGIA TIMING





Autodromo Monza 5.793 m

ACI Racing Weekend Monza, 26-27 Ottobre 2024

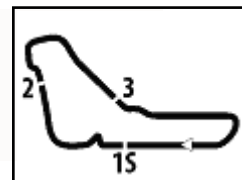
Italian F4 Championship - Chronological Analysis Race 3

Start at 10:36'15.128

2 / 5

2	15.654	45.447	1'09.642	1'33.481	3'44.224	148,8	10:42'28.861	5	11.704	28.038	47.403	45.056	2'12.201	196,7	10:50'38.291
3	12.535	28.508	43.014	58.314	2'22.371	194,2	10:44'51.232	6	11.537	30.263	51.520	51.803	2'25.123	214,7	10:53'03.414
4	22.495	49.375	1'04.520	1'15.446	3'31.836	108,1	10:48'23.068	7	15.719	39.405	1'22.427	1'32.571	3'50.122	138,5	10:56'53.536
5	11.470	28.229	43.680	45.123	2'08.502	219,1	10:50'31.570	8	24.314	40.796	52.568	1'03.522	3'01.200	85,2	10:59'54.736
6	11.454	28.818	51.610	50.376	2'22.258	208,5	10:52'53.828	9	13.530	36.402	49.204	57.006	2'36.142P	150,0	11:02'30.878
7	16.041	40.801	1'22.651	1'31.843	3'51.336	125,3	10:56'45.164	10	54.143	37.129	44.113	45.071	3'00.456P	122,4	11:05'31.334
8	23.590	41.258	52.907	1'08.898	3'06.653	85,9	10:59'51.817	11	13.391	27.001	58.340	1'14.518	2'53.250	191,2	11:08'24.584
9	12.444	28.162	43.468	42.725	2'06.799	215,1	11:01'58.616	12	27.417	42.286	1'08.313	1'13.548	3'31.564	86,4	11:11'56.148
10	11.460	28.179	42.407	1'01.896	2'23.942	230,8	11:04'22.558								Race Time 35'41.020
11	25.182	57.846	1'12.784	1'13.005	3'48.817	57,9	11:08'11.375								
12	25.934	42.132	1'08.869	1'21.386	3'38.321	100,0	11:11'49.696								
22 E. FREY (3'43.052)															
Lap	Seg.1	Seg.2	Seg.3	Seg.4	Lap Time	km/h	Local Time								
1						28.751	50.264	57.257	2'30.983	200,7	10:38'46.111				
2	15.625	44.627	1'10.366	1'32.434	3'43.052	130,4	10:42'29.163								
Race Time 6'14.035															
23 R. FRANCO (2'05.831)															
Lap	Seg.1	Seg.2	Seg.3	Seg.4	Lap Time	km/h	Local Time								
1						28.412	48.036	55.379	2'25.430	192,5	10:38'40.558				
2	15.699	45.642	1'09.325	1'36.683	3'47.349	128,4	10:42'27.907								
3	12.686	28.117	42.905	57.861	2'21.569	210,5	10:44'49.476								
4	22.200	48.752	1'02.964	1'19.003	3'32.919	116,0	10:48'22.395								
5	11.652	28.170	43.689	42.642	2'06.153	224,5	10:50'28.548								
6	11.154	27.817	48.607	49.774	2'17.352	238,4	10:52'45.900								
7	15.292	43.297	1'22.438	1'29.933	3'50.960	150,4	10:56'36.860								
8	24.632	41.788	51.861	1'14.872	3'13.153	82,4	10:59'50.013								
9	12.475	28.112	42.901	42.343	2'05.831	224,5	11:01'55.844								
10	11.442	27.164	42.625	59.404	2'20.635	221,3	11:04'16.479								
11	25.329	55.710	1'14.180	1'13.102	3'48.321	67,2	11:08'04.800								
12	24.643	43.710	1'10.227	1'23.946	3'42.526	118,8	11:11'47.326								
Race Time 35'32.198															
24 C. SOBRAL (2'08.576)															
Lap	Seg.1	Seg.2	Seg.3	Seg.4	Lap Time	km/h	Local Time								
1						31.272	54.636	1'05.156	2'48.606	174,5	10:39'03.734				
2	17.028	39.798	1'09.210	1'30.121	3'36.157P	146,7	10:42'39.891								
3	1'29.053	33.227	46.532	47.039	3'35.851P	152,1	10:46'15.742								
4	13.632	28.764	43.302	49.785	2'15.483	195,7	10:48'31.225								
5	11.622	28.444	42.859	46.213	2'09.138	214,3	10:50'40.363								
6	11.417	31.647	50.953	52.845	2'26.862	222,2	10:53'07.225								
7	15.159	38.650	1'24.062	1'32.130	3'50.001	143,6	10:56'57.226								
8	23.156	41.396	53.548	1'00.592	2'58.692	89,4	10:59'55.918								
9	12.316	28.117	45.419	42.724	2'08.576	215,6	11:02'04.494								
10	11.369	40.031	42.298	56.765	2'30.463	229,3	11:04'34.957								
11	26.977	56.341	1'10.942	1'14.422	3'48.682	35,1	11:08'23.639								
12	27.684	42.294	1'08.439	1'13.920	3'32.337	88,5	11:11'55.976								
Race Time 35'40.848															
25 B. HARRISON (2'07.474)															
Lap	Seg.1	Seg.2	Seg.3	Seg.4	Lap Time	km/h	Local Time								
1						27.840	55.790	1'05.658	2'54.778	205,7	10:39'09.906				
2	20.269	37.064	1'07.352	1'20.247	3'24.932	98,3	10:42'34.838								
3	12.111	30.051	43.646	1'07.342	2'33.150	203,0	10:45'07.988								
4	21.862	48.163	1'07.092	1'03.790	3'20.907	99,4	10:48'28.895								
5	11.463	27.953	43.670	44.590	2'07.676	201,5	10:50'36.571								
6	11.534	29.515	51.464	50.865	2'23.378	223,1	10:52'59.949								
7	16.098	40.723	1'21.779	1'32.154	3'50.754	142,5	10:56'50.703								
8	23.718	40.955	53.078	1'04.735	3'02.486	80,6	10:59'53.189								
9	12.400	28.729	43.673	42.672	2'07.474	201,9	11:02'00.663								
10	11.470	27.240	43.831	1'01.823	2'24.364	233,8	11:04'25.027								
11	25.809	57.810	1'12.687	1'12.782	3'49.088	66,8	11:08'14.115								
12	26.809	41.597	1'10.241	1'17.875	3'36.522	93,7	11:11'50.637								
Race Time 35'35.509															
27 F. SLATER (2'03.843)															
Lap	Seg.1	Seg.2	Seg.3	Seg.4	Lap Time	km/h	Local Time								
1						27.659	44.536	54.500	2'19.689	188,8	10:38'34.817				

27/10/2024 P = Pits In/Out - C = Lap Time Cancelled



ACI Racing Weekend Monza, 26-27 Ottobre 2024

Italian F4 Championship - Chronological Analysis Race 3

Autodromo Monza 5.793 m

Start at 10:36'15.128

3 / 5

2	15.213	46.305	1'09.796	1'40.224	3'51.538	105,4	10:42'26.355	5	11.562	28.076	43.693	42.484	2'05.815	218,2	10:50'28.334
3	12.816	27.756	42.743	55.519	2'18.834	226,4	10:44'45.189	6	11.436	27.969	49.829	49.014	2'18.248	215,6	10:52'46.582
4	21.555	48.579	1'03.303	1'22.114	3'35.551	122,4	10:48'20.740	7	15.400	43.361	1'22.062	1'30.772	3'51.595	149,6	10:56'38.177
5	11.805	27.307	42.248	42.483	2'03.843	233,3	10:50'24.583	8	24.024	41.667	52.593	1'13.918	3'12.202	81,9	10:59'50.379
6	11.789	27.134	47.232	49.939	2'16.094	234,3	10:52'40.677	9	12.631	28.357	43.055	42.255	2'06.298	213,9	11:01'56.677
7	14.604	44.160	1'22.114	1'30.261	3'51.139	184,9	10:56'31.816	10	11.230	28.146	42.675	1'00.800	2'22.851	222,2	11:04'19.528
8	23.681	41.629	51.510	1'19.535	3'16.355	106,0	10:59'48.171	11	25.256	56.901	1'13.090	1'12.910	3'48.157	64,2	11:08'07.685
9	12.877	27.329	42.256	42.270	2'04.732	226,9	11:01'52.903	12	25.733	42.910	1'09.314	1'23.001	3'40.958	106,8	11:11'48.643
10	11.800	27.171	42.516	59.082	2'20.569	227,4	11:04'13.472								Race Time 35'33.515
11	25.252	55.853	1'14.001	1'12.693	3'47.799	77,9	11:08'01.271								
12	23.079	46.223	1'10.061	1'25.283	3'44.646	99,3	11:11'45.917								

Race Time 35'30.789

28 K. KUTZKOV (2'06.565)

Lap	Seg.1	Seg.2	Seg.3	Seg.4	Lap Time	km/h	Local Time
1		28.466	49.440	56.339	2'28.938	192,5	10:38'44.066
2	15.554	45.311	1'09.595	1'34.186	3'44.646	143,0	10:42'28.712
3	12.529	28.003	43.950	58.782	2'23.264	196,0	10:44'51.976
4	22.365	49.391	1'04.603	1'15.141	3'31.500	108,0	10:48'23.476
5	11.620	27.723	43.737	43.485	2'06.565	224,1	10:50'30.041
6	11.618	28.305	51.815	50.081	2'21.819	227,4	10:52'51.860
7	15.401	41.054	1'21.615	1'31.882	3'49.952	128,0	10:56'41.812
8	24.271	40.837	52.934	1'11.395	3'09.437	89,6	10:59'51.249
9	12.546	28.127	43.421	43.042	2'07.136	217,3	11:01'58.385
10	11.444	27.808	42.671	1'01.480	2'23.403	227,4	11:04'21.788
11	25.142	56.780	1'13.366	1'13.092	3'48.380	61,7	11:08'10.168
12	25.427	42.897	1'08.999	1'22.023	3'39.346	109,2	11:11'49.514

Race Time 35'34.386

29 N. BERREBY (2'07.828)

Lap	Seg.1	Seg.2	Seg.3	Seg.4	Lap Time	km/h	Local Time
1		30.307	54.017	1'03.915	2'45.322	182,7	10:39'00.450
2	16.286	41.208	1'09.209	1'25.021	3'31.724	160,0	10:42'32.174
3	12.394	29.000	44.707	1'04.831	2'30.932	204,5	10:45'03.106
4	21.586	48.367	1'06.458	1'07.570	3'23.981	103,4	10:48'27.087
5	11.775	27.941	43.851	44.261	2'07.828	210,5	10:50'34.915
6	11.640	27.956	52.366	51.439	2'23.401	210,9	10:52'58.316
7	15.690	40.776	1'22.484	1'31.900	3'50.850	136,0	10:56'49.166
8	23.792	40.860	53.314	1'05.831	3'03.797	85,4	10:59'52.963
9	12.440	38.828	44.061	43.595	2'18.924	204,5	11:02'11.887
10	11.752	27.867	43.271	59.025	2'21.915	200,7	11:04'33.802
11	26.836	56.092	1'11.472	1'14.591	3'48.991	36,2	11:08'22.793
12	27.187	42.352	1'08.183	1'14.909	3'32.631	100,4	11:11'55.424

Race Time 35'40.296

31 A. BOHRA (2'05.561)

Lap	Seg.1	Seg.2	Seg.3	Seg.4	Lap Time	km/h	Local Time
1		28.677	47.894	56.410	2'27.220	193,5	10:38'42.348
2	15.558	44.952	1'09.403	1'35.885	3'45.798	137,8	10:42'28.146
3	12.297	27.881	43.236	57.325	2'20.739	228,3	10:44'48.885
4	21.681	48.897	1'03.117	1'19.389	3'33.084	129,2	10:48'21.969
5	11.423	28.281	43.384	42.473	2'05.561	228,8	10:50'27.530
6	11.503	27.743	47.310	49.618	2'16.174	235,8	10:52'43.704
7	15.202	43.325	1'22.181	1'29.941	3'50.649	165,9	10:56'34.353
8	24.300	41.848	51.848	1'16.966	3'14.962	93,5	10:59'49.315
9	12.508	28.325	42.788	42.484	2'06.105	223,1	11:01'55.420
10	11.432	27.448	42.442	59.179	2'20.501	221,8	11:04'15.921
11	24.997	55.817	1'14.010	1'13.423	3'48.247	74,3	11:08'04.168
12	23.767	44.630	1'10.143	1'24.290	3'42.830	114,4	11:11'46.998

Race Time 35'31.870

33 T. STOLCERMANIS (2'05.815)

Lap	Seg.1	Seg.2	Seg.3	Seg.4	Lap Time	km/h	Local Time
1		28.749	48.691	56.296	2'28.054	196,4	10:38'43.182
2	15.556	45.146	1'09.715	1'34.876	3'45.293	143,2	10:42'28.475
3	12.410	28.003	42.918	58.240	2'21.571	210,5	10:44'50.046
4	22.517	49.232	1'03.491	1'17.233	3'32.473	108,1	10:48'22.519

27/10/2024 P = Pits In/Out - C = Lap Time Cancelled

35 K. DARYANANI (2'06.604)

Lap	Seg.1	Seg.2	Seg.3	Seg.4	Lap Time	km/h	Local Time
1		31.402	57.253	1'05.636	2'52.445	181,8	10:39'07.573
2	19.405	37.028	1'08.884	1'21.309	3'26.626	146,5	10:42'34.199
3	12.081	28.401	44.050	1'06.237	2'30.769	210,5	10:45'04.968
4	21.974	48.458	1'06.767	1'05.631	3'22.830	100,5	10:48'27.798
5	11.537	28.359	43.147	45.198	2'08.241	221,3	10:50'36.039
6	11.720	29.255	51.120	51.433	2'23.528	235,3	10:52'59.567
7	15.838	40.158	1'22.146	1'31.898	3'50.040	140,4	10:56'49.607
8	24.027	41.080	53.057	1'05.325	3'03.489	84,1	10:59'53.096
9	12.469	28.280	43.729	42.126	2'06.604	206,9	11:01'59.700
10	11.532	27.610	43.517	1'02.167	2'24.826	222,2	11:04'24.526
11	25.439	57.682	1'12.955	1'12.357	3'48.433	55,0	11:08'12.959
12	26.838	41.610	1'10.146	1'18.856	3'37.450	96,3	11:11'50.409

Race Time 35'35.281

36 G. JONSSON (2'05.958)

Lap	Seg.1	Seg.2	Seg.3	Seg.4	Lap Time	km/h	Local Time
1		29.799	51.764	1'00.441	2'37.777	170,6	10:38'52.905
2	16.231	42.014	1'11.608	1'27.491	3'37.344	169,8	10:42'30.249
3	12.242	28.508	43.245	1'00.039	2'24.034	194,2	10:44'54.283
4	23.059	47.934	1'05.267	1'13.118	3'29.378	102,6	10:48'23.661
5	11.721	27.650	43.995	43.232	2'06.598	204,9	10:50'30.259
6	11.438	28.112	51.358	49.838	2'20.746	209,3	10:52'51.005
7	15.927	40.599	1'21.762	1'31.879	3'50.167	133,3	10:56'41.172
8	24.208	40.804	52.811	1'12.073	3'09.896	97,1	10:59'51.068
9	12.679	28.039	43.042	42.198	2'05.958	216,4	11:01'57.026
10	11.217	27.652	42.361	1'00.795	2'22.025	222,2	11:04'19.051
11	25.039	57.048	1'13.134	1'12.531	3'47.752	70,3	11:08'06.803
12	25.745	42.976	1'09.266	1'23.496	3'41.483	110,2	11:11'48.286

Race Time 35'33.158

45 J. BEETON (2'05.799)

Lap	Seg.1	Seg.2	Seg.3	Seg.4	Lap Time	km/h	Local Time
1		28.167	45.952	54.954	2'22.653	195,3	10:38'37.781
2	14.547	46.535	1'09.743	1'38.569	3'49.394	110,3	10:42'27.175
3	12.399	27.983	43.734	56.565	2'20.681	213,9	10:44'47.856
4	21.942	48.684	1'03.373	1'19.938	3'33.937	118,3	10:48'21.793
5	11.607	28.145	43.059	42.988	2'05.799	208,9	10:50'27.592
6	11.424	27.973	47.791	49.648	2'16.836	233,3	10:52'44.428
7	15.387	43.047	1'22.438	1'29.844	3'50.716	159,8	10:56'35.144
8	24.470	41.641	52.043	1'16.158	3'14.312	109,0	10:59'49.456
9	12.469	28.711	43.323	42.222	2'06.725	228,8	11:01'56.181
10	11.283	27.722	42.576	59.365	2'20.946	234,8	11:04'17.127
11	25.491	55.829	1'14.065	1'12.918	3'48.303	65,5	11:08'05.430
12	24.553	43.716	1'10.172	1'23.978	3'42.419	119,6	11:11'47.849

Race Time 35'32.721

50 D. GOWDA (2'06.000)

Lap	Seg.1	Seg.2	Seg.3	Seg.4	Lap Time	km/h	Local Time
1		28.262	47.006	55.535	2'24.898	193,5	10:38'40.026
2	15.475	45.483	1'09.488	1'37.346	3'47.792	120,9	10:42'27.818
3	12.659	28.369	43.466	58.265	2'22.759	220,0	10:44'50.577
4	22.523	49.207	1'03.638	1'16.873	3'32.241	102,8	10:48'22.818
5	11.648	28.192	43.681	42.479	2'06.000	220,4	10:50'28.818
6	11.344	28.078	49.831	49.858	2'19.111	215,1	10:52'47.929
7	15.358	42.607	1'22.103	1'31.130	3'51.198	148,8	10:56'39.127



7.5



Autodromo Monza 5.793 m

ACI Racing Weekend Monza, 26-27 Ottobre 2024

Italian F4 Championship - Chronological Analysis Race 3

Start at 10:36'15.128

4 / 5

8	23.879	41.475	52.680	1'13.426	3'11.460	76,9	10:59'50.587	8	23.506	41.437	52.884	1'12.871	3'10.698	83,0	10:59'50.963
9	12.554	28.297	43.074	42.296	2'06.221	226,9	11:01'56.808								Race Time 23'35.835
10	11.164	27.801	42.359	59.825	2'21.149	232,8	11:04'17.957								
11	25.398	56.535	1'13.391	1'13.004	3'48.328	70,1	11:08'06.285								
12	24.874	43.469	1'09.910	1'23.562	3'41.815	108,5	11:11'48.100								

Race Time 35'32.972

51 K. NAKAMURA-BERTA (2'05.781)

Lap	Seg.1	Seg.2	Seg.3	Seg.4	Lap Time	km/h	Local Time
1		28.364	46.114	55.066	2'23.452	196,0	10:38'38.580
2	14.827	46.410	1'09.411	1'38.302	3'48.950	125,0	10:42'27.530
3	12.488	27.714	42.755	56.772	2'19.729	208,1	10:44'47.259
4	22.045	48.597	1'03.346	1'20.310	3'34.298	125,4	10:48'21.557
5	11.698	28.220	42.557	43.306	2'05.781	215,1	10:50'27.338
6	11.616	27.807	45.780	50.030	2'15.233	235,8	10:52'42.571
7	15.449	43.456	1'22.218	1'29.829	3'50.952	170,6	10:56'33.523
8	24.049	41.936	51.533	1'18.105	3'15.623	98,9	10:59'49.146
9	12.764	28.049	42.465	42.511	2'05.789	227,8	11:01'54.935
10	11.481	27.215	41.975	59.571	2'20.242	222,7	11:04'15.177
11	24.880	55.927	1'14.052	1'13.387	3'48.246	79,8	11:08'03.423
12	23.311	44.923	1'10.375	1'24.683	3'43.292	115,9	11:11'46.715

Race Time 35'31.587

52 O. SAVINKOV (2'30.695)

Lap	Seg.1	Seg.2	Seg.3	Seg.4	Lap Time	km/h	Local Time
1		32.155	55.616	1'05.779	2'50.954	174,8	10:39'06.082
2	17.844	38.331	1'09.302	1'21.977	3'27.454	168,5	10:42'33.536
3	12.159	28.069	44.603	1'05.864	2'30.695	209,7	10:45'04.231
4	21.450	48.643	1'07.190	1'06.128	3'23.411	106,7	10:48'27.642

Race Time 12'12.514

58 L. BLOCC

Lap	Seg.1	Seg.2	Seg.3	Seg.4	Lap Time	km/h	Local Time
1		32.161				177,0	

Race Time 6.:34' 8.2

62 E. ROBINSON (2'09.425)

Lap	Seg.1	Seg.2	Seg.3	Seg.4	Lap Time	km/h	Local Time
1		29.224	1'06.010	1'06.956	2'57.693	184,0	10:39'12.821
2	19.572	37.255	1'06.643	1'19.121	3'22.591	118,6	10:42'35.412
3	12.380	30.799	44.148	1'07.188	2'34.515	197,4	10:45'09.927
4	21.439	47.993	1'08.258	1'01.892	3'19.582	101,3	10:48'29.509
5	11.595	27.941	44.376	46.332	2'10.244	187,8	10:50'39.753
6	11.610	30.340	50.535	51.807	2'24.292	205,7	10:53'04.045
7	15.995	39.461	1'22.376	1'32.574	3'50.406	138,6	10:56'54.451
8	24.157	40.802	52.322	1'03.144	3'00.425	87,0	10:59'54.876
9	12.185	28.612	44.675	43.953	2'09.425	198,9	11:02'04.301
10	11.562	28.446	44.151	1'01.538	2'25.697	219,5	11:04'29.998
11	25.032	57.774	1'12.165	1'13.470	3'48.441	42,6	11:08'18.439
12	26.424	41.675	1'09.268	1'17.043	3'34.410	97,8	11:11'52.849

Race Time 35'37.721

71 M. REHM (3'40.869)

Lap	Seg.1	Seg.2	Seg.3	Seg.4	Lap Time	km/h	Local Time
1		28.834	51.057	58.769	2'33.674	180,0	10:38'48.802
2	15.149	43.797	1'10.621	1'31.302	3'40.869	159,3	10:42'29.671
3	12.329	28.178	50.866	1'12.519	2'43.892P	201,1	10:45'13.563

Race Time 8'58.435

73 E. OLIVIERI (2'06.461)

Lap	Seg.1	Seg.2	Seg.3	Seg.4	Lap Time	km/h	Local Time
1		28.635	50.689	57.529	2'31.956	183,1	10:38'47.084
2	15.378	44.545	1'10.432	1'31.878	3'42.233	154,1	10:42'29.317
3	12.273	28.539	43.156	59.572	2'23.540	192,2	10:44'52.857
4	22.104	49.386	1'04.764	1'14.462	3'30.716	108,0	10:48'23.573
5	11.527	27.848	43.799	43.287	2'06.461	225,0	10:50'30.034
6	11.646	27.992	50.029	49.455	2'19.122	228,3	10:52'49.156
7	15.215	42.128	1'22.129	1'31.637	3'51.109	139,2	10:56'40.265

86 D. VINCI (2'08.656)

Lap	Seg.1	Seg.2	Seg.3	Seg.4	Lap Time	km/h	Local Time
1		31.355	58.314	1'05.696	2'53.892	163,4	10:39'09.020
2	19.201	36.931	1'08.586	1'20.616	3'25.334	127,2	10:42'34.354
3	12.170	29.753	43.713	1'07.302	2'32.938	203,0	10:45'07.292
4	21.474	48.351	1'07.026	1'04.461	3'21.312	102,7	10:48'28.604
5	11.563	28.273	44.113	45.326	2'09.275	205,7	10:50'37.879
6	11.542	29.687	51.663	50.736	2'32.628	220,9	10:53'01.507
7	16.385	40.126	1'21.899	1'32.433	3'50.843	128,3	10:56'52.350
8	24.055	41.217	52.546	1'03.667	3'01.485	84,4	10:59'53.835
9	12.165	29.467	43.887	43.137	2'08.656	201,5	11:02'02.491
10	11.650	27.300	43.507	1'01.534	2'23.991	227,4	11:04'26.482
11	25.810	57.342	1'12.783	1'12.944	3'48.879	54,2	11:08'15.361
12	26.784	41.791	1'09.649	1'17.372	3'35.596	92,2	11:11'50.957

Race Time 35'35.829

88 L. HODENIUS (2'08.655)

Lap	Seg.1	Seg.2	Seg.3	Seg.4	Lap Time	km/h	Local Time
1		30.916	54.709	1'05.070	2'48.137	175,3	10:39'03.265
2	16.625	39.803	1'09.491	1'23.282	3'29.201	155,2	10:42'32.466
3	12.069	29.110	44.881	1'05.281	2'31.341	207,7	10:45'03.807
4	21.352	48.374	1'07.007	1'06.633	3'23.366	106,6	10:48'27.173
5	11.739	27.781	43.822	49.739	2'13.081	222,7	10:50'40.254
6	11.445	31.441	50.891	51.474	2'25.251	215,6	10:53'05.505
7	15.979	38.990	1'23.750	1'32.256	3'50.975	142,9	10:56'56.480
8	23.445	41.409	53.319	1'00.796	2'58.969	89,4	10:59'55.449
9	12.070	28.263	44.428	43.894	2'08.655	207,3	11:02'04.104

Race Time 25'48.976

95 A. DUNA (2'11.385)

Lap	Seg.1	Seg.2	Seg.3	Seg.4	Lap Time	km/h	Local Time
1		30.901	58.717	1'05.997	2'55.777	158,6	10:39'10.905

27/10/2024

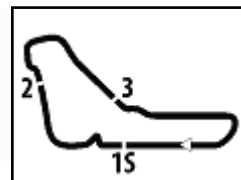
P = Pits In/Out - C = Lap Time Cancelled

Powered by FICr PERUGIA TIMING





7.5



Autodromo Monza 5.793 m

5 / 5

ACI Racing Weekend Monza, 26-27 Ottobre 2024 Italian F4 Championship - Chronological Analysis Race 3

Start at 10:36'15.128

2	20.370	37.182	1'06.768	1'20.131	3'24.451	110,1	10:42'35.356
3	13.879	30.109	44.978	1'06.425	2'35.391	169,0	10:45'10.747
4	21.469	47.992	1'08.358	1'02.036	3'19.855	101,2	10:48'30.602
5	12.686	28.771	43.957	46.580	2'11.994	175,3	10:50'42.596
6	11.789	30.141	50.823	52.604	2'25.357	203,0	10:53'07.953
7	15.374	38.765	1'23.466	1'32.210	3'49.815	143,0	10:56'57.768
8	23.730	40.996	53.393	1'00.506	2'58.625	85,6	10:59'56.393
9	13.689	29.173	44.430	44.093	2'11.385	167,7	11:02'07.778
10	11.898	29.026	44.275	1'00.018	2'25.217	199,3	11:04'32.995
11	26.464	56.461	1'11.411	1'14.811	3'49.147	38,6	11:08'22.142
12	26.447	41.509	1'08.549	1'15.667	3'32.172	95,3	11:11'54.314

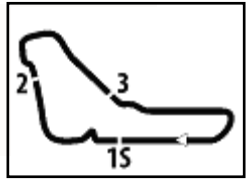
Race Time 35'39.186

27/10/2024

P = Pits In/Out - C = Lap Time Cancelled

Powered by FICr PERUGIA TIMING

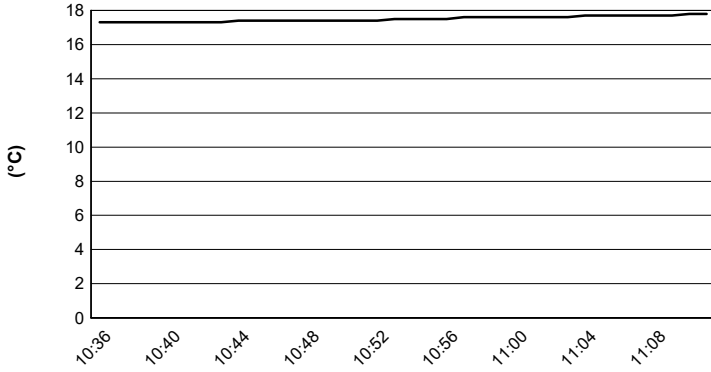




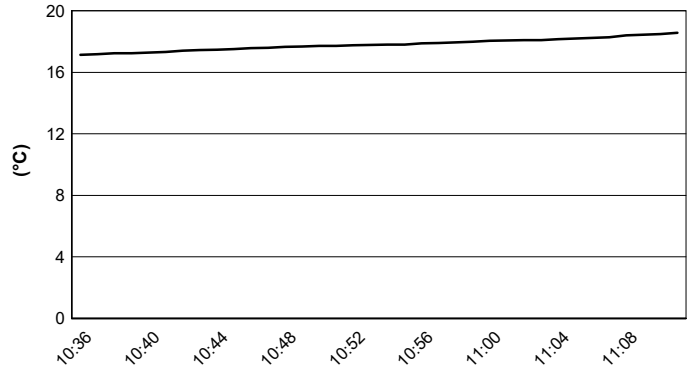
Autodromo Monza 5.793 m

ACI Racing Weekend Monza, 26-27 Ottobre 2024
Italian F4 Championship - Weather Report Race 3
 Session started 10:36 - Session ended 11:12

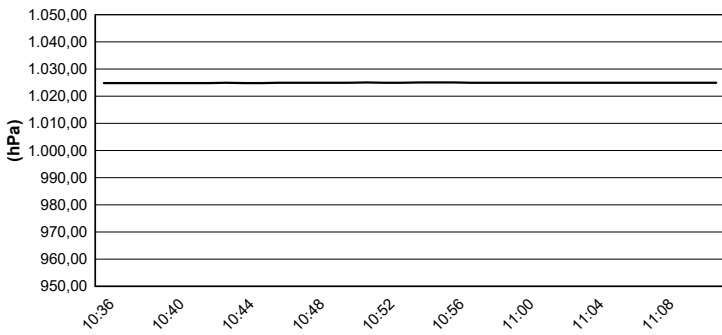
Air Temperature



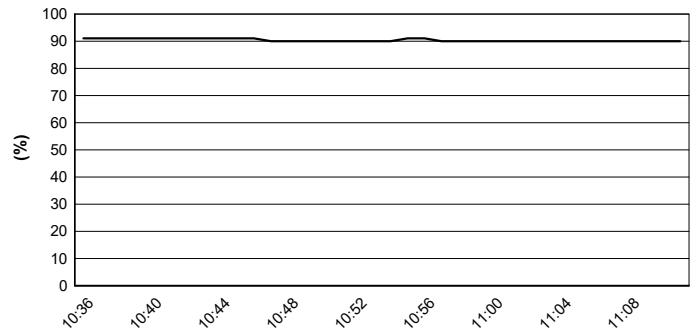
Track Temperature



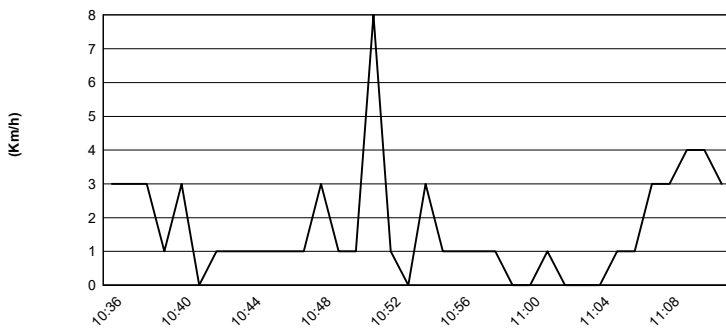
Air Pressure



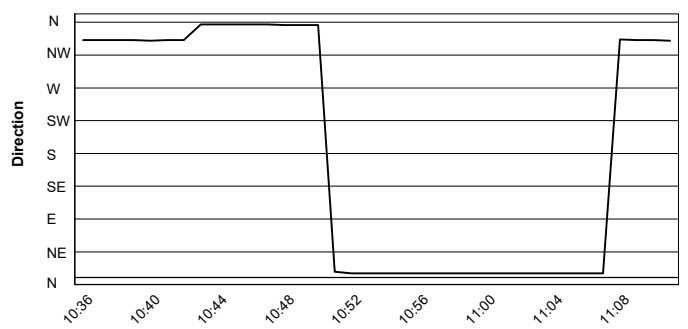
Humidity



Wind Speed

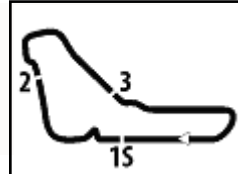


Wind Direction



27/10/2024




ACI Racing Weekend Monza, 26-27 Ottobre 2024
Italian F4 Championship - Starting Grid - Race 3 (Duration: 30' +1 Lap)

35	DARYANANI K. CRAM Motorsport	Tatuus	95	DUNA A. Real Racing	Tatuus 2'00.894	19
11	VIISOREANU L. Real Racing	Tatuus 2'07.113	18	KOLLER J. BVM Racing	Tatuus 2'05.064	18
86	VINCI D. Van Amersfoort Racing	Tatuus 2'03.184	25	HARRISON B. Jenzer Motorsport	Tatuus 2'02.777	17
88	HODENIUS L. Van Amersfoort Racing	Tatuus 2'02.474	24	SOBRAL C. Jenzer Motorsport	Tatuus 2'02.468	16
29	BERREBY N. Maffi Racing	Tatuus 2'02.385	52	SAVINKOV O. AKM Motorsport	Tatuus 2'02.384	15
58	BLOCK L. ART Grand Prix	Tatuus 2'02.053	6	YAMAKOSHI H. Van Amersfoort Racing	Tatuus 2'01.936	14
19	ANURAG K. US Racing	Tatuus 2'01.853	4	BUSTAMANTE B. ART Grand Prix	Tatuus 2'00.986	13
3	POPOV M. PHM AIX Racing	Tatuus 2'01.828	16	LARINI D. PHM AIX Racing	Tatuus 2'01.792	12
17	BONDAREV O. Prema Racing	Tatuus 2'01.705	9	STACK E. PHM AIX Racing	Tatuus 2'01.692	11
5	MARCHIANTE M. AKM Motorsport	Tatuus 2'01.586	36	JONSSON G. Van Amersfoort Racing	Tatuus 2'01.231	10
62	ROBINSON E. US Racing	Tatuus 2'01.162	2	SCHWARTZ H. Van Amersfoort Racing	Tatuus 2'01.141	9
73	OLIVIERI E. AKM Motorsport	Tatuus 2'00.852	77	YEH E. R-ACE GP	Tatuus 2'00.814	8
71	REHM M. US Racing	Tatuus 2'00.636	22	FREY E. Jenzer Motorsport	Tatuus 2'00.563	7
28	KUTZKOV K. Maffi Racing	Tatuus 2'00.466	33	STOLCERMANIS T. Prema Racing	Tatuus 2'00.446	6
31	BOHRA A. US Racing	Tatuus 2'00.417	14	AL DHAHERI R. Prema Racing	Tatuus 2'00.398	5
50	GOWDA D. Prema Racing	Tatuus 2'00.349	51	NAKAMURA-BERTA K Prema Racing	Tatuus 2'00.274	4
45	BEETON J. US Racing	Tatuus 2'00.099	23	FRANCOT R. Jenzer Motorsport	Tatuus 2'00.007	3
80	POWELL A. Prema Racing	Tatuus 1'59.909	12	PRADEL G. US Racing	Tatuus 1'59.875	2
7	SAMMALISTO L. R-ACE GP	Tatuus 1'59.599	27	SLATER F. Prema Racing	Tatuus 1'59.267	1

The Driver n. 95 (Duna A.) drop 10 positions for Stewards dec. n. 15
The Driver n. 4 (Bustamante B.) drop 4 positions for Stewards dec. n. 16

