



ACI Racing Weekend Monza, 5-6 Ottobre 2024

Euro4 Championship - Results Race 3

Autodromo Monza 5.793 m

Laps 14 = 81,102 km - Avg 146,499 km/h - Race Time 33'12.959

No.	Driver	Nat	Entrant	Team	Car	Class	Laps	Gap	Rel.	Fastest Lap
1	71 REHM Maxim	DEU	US Racing	US Racing	Tatuus F4-T421	R	14		8	1'51.961
2	16 LARINI Davide	ITA	PHM AIX Racing	PHM AIX Racing	Tatuus F4-T421		14	0.327	0.327	7 1'52.267
3	51 NAKAMURA-BERTA Kean	JPN	Prema Racing	Prema Racing	Tatuus F4-T421	R	14	0.921	0.594	9 1'52.191
4	12 PRADEL Gianmarco	AUS	US Racing	US Racing	Tatuus F4-T421		14	1.155	0.234	7 1'51.935
5	31 BOHRA Akshay	IND	US Racing	US Racing	Tatuus F4-T421		14	2.183	1.028	9 1'51.779
6	45 BEETON Jack	AUS	US Racing	US Racing	Tatuus F4-T421		14	2.379	0.196	9 1'52.040
7	33 STOLCERMANIS Tomass	LVA	Prema Racing	Prema Racing	Tatuus F4-T421	R	14	2.748	0.369	9 1'51.894
8	7 SAMMALISTO Luka	FIN	R-ACE GP	R-ACE GP	Tatuus F4-T421	R	14	3.495	0.747	8 1'52.249
9	73 OLIVIERI Emanuele	ITA	AKM Motorsport	AKM Motorsport	Tatuus F4-T421	R	14	3.503	0.008	8 1'51.903
10	11 VIISOREANU Luca	ROU	Real Racing	Real Racing	Tatuus F4-T421	R	14	3.720	0.217	9 1'52.809
11	21 ISCHER Ethan	CHE	Jenzer Motorsport	Jenzer Motorsport	Tatuus F4-T421		14	3.909	0.189	8 1'52.269
12	23 FRANCOT Reno	NLD	Jenzer Motorsport	Jenzer Motorsport	Tatuus F4-T421		14	4.110	0.201	9 1'52.299
13	19 ANURAG Kabir	SGP	US Racing	US Racing	Tatuus F4-T421	R	14	4.643	0.533	8 1'52.173
14	80 POWELL Alex	USA	Prema Racing	Prema Racing	Tatuus F4-T421	R	14	4.994	0.351	9 1'51.391
15	6 YAMAKOSHI Hiyu	JPN	Van Amersfoort Racing	Van Amersfoort Racing	Tatuus F4-T421		14	5.764	0.770	9 1'51.858
16	50 GOWDA Dion	IND	Prema Racing	Prema Racing	Tatuus F4-T421		14	6.892	1.128	14 1'53.225
17	88 HODENIUS Lin	NLD	Van Amersfoort Racing	Van Amersfoort Racing	Tatuus F4-T421		14	6.893	0.001	8 1'51.898
18	9 STACK Everett	USA	PHM AIX Racing	PHM AIX Racing	Tatuus F4-T421		14	7.176	0.283	14 1'52.836
19P	22 FREY Enea	CHE	Jenzer Motorsport	Jenzer Motorsport	Tatuus F4-T421	R	14	7.489	0.313	9 1'51.918
20	15 ROBINSON Edward	GBR	US Racing	US Racing	Tatuus F4-T421	R	14	7.583	0.094	14 1'52.797
21	8 KOSTIC Andrija	SRB	Van Amersfoort Racing	Van Amersfoort Racing	Tatuus F4-T421	R	14	8.139	0.556	14 1'52.857
22	36 JONSSON Gustav	SWE	Van Amersfoort Racing	Van Amersfoort Racing	Tatuus F4-T421		14	8.847	0.708	3 1'51.991
23	2 SCHWARTZ Hudson	USA	Van Amersfoort Racing	Van Amersfoort Racing	Tatuus F4-T421	R	14	9.077	0.230	9 1'52.351
24P	7 YEH Enzo	CHN	R-ACE GP	R-ACE GP	Tatuus F4-T421	R	14	9.411	0.334	14 1'52.516
25	5 MARCHIANTE Mattia	ITA	AKM Motorsport	AKM Motorsport	Tatuus F4-T421	R	14	9.599	0.188	8 1'52.949
26P	57 NOBELS Aurelia	BRA	ART Grand Prix	ART Grand Prix	Tatuus F4-T421		14	18.803	9.204	9 1'52.112
27P	3 POPOV Maksimilian	GRD	PHM AIX Racing	PHM AIX Racing	Tatuus F4-T421	R	14	32.279	13.476	8 1'52.616
28	4 BUSTAMANTE Bianca	PHL	ART Grand Prix	ART Grand Prix	Tatuus F4-T421		9	5 Laps	5 Laps	9 1'52.995
----- Not Classified -----										
RET	27 SLATER Freddie	GBR	Prema Racing	Prema Racing	Tatuus F4-T421		1	13 Laps		

Starting: 29 Classified: 28 Not Classified: 0 Retired: 1 Not Started: 0

Fastest Lap N. 9 No. 80 Alex Powell Time 1'51.391 Avg. 187,222 Km/h

Humidity:	65%	Air	18°C
Condition:	DRY	Track	24°C

Penalty and Infringement

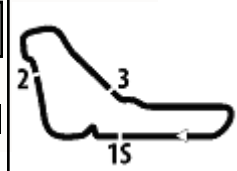
16.21	77 E. YEH	#77 Time Penalty 5 sec - Stewards dec n. 22
17.59	22 E. FREY	#22 Time Penalty 5 sec - Stewards dec n. 26
17.59	57 A. NOBELS	#57 Time Penalty 10 sec - Stewards dec n. 24
18.00	3 M. POPOV	#3 Time Penalty 25 sec - Stewards dec n. 23

Stewards : Ronny Guarini Franco Leoni Raffaele Giammaria

Start 06/10/2024 16:04 End 16:38

Powered by FICr PERUGIA TIMING





ACI Racing Weekend Monza, 5-6 Ottobre 2024

Euro4 Championship - Results Race 3

Autodromo Monza 5.793 m

Laps 14 = 81,102 km - Avg 146,499 km/h - Race Time 33'12.959

No.	Driver	Nat	Entrant	Team	Car	Class	Laps	Gap	Rel.	Fastest Lap
1	71 REHM Maxim	DEU	US Racing	US Racing	Tatuus F4-T421	R	14		8	1'51.961
2	16 LARINI Davide	ITA	PHM AIX Racing	PHM AIX Racing	Tatuus F4-T421		14	0.327	0.327	7 1'52.267
3	51 NAKAMURA-BERTA Kean	JPN	Prema Racing	Prema Racing	Tatuus F4-T421	R	14	0.921	0.594	9 1'52.191
4	12 PRADEL Gianmarco	AUS	US Racing	US Racing	Tatuus F4-T421		14	1.155	0.234	7 1'51.935
5	31 BOHRA Akshay	IND	US Racing	US Racing	Tatuus F4-T421		14	2.183	1.028	9 1'51.779
6	45 BEETON Jack	AUS	US Racing	US Racing	Tatuus F4-T421		14	2.379	0.196	9 1'52.040
7	22 FREY Enea	CHE	Jenzer Motorsport	Jenzer Motorsport	Tatuus F4-T421	R	14	2.489	0.110	9 1'51.918
8	33 STOLCERMANIS Tomass	LVA	Prema Racing	Prema Racing	Tatuus F4-T421	R	14	2.748	0.259	9 1'51.894
9	7 SAMMALISTO Luka	FIN	R-ACE GP	R-ACE GP	Tatuus F4-T421	R	14	3.495	0.747	8 1'52.249
10	73 OLIVIERI Emanuele	ITA	AKM Motorsport	AKM Motorsport	Tatuus F4-T421	R	14	3.503	0.008	8 1'51.903
11	11 VIISOREANU Luca	ROU	Real Racing	Real Racing	Tatuus F4-T421	R	14	3.720	0.217	9 1'52.809
12	21 ISCHER Ethan	CHE	Jenzer Motorsport	Jenzer Motorsport	Tatuus F4-T421		14	3.909	0.189	8 1'52.269
13	23 FRANCO Reno	NLD	Jenzer Motorsport	Jenzer Motorsport	Tatuus F4-T421		14	4.110	0.201	9 1'52.299
14	19 ANURAG Kabir	SGP	US Racing	US Racing	Tatuus F4-T421	R	14	4.643	0.533	8 1'52.173
15	80 POWELL Alex	USA	Prema Racing	Prema Racing	Tatuus F4-T421	R	14	4.994	0.351	9 1'51.391
16	6 YAMAKOSHI Hiyu	JPN	Van Amersfoort Racing	Van Amersfoort Racing	Tatuus F4-T421		14	5.764	0.770	9 1'51.858
17	50 GOWDA Dion	IND	Prema Racing	Prema Racing	Tatuus F4-T421		14	6.892	1.128	14 1'53.225
18	88 HODENIUS Lin	NLD	Van Amersfoort Racing	Van Amersfoort Racing	Tatuus F4-T421		14	6.893	0.001	8 1'51.898
19	9 STACK Everett	USA	PHM AIX Racing	PHM AIX Racing	Tatuus F4-T421		14	7.176	0.283	14 1'52.836
20	3 POPOV Maksimilian	GRD	PHM AIX Racing	PHM AIX Racing	Tatuus F4-T421	R	14	7.279	0.103	8 1'52.616
21	15 ROBINSON Edward	GBR	US Racing	US Racing	Tatuus F4-T421	R	14	7.583	0.304	14 1'52.797
22	8 KOSTIC Andrija	SRB	Van Amersfoort Racing	Van Amersfoort Racing	Tatuus F4-T421	R	14	8.139	0.556	14 1'52.857
23	57 NOBELS Aurelia	BRA	ART Grand Prix	ART Grand Prix	Tatuus F4-T421		14	8.803	0.664	9 1'52.112
24	36 JONSSON Gustav	SWE	Van Amersfoort Racing	Van Amersfoort Racing	Tatuus F4-T421		14	8.847	0.044	3 1'51.991
25	2 SCHWARTZ Hudson	USA	Van Amersfoort Racing	Van Amersfoort Racing	Tatuus F4-T421	R	14	9.077	0.230	9 1'52.351
26P	77 YEH Enzo	CHN	R-ACE GP	R-ACE GP	Tatuus F4-T421	R	14	9.411	0.334	14 1'52.516
27	5 MARCHIANTE Mattia	ITA	AKM Motorsport	AKM Motorsport	Tatuus F4-T421	R	14	9.599	0.188	8 1'52.949
28	4 BUSTAMANTE Bianca	PHL	ART Grand Prix	ART Grand Prix	Tatuus F4-T421		9	5 Laps	5 Laps	9 1'52.995
----- Not Classified -----										
RET	27 SLATER Freddie	GBR	Prema Racing	Prema Racing	Tatuus F4-T421		1	13 Laps		

Starting: 29 Classified: 28 Not Classified: 0 Retired: 1 Not Started: 0
 Fastest Lap N. 9 No. 80 Alex Powell Time 1'51.391 Avg. 187,222 Km/h

Humidity:	65%	Air	18°C
Condition:	DRY	Track	24°C

Penalty and Infringement

 16.21 **77 E. YEH**

#77 Time Penalty 5 sec - Track limits abuse

Clerk of the Course : Renato Schmidt

Race Director : Alessandro Ferrari

 Start 16:04 End 16:38
 06/10/2024

Powered by FICr PERUGIA TIMING





ACI Racing Weekend Monza, 5-6 Ottobre 2024

Euro4 Championship - Results by Class Race 3

Rookie

Laps 14 = 81,102 km - Avg 146,499 km/h - Race Time 33'12.959

No.	Driver	Nat	Entrant	Team	Car	Laps	Gap	Rel.	Fastest Lap
1	71 REHM Maxim	DEU	US Racing	US Racing	Tatuus F4-T421	14		8	1'51.961
2	51 NAKAMURA-BERTA Kean	JPN	Prema Racing	Prema Racing	Tatuus F4-T421	14	0.921	0.921	9 1'52.191
3	22 FREY Enea	CHE	Jenzer Motorsport	Jenzer Motorsport	Tatuus F4-T421	14	2.489	1.568	9 1'51.918
4	33 STOLCERMANIS Tomass	LVA	Prema Racing	Prema Racing	Tatuus F4-T421	14	2.748	0.259	9 1'51.894
5	7 SAMMALISTO Luka	FIN	R-ACE GP	R-ACE GP	Tatuus F4-T421	14	3.495	0.747	8 1'52.249
6	73 OLIVIERI Emanuele	ITA	AKM Motorsport	AKM Motorsport	Tatuus F4-T421	14	3.503	0.008	8 1'51.903
7	11 VIISOREANU Luca	ROU	Real Racing	Real Racing	Tatuus F4-T421	14	3.720	0.217	9 1'52.809
8	19 ANURAG Kabir	SGP	US Racing	US Racing	Tatuus F4-T421	14	4.643	0.923	8 1'52.173
9	80 POWELL Alex	USA	Prema Racing	Prema Racing	Tatuus F4-T421	14	4.994	0.351	9 1'51.391
10	3 POPOV Maksimilian	GRD	PHM AIX Racing	PHM AIX Racing	Tatuus F4-T421	14	7.279	2.285	8 1'52.616
11	15 ROBINSON Edward	GBR	US Racing	US Racing	Tatuus F4-T421	14	7.583	0.304	14 1'52.797
12	8 KOSTIC Andrija	SRB	Van Amersfoort Racing	Van Amersfoort Racing	Tatuus F4-T421	14	8.139	0.556	14 1'52.857
13	2 SCHWARTZ Hudson	USA	Van Amersfoort Racing	Van Amersfoort Racing	Tatuus F4-T421	14	9.077	0.938	9 1'52.351
14P	77 YEH Enzo	CHN	R-ACE GP	R-ACE GP	Tatuus F4-T421	14	9.411	0.334	14 1'52.516
15	5 MARCHIANTE Mattia	ITA	AKM Motorsport	AKM Motorsport	Tatuus F4-T421	14	9.599	0.188	8 1'52.949

Starting: 15 Classified: 15 Not Classified: 0 Retired: 0 Not Started: 0

Fastest Lap N. 9 No. 80 Alex Powell Time 1'51.391 Avg. 187,222 Km/h

Humidity:	65%	Air	18°C
Condition:	DRY	Track	24°C

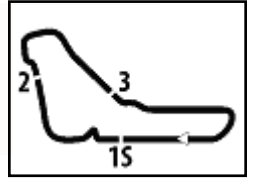
Clerk of the Course : Renato Schmidt

Race Director : Alessandro Ferrari

06/10/2024	Start 16:04	End 16:38
------------	----------------	--------------

Powered by FICr PERUGIA TIMING





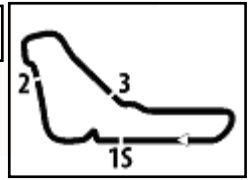
Autodromo Monza 5.793 m

ACI Racing Weekend Monza, 5-6 Ottobre 2024
Euro4 Championship - Lap Chart Race 3

	Lap													
	1	2	3	4	5	6	7	8	9	10	11	12	13	14
1	80	16	51	16	16	51	51	16	51	51	51	51	51	71
2	51	51	16	51	51	16	16	51	71	71	71	71	71	16
3	16	80	11	11	11	11	71	71	16	16	16	16	16	51
4	11	11	77	77	77	45	11	12	12	12	12	12	12	12
5	7	77	45	45	45	71	12	31	31	31	31	31	31	31
6	77	31	71	31	31	31	31	45	45	45	45	45	45	45
7	31	71	31	71	71	12	33	22	22	22	22	22	22	22
8	45	45	7	12	12	33	45	73	33	33	33	33	33	33
9	71	12	12	7	7	77	22	33	73	73	73	73	73	7
10	12	7	33	33	33	7	77	7	11	7	7	7	7	73
11	6	73	73	73	73	22	73	11	7	11	11	11	11	11
12	73	4	36	36	36	73	7	21	21	21	21	21	21	21
13	15	33	22	22	22	23	23	77	23	23	23	23	23	23
14	57	57	57	57	57	21	21	23	77	77	77	77	77	77
15	22	22	8	8	8	57	19	19	19	19	19	19	19	19
16	4	8	23	23	23	19	88	88	88	88	88	88	88	80
17	8	36	21	21	21	8	2	80	80	80	80	80	80	6
18	33	23	19	19	19	2	57	57	57	57	57	57	57	50
19	23	21	2	2	2	88	8	2	6	6	6	6	6	88
20	36	19	88	88	88	50	80	3	6	2	2	2	2	9
21	3	88	15	15	15	3	6	8	3	50	50	50	50	3
22	21	2	50	50	50	15	3	6	50	3	3	3	3	15
23	88	15	3	3	3	80	50	50	4	9	9	9	9	8
24	2	3	9	9	9	9	15	4	8	15	15	15	15	57
25	19	50	6	6	6	6	4	15	15	5	5	5	5	36
26	50	9	5	5	5	4	9	9	9	8	8	8	8	2
27	9	6	80	4	4	5	5	5	5	36	36	36	36	5
28	5	5	4	80	80	36	36	36	36					
29	27													

Final Result		
1	71 REHM M.	Laps 14
2	16 LARINI D.	0.327
3	51 NAKAMURA-BERTA	0.921
4	12 PRADEL G.	1.155
5	31 BOHRA A.	2.183
6	45 BEETON J.	2.379
7	22 FREY E.	2.489
8	33 STOLCERMANIS T.	2.748
9	7 SAMMALISTO L.	3.495
10	73 OLIVIERI E.	3.503
11	11 VIISOREANU L.	3.720
12	21 ISCHER E.	3.909
13	23 FRANCO R.	4.110
14	19 ANURAG K.	4.643
15	80 POWELL A.	4.994
16	6 YAMAKOSHI H.	5.764
17	50 GOWDA D.	6.892
18	88 HODENIUS L.	6.893
19	9 STACK E.	7.176
20	3 POPOV M.	7.279
21	15 ROBINSON E.	7.583
22	8 KOSTIC A.	8.139
23	57 NOBELS A.	8.803
24	36 JONSSON G.	8.847
25	2 SCHWARTZ H.	9.077
26	77 YE H. (P)	9.411
27	5 MARCHIANTE M.	9.599
28	4 BUSTAMANTE B.	5 Laps
RET	27 SLATER F.	13 Laps





ACI Racing Weekend Monza, 5-6 Ottobre 2024

Euro4 Championship - Best Sectors & Speed Race 3

RESULTS

			Laps
1	71 REHM Maxim	Tatuus F4-T421	14
2	16 LARINI Davide	Tatuus F4-T421	0.327
3	51 NAKAMURA-BERTA Kean	Tatuus F4-T421	0.921
4	12 PRADEL Gianmarco	Tatuus F4-T421	1.155
5	31 BOHRA Akshay	Tatuus F4-T421	2.183
6	45 BEETON Jack	Tatuus F4-T421	2.379
7	22 FREY Enea	Tatuus F4-T421	2.489
8	33 STOLCERMANIS Tomass	Tatuus F4-T421	2.748
9	7 SAMMALISTO Luka	Tatuus F4-T421	3.495
10	73 OLIVIERI Emanuele	Tatuus F4-T421	3.503
11	11 VIISOREANU Luca	Tatuus F4-T421	3.720
12	21 ISCHER Ethan	Tatuus F4-T421	3.909
13	23 FRANCO Reno	Tatuus F4-T421	4.110
14	19 ANURAG Kabir	Tatuus F4-T421	4.643
15	80 POWELL Alex	Tatuus F4-T421	4.994
16	6 YAMAKOSHI Hiya	Tatuus F4-T421	5.764
17	50 GOWDA Dion	Tatuus F4-T421	6.892
18	88 HODENIUS Lin	Tatuus F4-T421	6.893
19	9 STACK Everett	Tatuus F4-T421	7.176
20	3 POPOV Maksimilian	Tatuus F4-T421	7.279
21	15 ROBINSON Edward	Tatuus F4-T421	7.583
22	8 KOSTIC Andrija	Tatuus F4-T421	8.139
23	57 NOBELS Aurelia	Tatuus F4-T421	8.803
24	36 JONSSON Gustav	Tatuus F4-T421	8.847
25	2 SCHWARTZ Hudson	Tatuus F4-T421	9.077
26	77 YEH Enzo	Tatuus F4-T421	9.411
27	5 MARCHIANTE Mattia	Tatuus F4-T421	9.599
28	4 BUSTAMANTE Bianca	Tatuus F4-T421	5 Laps
RET	27 SLATER Freddie	Tatuus F4-T421	13 Laps

SPEED

1	15 ROBINSON Edward	Tatuus F4-T421	250,0
2	71 REHM Maxim	Tatuus F4-T421	249,4
3	12 PRADEL Gianmarco	Tatuus F4-T421	248,8
4	45 BEETON Jack	Tatuus F4-T421	248,8
5	57 NOBELS Aurelia	Tatuus F4-T421	248,8
6	9 STACK Everett	Tatuus F4-T421	248,3
7	77 YEH Enzo	Tatuus F4-T421	248,3
8	36 JONSSON Gustav	Tatuus F4-T421	247,7
9	88 HODENIUS Lin	Tatuus F4-T421	247,1
10	5 MARCHIANTE Mattia	Tatuus F4-T421	247,1
11	8 KOSTIC Andrija	Tatuus F4-T421	247,1
12	22 FREY Enea	Tatuus F4-T421	247,1
13	33 STOLCERMANIS Tomass	Tatuus F4-T421	247,1
14	50 GOWDA Dion	Tatuus F4-T421	247,1
15	73 OLIVIERI Emanuele	Tatuus F4-T421	247,1
16	4 BUSTAMANTE Bianca	Tatuus F4-T421	246,6
17	6 YAMAKOSHI Hiya	Tatuus F4-T421	246,6
18	11 VIISOREANU Luca	Tatuus F4-T421	246,6
19	19 ANURAG Kabir	Tatuus F4-T421	246,6
20	21 ISCHER Ethan	Tatuus F4-T421	246,6
21	3 POPOV Maksimilian	Tatuus F4-T421	246,6
22	7 SAMMALISTO Luka	Tatuus F4-T421	246,0
23	2 SCHWARTZ Hudson	Tatuus F4-T421	245,5
24	31 BOHRA Akshay	Tatuus F4-T421	245,5
25	80 POWELL Alex	Tatuus F4-T421	245,5
26	16 LARINI Davide	Tatuus F4-T421	244,9
27	23 FRANCO Reno	Tatuus F4-T421	244,9
28	51 NAKAMURA-BERTA Kean	Tatuus F4-T421	238,4
29	27 SLATER Freddie	Tatuus F4-T421	206,9

SEG. 1

1	4 BUSTAMANTE Bianca	11.017
2	71 REHM Maxim	11.023
3	73 OLIVIERI Emanuele	11.028
4	6 YAMAKOSHI Hiya	11.030
5	9 STACK Everett	11.047
6	22 FREY Enea	11.053
7	77 YEH Enzo	11.061
8	3 POPOV Maksimilian	11.062
9	23 FRANCO Reno	11.070
10	88 HODENIUS Lin	11.082
11	12 PRADEL Gianmarco	11.084
12	80 POWELL Alex	11.088
13	8 KOSTIC Andrija	11.090
14	19 ANURAG Kabir	11.091
15	36 JONSSON Gustav	11.103
16	50 GOWDA Dion	11.111
17	5 MARCHIANTE Mattia	11.115
18	33 STOLCERMANIS Tomass	11.115
19	7 SAMMALISTO Luka	11.118
20	31 BOHRA Akshay	11.120
21	57 NOBELS Aurelia	11.141
22	21 ISCHER Ethan	11.153
23	45 BEETON Jack	11.158
24	2 SCHWARTZ Hudson	11.160
25	15 ROBINSON Edward	11.168
26	16 LARINI Davide	11.246
27	11 VIISOREANU Luca	11.266
28	51 NAKAMURA-BERTA Ke	11.386

SEG. 2

1	80 POWELL Alex	24.528
2	7 SAMMALISTO Luka	24.855
3	73 OLIVIERI Emanuele	24.863
4	36 JONSSON Gustav	24.864
5	12 PRADEL Gianmarco	24.877
6	33 STOLCERMANIS Tomas	24.910
7	57 NOBELS Aurelia	24.921
8	31 BOHRA Akshay	24.961
9	19 ANURAG Kabir	24.970
10	50 GOWDA Dion	24.975
11	45 BEETON Jack	25.004
12	22 FREY Enea	25.028
13	9 STACK Everett	25.064
14	6 YAMAKOSHI Hiya	25.071
15	88 HODENIUS Lin	25.075
16	16 LARINI Davide	25.097
17	23 FRANCO Reno	25.098
18	21 ISCHER Ethan	25.116
19	11 VIISOREANU Luca	25.148
20	8 KOSTIC Andrija	25.151
21	71 REHM Maxim	25.163
22	51 NAKAMURA-BERTA Ke	25.191
23	2 SCHWARTZ Hudson	25.219
24	4 BUSTAMANTE Bianca	25.263
25	5 MARCHIANTE Mattia	25.275
26	77 YEH Enzo	25.309
27	15 ROBINSON Edward	25.349
28	3 POPOV Maksimilian	25.465
29	27 SLATER Freddie	27.543

SEG. 3

1	21 ISCHER Ethan	37.170
2	71 REHM Maxim	37.257
3	80 POWELL Alex	37.269
4	36 JONSSON Gustav	37.286
5	2 SCHWARTZ Hudson	37.358
6	33 STOLCERMANIS Tomas	37.363
7	12 PRADEL Gianmarco	37.368
8	22 FREY Enea	37.373
9	88 HODENIUS Lin	37.381
10	16 LARINI Davide	37.394
11	73 OLIVIERI Emanuele	37.407
12	19 ANURAG Kabir	37.414
13	45 BEETON Jack	37.420
14	51 NAKAMURA-BERTA Ke	37.422
15	31 BOHRA Akshay	37.481
16	57 NOBELS Aurelia	37.532
17	3 POPOV Maksimilian	37.536
18	7 SAMMALISTO Luka	37.556
19	77 YEH Enzo	37.571
20	23 FRANCO Reno	37.576
21	6 YAMAKOSHI Hiya	37.630
22	50 GOWDA Dion	37.678
23	15 ROBINSON Edward	37.720
24	9 STACK Everett	37.745
25	11 VIISOREANU Luca	37.792
26	8 KOSTIC Andrija	37.911
27	5 MARCHIANTE Mattia	37.982
28	4 BUSTAMANTE Bianca	37.998
29	27 SLATER Freddie	58.460

SEG. 4

1	6 YAMAKOSHI Hiya	37.833
2	12 PRADEL Gianmarco	37.863
3	80 POWELL Alex	37.895
4	7 SAMMALISTO Luka	37.949
5	33 STOLCERMANIS Tomas	37.955
6	31 BOHRA Akshay	38.019
7	36 JONSSON Gustav	38.032
8	73 OLIVIERI Emanuele	38.040
9	16 LARINI Davide	38.049
10	71 REHM Maxim	38.055
11	51 NAKAMURA-BERTA Ke	38.070
12	22 FREY Enea	38.071
13	45 BEETON Jack	38.074
14	19 ANURAG Kabir	38.109
15	11 VIISOREANU Luca	38.111
16	8 KOSTIC Andrija	38.113
17	77 YEH Enzo	38.124
18	23 FRANCO Reno	38.152
19	2 SCHWARTZ Hudson	38.167
20	9 STACK Everett	38.179
21	21 ISCHER Ethan	38.202
22	88 HODENIUS Lin	38.212
23	3 POPOV Maksimilian	38.229
24	15 ROBINSON Edward	38.239
25	57 NOBELS Aurelia	38.337
26	5 MARCHIANTE Mattia	38.380
27	50 GOWDA Dion	38.396
28	4 BUSTAMANTE Bianca	38.516





ACI Racing Weekend Monza, 5-6 Ottobre 2024

Euro4 Championship - Chronological Analysis Race 3

Autodromo Monza 5.793 m

Start at 16:04'07.344

1 / 4

Race Time 33'22.558

2 H. SCHWARTZ (1'52.351)							
Lap	Seg.1	Seg.2	Seg.3	Seg.4	Lap Time	km/h	Local Time
1		27.657	39.648	40.772	2'03.899	208,5	16:06'11.243
2	11.381	25.979	37.897	39.603	1'54.860	233,8	16:08'06.103
3	11.328	25.614	37.769	40.412	1'55.123	245,5	16:10'01.226
4	11.442	25.339	54.009	1'00.857	2'31.647	242,2	16:12'32.873
5	21.475	42.802	53.681	1'01.578	2'59.536	122,2	16:15'32.409
6	11.175	26.256	38.337	38.818	1'54.586	236,8	16:17'26.995
7	11.298	26.245	38.327	38.497	1'54.367	226,9	16:19'21.362
8	11.426	25.221	38.588	38.862	1'54.097	241,1	16:21'15.459
9	11.341	25.485	37.358	38.167	1'52.351	238,4	16:23'07.810
10	11.251	25.219	40.434	1'00.385	2'17.289	244,3	16:25'25.099
11	22.408	55.086	1'19.705	1'14.591	3'51.790	123,4	16:29'16.889
12	24.252	53.476	1'10.172	1'06.279	3'34.179	104,3	16:32'51.068
13	20.989	31.308	45.689	1'04.717	2'42.703	165,1	16:35'33.771
14	11.160	27.491	38.421	38.537	1'55.609	240,5	16:37'29.380
							Race Time 33'22.036

3 M. POPOV (1'52.616)							
Lap	Seg.1	Seg.2	Seg.3	Seg.4	Lap Time	km/h	Local Time
1		30.493	38.720	40.107	2'03.699	210,5	16:06'11.043
2	11.445	26.013	38.655	39.459	1'55.572	241,6	16:08'06.615
3	11.062	26.447	39.594	40.718	1'57.821	238,4	16:10'04.436
4	11.426	25.996	52.533	1'01.307	2'31.262	243,8	16:12'35.698
5	22.229	42.386	54.383	58.910	2'57.908	108,8	16:15'33.606
6	11.150	25.635	38.653	38.759	1'54.197	243,8	16:17'27.803
7	11.103	26.081	38.910	39.057	1'55.151	246,6	16:19'22.954
8	11.245	25.606	37.536	38.229	1'52.616	246,6	16:21'15.570
9	11.228	25.465	38.933	38.874	1'54.500	244,3	16:23'10.070
10	11.463	25.692	39.292	1'00.240	2'16.687	237,4	16:25'26.757
11	22.476	55.220	1'19.218	1'15.028	3'51.942	103,1	16:29'18.699
12	23.880	53.957	1'09.480	1'06.338	3'33.655	104,3	16:32'52.354
13	22.250	30.805	45.214	1'03.868	2'42.137	124,9	16:35'34.491
14	11.334	25.580	37.888	38.289	1'53.091	243,8	16:37'27.582
							Race Time 33'20.238

4 B. BUSTAMANTE (1'52.995)							
Lap	Seg.1	Seg.2	Seg.3	Seg.4	Lap Time	km/h	Local Time
1		26.926	39.193	39.457	2'00.872	214,3	16:06'08.216
2	11.080	26.445	38.039	38.842	1'54.406	243,8	16:08'02.622
3	11.464	26.839	38.083	1'48.508	3'04.894	241,1	16:11'07.516
4	12.209	25.851	38.241	39.000	1'55.301	228,3	16:13'02.817
5	11.671	28.741	54.480	57.416	2'32.308	233,8	16:15'35.125
6	11.182	25.995	38.176	38.682	1'54.035	244,9	16:17'29.160
7	11.080	25.618	38.897	39.102	1'54.697	238,9	16:19'23.857
8	11.017	25.389	38.491	38.667	1'53.564	246,6	16:21'17.421
9	11.218	25.263	37.998	38.516	1'52.995	246,6	16:23'10.416
							Race Time 19'03.072

5 M. MARCHIANTE (1'52.949)							
Lap	Seg.1	Seg.2	Seg.3	Seg.4	Lap Time	km/h	Local Time
1		25.655	38.220	40.300	2'12.349	210,9	16:06'19.693
2	11.637	25.858	39.360	39.604	1'56.459	238,4	16:08'16.152
3	11.569	25.880	38.340	40.327	1'56.116	238,4	16:10'12.268
4	11.752	26.121	46.859	1'00.391	2'25.123	235,3	16:12'37.391
5	23.003	41.911	54.700	57.781	2'57.395	86,2	16:15'34.786
6	11.368	26.069	38.889	38.455	1'54.781	242,7	16:17'29.567
7	11.117	25.713	38.803	39.876	1'55.509	244,3	16:19'25.076
8	11.230	25.275	37.982	38.462	1'52.949	246,6	16:21'18.025
9	11.117	25.550	38.203	38.425	1'53.295	247,1	16:23'11.320
10	11.115	26.576	40.943	58.807	2'17.441	241,1	16:25'28.761
11	22.899	55.363	1'18.846	1'15.348	3'52.456	100,6	16:29'21.217
12	24.191	53.295	1'09.911	1'05.182	3'32.579	108,0	16:32'53.796
13	22.563	30.812	45.591	1'02.698	2'41.664	135,7	16:35'35.460
14	11.341	26.183	38.538	38.380	1'54.442	232,8	16:37'29.902

6 H. YAMAKOSHI (1'51.858)							
Lap	Seg.1	Seg.2	Seg.3	Seg.4	Lap Time	km/h	Local Time
1		27.326	38.139	41.004	2'00.099	208,9	16:06'07.443
2	11.410	36.298	38.062	38.113	2'03.883	240,5	16:08'11.326
3	11.389	25.071	37.630	40.903	1'54.993	242,2	16:10'06.319
4	11.435	25.821	52.268	1'01.024	2'30.548	243,2	16:12'36.867
5	22.575	42.195	54.972	57.514	2'57.256	94,7	16:15'34.123
6	11.154	25.738	39.117	38.601	1'54.610	236,8	16:17'28.733
7	11.030	25.106	39.154	38.888	1'54.178	246,6	16:19'22.911
8	11.248	25.986	38.064	37.921	1'53.219	245,5	16:21'16.130
9	11.108	25.159	37.758	37.833	1'51.858	245,5	16:23'07.988
10	11.080	25.114	40.011	1'00.329	2'16.534	246,0	16:25'24.522
11	22.259	55.238	1'19.701	1'14.614	3'51.812	114,4	16:29'16.334
12	23.680	53.749	1'10.321	1'06.456	3'34.206	114,0	16:32'50.540
13	21.080	31.215	45.659	1'05.064	2'43.018	150,6	16:35'33.558
14	11.105	25.865	37.702	37.837	1'52.509	241,6	16:37'26.067
							Race Time 33'18.723

7 L. SAMMALISTO (1'52.249)							
Lap	Seg.1	Seg.2	Seg.3	Seg.4	Lap Time	km/h	Local Time
1		25.996	38.836	38.481	1'56.269	195,7	16:06'03.613
2	11.199	26.575	38.799	38.784	1'55.357	234,3	16:07'58.970
3	11.405	26.176	39.706	38.369	1'55.656	237,4	16:09'54.626
4	11.512	25.209	51.695	1'01.428	2'29.844	234,3	16:12'24.470
5	19.931	43.674	53.805	1'07.775	3'05.185	146,3	16:15'29.655
6	11.223	26.218	38.531	38.972	1'54.944	245,5	16:17'24.599
7	11.301	25.816	38.137	38.144	1'53.398	242,7	16:19'17.997
8	11.213	24.967	38.120	37.949	1'52.249	246,0	16:21'10.246
9	11.424	25.629	37.556	38.536	1'53.145	242,2	16:23'03.391
10	11.118	24.855	38.600	1'01.066	2'15.639	245,5	16:25'19.030
11	20.413	55.085	1'20.587	1'14.364	3'50.449	118,6	16:29'09.479
12	23.634	53.455	1'10.261	1'08.169	3'35.519	100,7	16:32'44.998
13	17.788	31.178	47.575	1'08.778	2'45.319	147,3	16:35'30.317
14	11.227	25.476	38.219	38.559	1'53.481	246,0	16:37'23.798
							Race Time 33'16.454

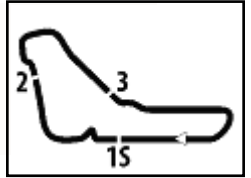
8 A. KOSTIC (1'52.857)							
Lap	Seg.1	Seg.2	Seg.3	Seg.4	Lap Time	km/h	Local Time
1		27.207	39.537	38.538	2'00.955	212,6	16:06'08.299
2	11.090	26.566	39.463	38.565	1'55.684	247,1	16:08'03.983
3	11.248	25.695	38.778	38.995	1'54.716	240,5	16:09'58.699
4	11.358	25.151	52.653	1'00.795	2'29.957	244,3	16:12'28.656
5	21.583	42.638	54.378	1'04.062	3'02.661	119,9	16:15'31.317
6	11.190	26.360	39.129	38.872	1'55.551	245,5	16:17'26.868
7	11.390	26.075	39.467	38.630	1'55.562	228,8	16:19'22.430
8	11.409	25.265	38.066	38.545	1'53.285	243,2	16:21'15.715
9	11.208	25.461	39.343	38.702	1'54.714	240,0	16:23'10.429
10	11.268	33.265	42.025	53.017	2'19.575	242,2	16:25'30.004
11	23.243	55.388	1'18.064	1'15.322	3'52.017	94,5	16:29'22.021
12	24.777	52.821	1'11.015	1'04.101	3'32.714	100,0	16:32'54.735
13	23.249	30.798	45.440	1'01.363	2'40.850	123,0	16:35'35.585
14	11.096	25.737	37.911	38.113	1'52.857	245,5	16:37'28.442
							Race Time 33'21.098

9 E. STACK (1'52.836)							
Lap	Seg.1	Seg.2	Seg.3	Seg.4	Lap Time	km/h	Local Time
1		25.675	37.981	39.848	2'08.256	210,5	16:06'15.600
2	11.239	25.438	39.042	38.630	1'54.349	242,2	16:08'09.949
3	11.223	25.512	38.755	40.219	1'55.709	247,1	16:10'05.658
4	11.556	25.535	52.471	1'01.109	2'30.671	239,5	16:12'36.329
5	22.395	42.281	54.654	58.258	2'57.588	105,5	16:15'33.917
6	11.184	25.480	39.232	38.809	1'54.705	244,3	16:17'28.622
7	11.294	25.715	39.068	39.838	1'55.915	236,3	16:19'24.537
8	11.149	25.064	38.661	38.179	1'53.053	248,3	16:21'17.590

06/10/2024

P = Pits In/Out - C = Lap Time Cancelled





ACI Racing Weekend Monza, 5-6 Ottobre 2024

Euro4 Championship - Chronological Analysis Race 3

Autodromo Monza 5.793 m

Start at 16:04'07.344

2 / 4

9	11.186	25.436	38.086	38.914	1'53.622	231,3	16:23'11.212	4	11.388	25.230	53.149	1'01.013	2'30.780	239,5	16:12'20.058
10	11.250	25.901	39.434	59.793	2'16.378	246,0	16:25'27.590	5	19.100	44.070	53.402	1'10.691	3'07.263	145,7	16:15'27.321
11	22.394	55.192	1'19.337	1'14.868	3'51.791	111,6	16:29'19.381	6	11.820	25.565	38.136	38.186	1'53.707	230,8	16:17'21.028
12	24.001	53.845	1'09.373	1'06.426	3'33.645	104,9	16:32'53.026	7	11.530	25.097	37.394	38.246	1'52.267	238,9	16:19'13.295
13	22.023	31.071	45.115	1'03.408	2'41.617	120,0	16:35'34.643	8	11.401	25.182	37.505	38.358	1'52.446	237,4	16:21'05.741
14	11.047	25.216	37.745	38.828	1'52.836	248,3	16:37'27.479	9	11.712	25.443	38.048	38.049	1'53.252	232,8	16:22'58.993
Race Time 33'20.135								10	11.246	25.272	38.495	1'00.817	2'15.830	244,9	16:25'14.823

11 L. VIISOREANU (1'52.809)

Lap	Seg.1	Seg.2	Seg.3	Seg.4	Lap Time	km/h	Local Time
1		26.014	38.652	38.526	1'56.022	199,6	16:06'03.366
2	11.271	25.770	38.377	39.139	1'54.557	244,9	16:07'57.923
3	11.316	25.354	37.792	38.525	1'52.987	242,2	16:09'50.910
4	11.626	25.375	51.962	1'01.094	2'30.057	236,8	16:12'20.967
5	19.578	43.833	53.213	1'10.397	3'07.021	146,7	16:15'27.988
6	11.409	25.459	38.264	38.341	1'53.473	240,0	16:17'21.461
7	11.403	25.763	38.026	38.111	1'53.303	238,4	16:19'14.764
8	11.330	25.731	37.912	40.540	1'55.513	246,6	16:21'10.277
9	11.365	25.330	37.803	38.311	1'52.809	242,7	16:23'03.086
10	11.295	25.148	38.931	1'01.008	2'16.382	246,0	16:25'19.468
11	20.801	54.908	1'20.610	1'14.513	3'50.832	118,0	16:29'10.300
12	23.520	53.753	1'09.996	1'08.167	3'35.436	98,5	16:32'45.736
13	17.941	31.077	47.798	1'08.110	2'44.926	133,0	16:35'30.662
14	11.266	25.298	38.230	38.567	1'53.361	244,3	16:37'24.023
Race Time 33'16.679							

12 G. PRADEL (1'51.935)

Lap	Seg.1	Seg.2	Seg.3	Seg.4	Lap Time	km/h	Local Time
1		27.304	38.657	39.002	1'58.730	206,1	16:06'06.074
2	11.431	25.313	37.683	38.441	1'52.868	243,2	16:07'58.942
3	11.294	26.141	40.401	37.863	1'55.699	236,3	16:09'54.641
4	11.396	24.917	51.522	1'01.315	2'29.150	241,1	16:12'23.791
5	19.885	43.867	53.746	1'08.005	3'05.503	144,0	16:15'29.294
6	11.084	26.259	38.274	38.177	1'53.794	241,6	16:17'23.088
7	11.153	25.272	37.571	37.939	1'51.935	248,8	16:19'15.023
8	11.166	25.616	38.004	38.224	1'53.010	246,6	16:21'08.033
9	11.441	24.954	37.368	38.213	1'51.976	238,4	16:23'00.009
10	11.397	24.877	37.949	1'01.061	2'15.284	240,0	16:25'15.293
11	19.853	54.839	1'20.360	1'15.114	3'50.166	132,0	16:29'05.459
12	23.173	52.584	1'11.488	1'07.348	3'34.593	99,3	16:32'40.052
13	16.597	32.175	46.816	1'12.629	2'48.217	153,4	16:35'28.269
14	11.288	25.721	38.268	37.912	1'53.189	241,1	16:37'21.458
Race Time 33'14.114							

15 E. ROBINSON (1'52.797)

Lap	Seg.1	Seg.2	Seg.3	Seg.4	Lap Time	km/h	Local Time
1		27.546	39.033	39.649	2'00.230	207,7	16:06'07.574
2	11.358	26.892	40.817	39.852	1'58.919	240,5	16:08'06.493
3	11.168	26.537	39.141	40.135	1'56.981	244,3	16:10'03.474
4	11.484	25.439	52.983	1'00.814	2'30.720	242,2	16:12'34.194
5	21.755	42.828	54.083	1'00.413	2'59.079	99,3	16:15'33.273
6	11.208	26.010	39.052	39.004	1'55.274	250,0	16:17'28.547
7	11.266	25.689	38.904	39.277	1'55.136	243,2	16:19'23.683
8	11.173	25.349	38.586	38.710	1'53.818	246,6	16:21'17.501
9	11.208	25.401	38.136	38.895	1'53.640	244,9	16:23'11.141
10	11.187	26.317	40.960	58.710	2'17.174	241,6	16:25'28.315
11	22.517	55.110	1'19.584	1'15.418	3'52.629	91,6	16:29'20.944
12	23.617	53.411	1'09.699	1'05.799	3'32.526	114,7	16:32'53.470
13	21.951	31.011	45.332	1'03.325	2'41.619	126,8	16:35'35.089
14	11.203	25.635	37.720	38.239	1'52.797	246,6	16:37'27.882
Race Time 33'20.546							

16 D. LARINI (1'52.267)

Lap	Seg.1	Seg.2	Seg.3	Seg.4	Lap Time	km/h	Local Time
1		26.121	38.654	38.416	1'55.670	196,4	16:06'03.014
2	11.312	25.189	37.598	39.041	1'53.140	238,4	16:07'56.154
3	11.747	25.476	37.539	38.362	1'53.124	233,8	16:09'49.278

06/10/2024 P = Pits In/Out - C = Lap Time Cancelled

19 K. ANURAG (1'52.173)

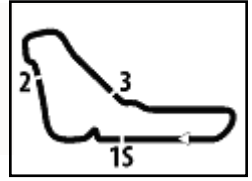
Lap	Seg.1	Seg.2	Seg.3	Seg.4	Lap Time	km/h	Local Time
1		28.410	38.830	40.551	2'03.905	219,5	16:06'11.249
2	11.305	25.924	38.013	39.099	1'54.341	241,6	16:08'05.590
3	11.170	25.225	38.528	40.121	1'55.044	246,6	16:10'00.634
4	11.329	25.434	53.189	1'01.016	2'30.968	240,5	16:12'31.602
5	22.046	41.934	54.672	1'01.891	3'00.543	130,0	16:15'32.145
6	11.162	26.194	38.659	38.703	1'54.718	240,0	16:17'26.863
7	11.305	25.542	37.679	38.232	1'52.758	234,8	16:19'19.621
8	11.351	24.970	37.559	38.293	1'52.173	241,1	16:21'11.794
9	11.091	25.473	38.269	38.365	1'53.198	244,3	16:23'04.992
10	11.464	25.290	39.193	1'00.779	2'16.726	240,0	16:25'21.718
11	21.898	54.702	1'20.319	1'14.414	3'51.333	119,3	16:29'13.051
12	23.476	54.195	1'09.816	1'07.782	3'35.269	103,1	16:32'48.320
13	20.146	31.450	45.891	1'06.880	2'44.367	151,5	16:35'32.687
14	11.347	25.389	37.414	38.109	1'52.259	236,8	16:37'24.946
Race Time 33'17.602							

21 E. ISCHER (1'52.269)

Lap	Seg.1	Seg.2	Seg.3	Seg.4	Lap Time	km/h	Local Time
1		32.532	38.026	39.947	2'03.800	204,2	16:06'11.144
2	11.282	25.240	38.749	39.074	1'54.345	245,5	16:08'05.489
3	11.179	25.116	38.704	39.919	1'54.918	245,5	16:10'00.407
4	11.428	25.318	52.365	1'00.872	2'29.983	242,2	16:12'30.390
5	21.517	42.822	54.495	1'02.659	3'01.493	122,6	16:15'31.883
6	11.153	25.984	38.818	38.706	1'54.661	246,6	16:17'26.544
7	11.461	25.153	37.638	38.202	1'52.454	241,6	16:19'18.998
8	11.221	25.231	37.170	38.647	1'52.269	243,2	16:21'11.267
9	11.274	25.337	37.431	38.498	1'52.540	242,2	16:23'03.807
10	11.253	25.126	38.856	1'00.916	2'16.151	241,1	16:25'19.958
11	20.889	54.897	1'20.682	1'14.454	3'50.922	120,1	16:29'10.880
12	23.777	53.477	1'10.077	1'08.432	3'35.763	99,9	16:32'46.643
13	18.687	30.342	47.590	1'07.889	2'44.508	144,4	16:35'31.151
14	11.281	25.335	37.828	38.617	1'53.061	244,9	16:37'24.212
Race Time 33'16.868							

22 E. FREY (1'51.918)

Lap	Seg.1	Seg.2	Seg.3	Seg.4	Lap Time	km/h	Local Time
1		27.877	39.223	39.053	2'00.736	215,6	16:06'08.080
2	11.053	27.046	39.284	38.385	1'55.768	246,6	16:08'03.848
3	11.234	25.374	38.314	39.040	1'53.962	243,8	16:09'57.810
4	11.371	25.227	51.414	1'01.281	2'29.293	242,2	16:12'27.103
5	21.082	42.785	54.910	1'04.666	3'03.443	128,7	16:15'30.546
6	11.181	25.703	38.431	38.859	1'54.174	238,9	16:17'24.720
7	11.223	25.092	37.675	38.431	1'52.421	242,7	16:19'17.141
8	11.231	25.028	37.486	38.335	1'52.080	245,5	16:21'09.221
9	11.241	25.233	37.373	38.071	1'51.918	242,7	16:23'01.139
10	11.178	25.090	38.606	1'00.897	2'15.771	247,1	16:25'16.910
11	20.471	54.603	1'20.633	1'14.649	3'50.356	115,6	16:29'07.266
12	23.616	52.861	1'11.227	1			



ACI Racing Weekend Monza, 5-6 Ottobre 2024

Euro4 Championship - Chronological Analysis Race 3

Start at 16:04'07.344

Autodromo Monza 5.793 m

3 / 4

23 R. FRANCO (1'52.299)						
Lap	Seg.1	Seg.2	Seg.3	Seg.4	Lap Time	Local Time
1		27.993	39.582	39.148	2'02.186	16:06'09.530
2	11.221	25.458	40.162	38.477	1'55.318	16:08'04.848
3	11.129	25.115	38.935	39.515	1'54.694	16:09'59.542
4	11.472	25.098	52.689	1'00.469	2'29.728	16:12'29.270
5	21.670	42.939	54.429	1'03.196	3'02.234	16:15'31.504
6	11.124	26.098	38.535	39.166	1'54.923	16:17'26.427
7	11.554	25.108	37.657	38.152	1'52.471	16:19'18.898
8	11.355	25.237	37.576	38.527	1'52.695	16:21'11.593
9	11.070	25.333	37.675	38.221	1'52.299	244,9 16:23'03.892
10	11.229	25.253	38.985	1'01.061	2'16.528	16:25'20.420
11	21.948	54.346	1'20.820	1'14.154	3'51.268	16:29'11.688
12	23.621	53.895	1'09.621	1'08.431	3'35.568	16:32'47.256
13	18.846	31.168	46.778	1'07.702	2'44.494	16:35'31.750
14	11.358	25.199	37.581	38.525	1'52.663	16:37'24.413
Race Time 33'17.069						

27 F. SLATER						
Lap	Seg.1	Seg.2	Seg.3	Seg.4	Lap Time	Local Time
1		27.543	58.460	1'12.872	2'52.259P	206,9 16:06'59.603
Race Time 2'52.259						

31 A. BOHRA (1'51.779)						
Lap	Seg.1	Seg.2	Seg.3	Seg.4	Lap Time	Local Time
1		26.263	38.757	38.308	1'56.714	16:06'04.058
2	11.120	26.273	38.097	38.580	1'54.070	16:07'58.128
3	11.404	26.870	38.579	38.148	1'55.001	245,5 16:09'53.129
4	11.249	25.477	51.598	1'01.285	2'29.609	16:12'22.738
5	19.803	43.644	53.767	1'08.981	3'06.195	16:15'28.933
6	11.218	26.312	38.092	38.130	1'53.752	16:17'22.685
7	11.289	25.248	37.730	38.149	1'52.416	16:19'15.101
8	11.234	25.558	38.254	38.443	1'53.489	16:21'08.590
9	11.318	24.961	37.481	38.019	1'51.779	243,2 16:23'00.369
10	11.267	25.088	38.333	1'00.898	2'15.586	16:25'15.955
11	20.000	55.045	1'20.067	1'15.188	3'50.300	16:29'06.255
12	23.442	52.638	1'11.114	1'07.678	3'34.872	109,2 16:32'41.127
13	16.999	32.048	47.087	1'11.460	2'47.594	166,9 16:35'28.721
14	11.315	25.716	38.458	38.276	1'53.765	243,8 16:37'22.486
Race Time 33'15.142						

33 T. STOLCERMANIS (1'51.894)						
Lap	Seg.1	Seg.2	Seg.3	Seg.4	Lap Time	Local Time
1		27.257	39.065	39.458	2'01.048	16:06'08.392
2	11.182	26.319	38.333	38.525	1'54.359	16:08'02.751
3	11.203	25.274	37.890	38.055	1'52.422	243,2 16:09'55.173
4	11.198	25.266	52.017	1'01.233	2'29.714	247,1 16:12'24.887
5	20.589	43.154	54.469	1'06.826	3'05.038	126,8 16:15'29.925
6	11.115	25.751	38.198	38.550	1'53.614	241,1 16:17'23.539
7	11.187	25.183	38.201	38.132	1'52.703	247,1 16:19'16.242
8	11.304	24.966	37.711	39.795	1'53.766	244,9 16:21'10.008
9	11.446	25.104	37.363	37.981	1'51.894	244,3 16:23'01.902
10	11.340	24.910	38.178	1'01.679	2'16.107	244,3 16:25'18.009
11	20.178	54.941	1'20.415	1'14.453	3'49.987	126,3 16:29'07.996
12	23.842	53.663	1'10.090	1'07.995	3'35.590	97,9 16:32'43.586
13	17.730	31.207	47.378	1'09.603	2'45.918	163,6 16:35'29.504
14	11.160	25.300	39.132	37.955	1'53.547	246,6 16:37'23.051
Race Time 33'15.707						

36 G. JONSSON (1'51.991)						
Lap	Seg.1	Seg.2	Seg.3	Seg.4	Lap Time	Local Time
1		28.051	39.337	40.536	2'03.696	16:06'11.040
2	11.320	25.224	38.726	38.201	1'53.471	244,3 16:08'04.511
3	11.169	25.155	37.635	38.032	1'51.991	247,7 16:09'56.502
4	11.318	24.864	52.680	1'01.188	2'30.050	243,8 16:12'26.552
5	21.357	42.595	54.788	1'05.141	3'03.881	131,9 16:15'30.433

6	11.179	27.906	39.306	45.569	2'03.960P	241,6	16:17'34.393
7	46.107	25.625	37.541	38.410	2'27.683P	193,2	16:20'02.076
8	11.608	25.106	37.375	38.292	1'52.381	235,8	16:21'54.457
9	11.630	25.161	37.286	38.203	1'52.280	235,3	16:23'46.737
10	11.633	28.827	40.702	39.939	2'01.101	236,3	16:25'47.838
11	12.465	49.102	1'18.537	1'16.396	3'36.500	185,9	16:29'24.338
12	24.286	52.345	1'10.587	1'04.702	3'31.920	100,8	16:32'56.258
13	23.181	30.668	45.613	1'00.130	2'39.592	126,2	16:35'35.850
14	11.103	25.634	38.356	38.207	1'53.300	229,8	16:37'29.150
Race Time 33'21.806							

45 J. BEETON (1'52.040)							
Lap	Seg.1	Seg.2	Seg.3	Seg.4	Lap Time	Local Time	
1		27.375	38.126	38.837	1'57.843	202,6	16:06'05.187
2	11.325	25.034	38.464	38.839	1'53.662	244,3	16:07'58.849
3	11.281	25.862	38.219	38.250	1'53.612	242,7	16:09'52.461
4	11.186	25.752	51.283	1'01.397	2'29.618	244,3	16:12'22.079
5	19.772	43.628	53.503	1'09.659	3'06.562	134,3	16:15'28.641
6	11.265	25.690	37.851	38.122	1'52.928	241,6	16:17'21.569
7	11.414	26.882	38.589	38.156	1'55.041	236,3	16:19'16.610
8	11.161	25.331	37.420	38.400	1'52.312	248,8	16:21'08.922
9	11.161	25.168	37.637	38.074	1'52.040	247,1	16:23'00.962
10	11.396	25.004	38.185	1'00.689	2'15.274	243,8	16:25'16.236
11	20.476	54.831	1'20.201	1'14.948	3'50.456	119,3	16:29'06.692
12	23.426	52.835	1'11.304	1'07.373	3'34.938	106,9	16:32'41.630
13	16.941	32.121	47.102	1'11.091	2'47.255	164,1	16:35'28.885
14	11.158	25.693	38.725	38.221	1'53.797	245,5	16:37'22.682
Race Time 33'15.338							

50 D. GOWDA (1'53.225)							
Lap	Seg.1	Seg.2	Seg.3	Seg.4	Lap Time	Local Time	
1		35.985	38.472	39.541	2'08.062	213,4	16:06'15.406
2	11.469	25.378	38.896	38.433	1'54.176	243,2	16:08'09.582
3	11.486	25.552	37.678	39.599	1'54.315	237,4	16:10'03.897
4	11.383	25.337	53.158	1'00.963	2'30.841	244,3	16:12'34.738
5	21.987	42.609	54.332	59.857	2'58.785	102,0	16:15'33.523
6	11.153	25.465	38.820	38.758	1'54.196	235,8	16:17'27.719
7	11.190	25.877	39.373	38.844	1'55.284	247,1	16:19'23.003
8	11.287	25.832	37.959	38.396	1'53.474	232,3	16:21'16.477
9	11.246	24.975	38.516	38.900	1'53.637	245,5	16:23'10.114
10	11.452	25.563	38.326	1'00.179	2'15.520	242,7	16:25'25.634
11	22.697	54.990	1'19.536	1'14.642	3'51.865	106,8	16:29'17.499
12	24.177	53.462	1'10.141	1'06.423	3'34.203	104,4	16:32'51.702
13	21.511	30.718	45.761	1'04.278	2'42.268	147,5	16:35'33.970
14	11.111	25.542	37.859	38.713	1'53.225	245,5	16:37'27.195
Race Time 33'19.851							

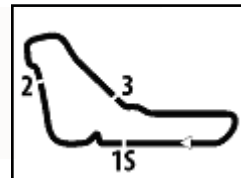
51 K. NAKAMURA-BERTA (1'52.191)							
Lap	Seg.1	Seg.2	Seg.3	Seg.4	Lap Time	Local Time	
1		26.158	38.090	38.901	1'55.515	196,4	16:06'02.859
2	11.537	25.892	37.637	38.484	1'53.550	236,3	16:07'56.409
3	11.420	25.239	37.694	38.244	1'52.597	237,4	16:09'49.006
4	11.798	25.379	53.293	1'01.049	2'31.519	229,8	16:12'20.525
5	19.260	43.994	53.317	1'10.401	3'06.972	146,9	16:15'27.497
6	11.496	25.359	37.630	38.277	1'52.762	236,8	16:17'20.259
7	11.734	25.405	37.422	38.266	1'52.827	233,3	16:19'13.086
8	11.738	25.345	37.564	38.262	1'52.909	232,3	16:21'05.995
9	11.386	25.263	37.472	38.070	1'52.191	238,4	16:22'58.186
10	11.716	25.191	38.237	1'00.734	2'15.878	233,8	16:25'14.064
11	19.062	55.145	1'20.226	1'15.317	3'49.750	159,3	16:29'03.814
12	22.906	52.861	1'11.098	1'07.677	3'34.542	106,5	16:32'38.356
13	16.028	31.999	47.207	1'13.906	2'49.140	155,6	16:35'27.496
14	11.769	25.976	37.666	38.317	1'53.728	234,3	16:37'21.224
Race Time 33'13.880							

57 A. NOBELS (1'52.112)						
Lap	Seg.1	Seg.2	Seg.3	Seg.4	Lap Time	Local Time

06/10/2024 P = Pits In/Out - C = Lap Time Cancelled

Powered by FICr PERUGIA TIMING





ACI Racing Weekend Monza, 5-6 Ottobre 2024

Euro4 Championship - Chronological Analysis Race 3

Autodromo Monza 5.793 m

Start at 16:04'07.344

4 / 4

Lap	Seg.1	Seg.2	Seg.3	Seg.4	Lap Time	km/h	Local Time
1	27.120	39.362	39.261	2'00.465	204,2	16:06'07.809	13 19.103 31.393 46.366 1'07.704 2'44.566 139,0 16:35'32.198
2	11.251	26.746	38.313	39.183	1'55.493	240,0	16:08'03.302 14 11.348 25.335 37.571 38.262 1'52.516 243,8 16:37'24.714
3	11.251	25.505	38.472	39.633	1'54.861	248,8	16:09'58.163 Race Time 33'17.370 + 5.000Pen
4	11.270	25.631	51.279	1'01.214	2'29.394	244,3	16:12'27.557
5	21.504	42.914	54.490	1'04.677	3'03.585	114,9	16:15'31.142
6	11.391	26.199	38.521	39.340	1'55.451	240,0	16:17'26.593
7	11.516	25.871	38.817	38.680	1'54.884	235,8	16:19'21.477
8	11.290	25.238	38.418	38.959	1'53.905	241,1	16:21'15.382
9	11.322	24.921	37.532	38.337	1'52.112	242,7	16:23'07.494
10	11.336	25.045	39.921	1'00.330	2'16.632	243,8	16:25'24.126
11	21.933	55.250	1'19.775	1'14.715	3'51.673	115,3	16:29'15.799
12	23.675	53.612	1'10.427	1'06.473	3'34.187	119,5	16:32'49.986
13	20.965	31.132	45.600	1'05.551	2'43.248	148,4	16:35'33.234
14	11.141	28.055	37.917	38.759	1'55.872	248,3	16:37'29.106
Race Time 33'21.762							

71 M. REHM (1'51.961)

Lap	Seg.1	Seg.2	Seg.3	Seg.4	Lap Time	km/h	Local Time
1		27.425	38.828	38.729	1'58.722	205,7	16:06'06.066
2	11.448	25.163	37.693	38.436	1'52.740	242,2	16:07'58.806
3	11.193	26.077	38.394	38.117	1'53.781	249,4	16:09'52.587
4	11.181	25.993	52.166	1'01.231	2'30.571	241,6	16:12'23.158
5	20.130	43.538	53.940	1'08.317	3'05.925	152,8	16:15'29.083
6	11.023	25.560	38.153	38.146	1'52.882	248,3	16:17'21.965
7	11.211	25.513	37.485	38.055	1'52.264	246,6	16:19'14.229
8	11.358	25.258	37.257	38.088	1'51.961	242,2	16:21'06.190
9	11.174	25.239	37.975	38.075	1'52.463	245,5	16:22'58.653
10	11.330	25.335	38.298	1'00.890	2'15.853	240,5	16:25'14.506
11	19.660	54.860	1'20.144	1'15.386	3'50.550	138,8	16:29'04.556
12	23.159	52.579	1'11.321	1'07.584	3'34.643	99,5	16:32'39.199
13	16.049	32.150	47.358	1'12.948	2'48.505	144,6	16:35'27.704
14	11.379	25.330	37.527	38.363	1'52.599	240,5	16:37'20.303
Race Time 33'12.959							

73 E. OLIVIERI (1'51.903)

Lap	Seg.1	Seg.2	Seg.3	Seg.4	Lap Time	km/h	Local Time
1		26.834	38.870	39.620	2'00.219	211,8	16:06'07.563
2	11.383	25.380	37.496	38.085	1'52.344	243,8	16:07'59.907
3	11.274	25.602	40.047	38.488	1'55.411	244,9	16:09'55.318
4	11.213	25.660	52.474	1'01.123	2'30.470	242,7	16:12'25.788
5	20.694	42.888	54.765	1'06.151	3'04.498	131,5	16:15'30.286
6	11.337	25.744	38.293	39.240	1'54.614	240,5	16:17'24.900
7	11.148	25.731	37.545	38.128	1'52.552	238,4	16:19'17.452
8	11.028	25.225	37.546	38.104	1'51.903	240,5	16:21'09.355
9	11.097	26.557	37.407	38.040	1'53.101	244,9	16:23'02.456
10	11.354	24.863	38.280	1'01.559	2'16.056	244,3	16:25'18.512
11	20.515	54.899	1'20.580	1'14.552	3'50.546	115,3	16:29'09.058
12	23.443	53.544	1'10.216	1'08.158	3'35.361	102,7	16:32'44.419
13	17.871	31.184	47.660	1'08.897	2'45.612	147,5	16:35'30.031
14	11.300	25.093	38.707	38.675	1'53.775	247,1	16:37'23.806
Race Time 33'16.462							

77 E. YEH (1'52.516)

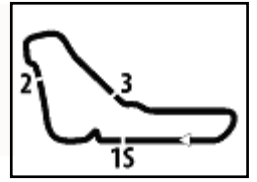
Lap	Seg.1	Seg.2	Seg.3	Seg.4	Lap Time	km/h	Local Time
1		26.155	38.983	38.177	1'56.425	198,9	16:06'03.769
2	11.086	25.930	38.196	39.063	1'54.275	238,4	16:07'58.044
3	11.398	26.480	37.944	38.286	1'54.108	244,3	16:09'52.152
4	11.556	25.589	50.973	1'01.152	2'29.270	238,4	16:12'21.422
5	19.638	43.780	53.370	1'10.289	3'07.077	150,2	16:15'28.499
6	11.440	26.596	38.374	38.911	1'55.321	241,1	16:17'23.820
7	11.260	25.309	38.250	38.685	1'53.504	243,2	16:19'17.324
8	11.061	25.336	38.857	38.789	1'54.043	248,3	16:21'11.367
9	11.209	25.607	37.853	38.124	1'52.793	244,9	16:23'04.160
10	11.193	25.452	39.370	1'00.565	2'16.580	246,6	16:25'20.740
11	21.953	54.533	1'20.762	1'14.066	3'51.314	116,8	16:29'12.054
12	23.899	53.762	1'09.715	1'08.202	3'35.578	99,0	16:32'47.632

06/10/2024

P = Pits In/Out - C = Lap Time Cancelled

Powered by FICr PERUGIA TIMING





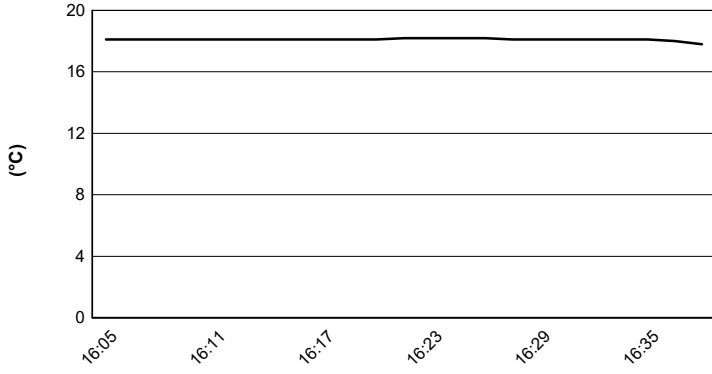
Autodromo Monza 5.793 m

ACI Racing Weekend Monza, 5-6 Ottobre 2024

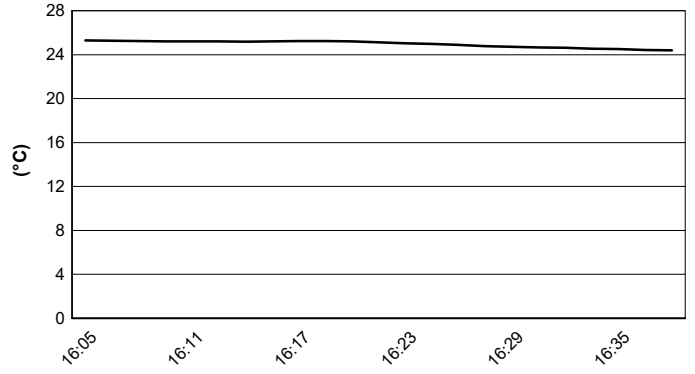
Euro4 Championship - Weather Report Race 3

Session started 16:04 - Session ended 16:38

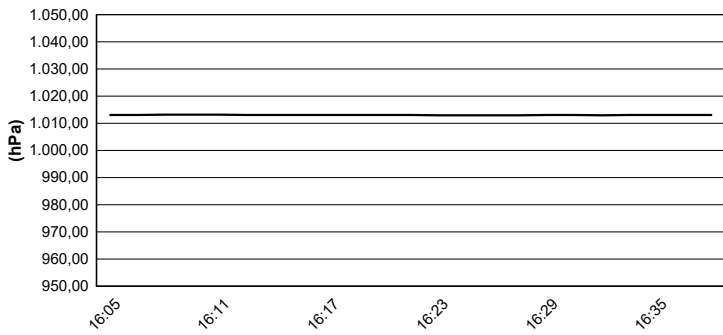
Air Temperature



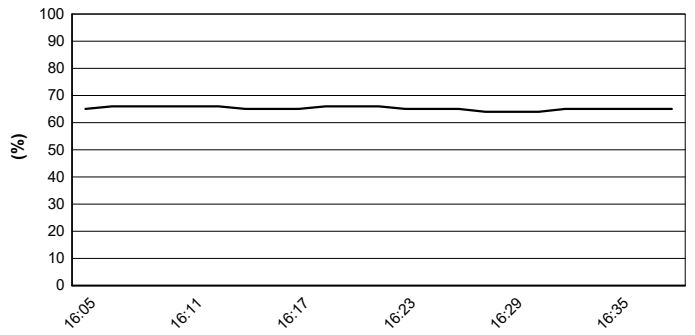
Track Temperature



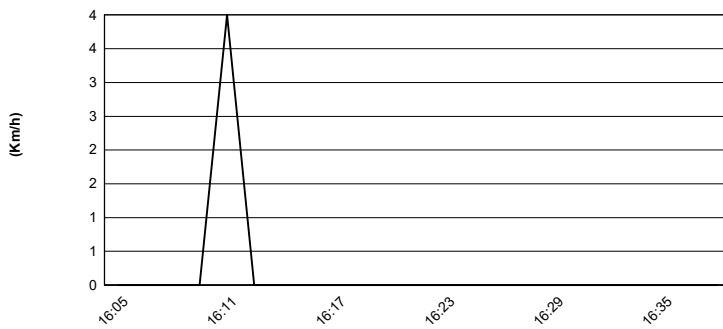
Air Pressure



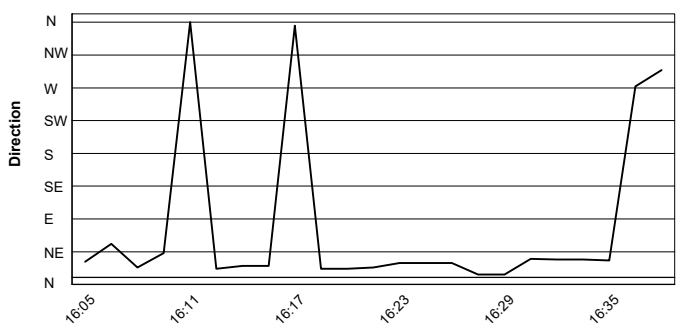
Humidity



Wind Speed

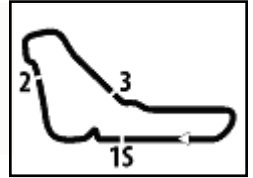


Wind Direction



06/10/2024




ACI Racing Weekend Monza, 5-6 Ottobre 2024
Euro4 Championship - Starting Grid - Race 3 (Duration: 30' +1 Lap)

36	JONSSON G. Van Amersfoort Racing	Tatuus 1'54.811	19	ANURAG K. US Racing	Tatuus 1'54.814	15
8	KOSTIC A. Van Amersfoort Racing	Tatuus 1'54.758	5	MARCHIANTE M. AKM Motorsport	Tatuus 1'54.788	14
88	HODENIUS L. Van Amersfoort Racing	Tatuus 1'53.920	9	STACK E. PHM AIX Racing	Tatuus 1'54.015	13
23	FRANCOT R. Jenzer Motorsport	Tatuus 1'53.899	33	STOLCERMANIS T. Prema Racing	Tatuus 1'53.904	12
4	BUSTAMANTE B. ART Grand Prix	Tatuus 1'53.769	2	SCHWARTZ H. Van Amersfoort Racing	Tatuus 1'53.852	11
22	FREY E. Jenzer Motorsport	Tatuus 1'53.571	73	OLIVIERI E. AKM Motorsport	Tatuus 1'53.736	10
57	NOBELS A. ART Grand Prix	Tatuus 1'53.479	3	POPOV M. PHM AIX Racing	Tatuus 1'53.489	9
6	YAMAKOSHI H. Van Amersfoort Racing	Tatuus 1'53.294	50	GOWDA D. Prema Racing	Tatuus 1'53.441	8
71	REHM M. US Racing	Tatuus 1'53.095	15	ROBINSON E. US Racing	Tatuus 1'53.184	7
45	BEETON J. US Racing	Tatuus 1'52.951	12	PRADEL G. US Racing	Tatuus 1'53.004	6
21	ISCHER E. Jenzer Motorsport	Tatuus 1'52.782	27	SLATER F. Prema Racing	Tatuus 1'52.846	5
77	YEH E. R-ACE GP	Tatuus 1'52.506	31	BOHRA A. US Racing	Tatuus 1'52.597	4
7	SAMMALISTO L. R-ACE GP	Tatuus 1'52.320	11	VIISOREANU L. Real Racing	Tatuus 1'52.458	3
80	POWELL A. Prema Racing	Tatuus 1'52.006	16	LARINI D. PHM AIX Racing	Tatuus 1'52.142	2
			51	NAKAMURA-BERTA K. Prema Racing	Tatuus 1'51.994	1

