



ACI Racing Weekend Pergusa, 8-9 Giugno 2024

TCR Italy - Classifica definitiva Race 1

Laps 16 = 79,200 km - Avg 152,050 km/h - Race Time 31'15.170

Pergusa 4.950 m

No.	Driver	Nat	Entrant	Team	Car	Class	Laps	Time	Gap	Rel.	Fastest Lap
1	8 BALDAN Nicola	ITA	Aikoa Racing	Aikoa Racing	Audi RS3 LMS	MA	16	31'15.170		5	1'40.049
2	17 TAYLOR Nicolas	CAN	Best Lap	PMA Motorsport	Audi RS3 LMS	UU	16	31'16.240	1.070	1.070	3 1'40.302
3	27 VOLT Ruben	EST	ALM Motorsport	ALM Motorsport	Honda Civic FL5	UU	16	31'17.948	2.778	1.708	7 1'40.885
4P	4 TAVANO Salvatore	ITA	Tavano Salvatore	Girasole	Cupra Leon VZ		16	31'19.019	3.849	1.071	8 1'40.134
5P	44 IMBERTI Michele	ITA	Kombat Motorsport	Kombat Motorsport	Hyundai Elantra N		16	31'20.657	5.487	1.638	3 1'40.098
6	9 POLONI Matteo	ITA	Poloni Matteo	Gear Works	Audi RS3 LMS		16	31'22.592	7.422	1.935	8 1'40.698
7P	97 PARK Junesung	KOR	Solite Indigo Racing	Solite Indigo Racing	Hyundai Elantra N		16	31'23.336	8.166	0.744	5 1'39.562
8	87 PARK Junui	KOR	Solite Indigo Racing	Solite Indigo Racing	Hyundai Elantra N	UU	16	31'24.297	9.127	0.961	8 1'40.760
9	7 KIM Hwarang	KOR	Target	Target	Hyundai Elantra N	UU	16	31'24.529	9.359	0.232	9 1'40.046
10	64 LOSONCZY Levente	HUN	ALM Motorsport	ALM Motorsport	Honda Civic FL5	UU	16	31'25.419	10.249	0.890	9 1'40.940
11	38 BARBERI Filippo	ITA	Aikoa Racing	Aikoa Racing	Audi RS3 LMS	UU	16	31'25.840	10.670	0.421	4 1'41.274
12	82 CIMENES Jacopo	ITA	MM Motorsport	MM Motorsport	Honda Civic FL5	UU	16	31'26.856	11.686	1.016	6 1'41.261
13	81 REDUZZI Damiano	ITA	Reduzzi Damiano	Trico WRT	Hyundai Elantra N	MA	16	31'26.967	11.797	0.111	16 1'41.072
14	12 COVINI Gabriele	ITA	BRC Racing Team	BRC Racing Team	Hyundai Elantra N	UU	16	31'29.636	14.466	2.669	5 1'41.251
15	90 BABUIN Denis	ITA	Babuini Denis	Planet Motorsport	Audi RS3 LMS	MA	16	31'35.889	20.719	6.253	8 1'41.373
16	10 PAOLINO Federico	ITA	Target	Target	Hyundai Elantra N		16	31'36.297	21.127	0.408	6 1'42.818
17	53 CAPPELLO Edoardo	ITA	MM Motorsport	MM Motorsport	Honda Civic FK7	MA	16	31'41.096	25.926	4.799	15 1'44.240
18	3 GURRIERI Raffaele	ITA	Gurrieri Raffaele	Girasole	Cupra Leon VZ	MA	16	31'55.077	39.907	13.981	9 1'43.904
19	69 FOSSATI Tommaso	ITA	Fossati Tommaso	FOX Racing Team	Audi RS3 LMS	UU	15	29'50.054	1 Lap	1 Lap	5 1'41.723
20	72 PELATTI Sandro	ITA	Pelatti Sandro	PMA Motorsport	Audi RS3 LMS	MA	15	31'43.105	1 Lap	1'53.051	6 1'43.023
21	91 MARTINEZ Luciano	ARG	Martinez Luciano	Pinetti Motorsport	Audi RS3 LMS	UU	14	28'35.599	2 Laps	1 Lap	9 1'43.752
22	11 ROCCA Paolo	ITA	ALM Motorsport	ALM Motorsport	Honda Civic FL5	UU	14	31'24.845	2 Laps	2'49.246	3 1'41.097
23	76 LEY Alex	GBR	Target	Target	Hyundai Elantra N	UU	12	24'31.520	4 Laps	2 Laps	8 1'40.515
----- Not Classified -----											
RET	5 BARBERINI Cosimo	ITA	Barberini Cosimo	NOS	Cupra Leon Competition		3	5'33.695	13 Laps		3 1'42.524
RET	67 PELLEGRINI Marco	ITA	Pellegrini Marco	Pinetti Motorsport	Audi RS3 LMS	MA	2	5'09.976	14 Laps		

Starting: 25 Classified: 23 Not Classified: 0 Retired: 2 Not Started: 0
 Fastest Lap N. 5 No. 97 Junesung Park Time 1'39.562 Avg. 178,984 Km/h

Humidity:	30%	Air	29°C
Condition:	DRY	Track	34°C

Penalty and Infringment

11.57	44 M. IMBERTI	Time Penalty 5 sec - Stewards dec. n. 4
11.57	4 S. TAVANO	Time Penalty 5 sec - Stewards dec. n. 3
12.52	97 J. PARK	Time Penalty 5 sec - Stewards dec. n.5

Stewards : Ronny Guarini Graziella Arberi Rino Mastronardi

Start End
 09/06/2024 09:14 09:46

Powered by FICr PERUGIA TIMING





ACI Racing Weekend Pergusa, 8-9 Giugno 2024

TCR Italy - Classifica Master Race 1

Laps 16 = 79,200 km - Avg 152,050 km/h - Race Time 31'15.170

Pergusa 4.950 m

No.	Driver	Nat	Entrant	Team	Car	Class	Laps	Time	Gap	Rel.	Fastest Lap
1	8 BALDAN Nicola	ITA	Aikoa Racing	Aikoa Racing	Audi RS3 LMS	MA	16	31'15.170		5	1'40.049
2	81 REDUZZI Damiano	ITA	Reduzzi Damiano	Trico WRT	Hyundai Elantra N	MA	16	31'26.967	11.797	11.797	16 1'41.072
3	90 BABUIN Denis	ITA	Babuin Denis	Planet Motorsport	Audi RS3 LMS	MA	16	31'35.889	20.719	8.922	8 1'41.373
4	53 CAPPELLO Edoardo	ITA	MM Motorsport	MM Motorsport	Honda Civic FK7	MA	16	31'41.096	25.926	5.207	15 1'44.240
5	3 GURRIERI Raffaele	ITA	Gurrieri Raffaele	Girasole	Cupra Leon VZ	MA	16	31'55.077	39.907	13.981	9 1'43.904
6	72 PELATTI Sandro	ITA	Pelatti Sandro	PMA Motorsport	Audi RS3 LMS	MA	15	31'43.105	1 Lap	1 Lap	6 1'43.023
----- Not Classified -----											
RET	67 PELLEGRINI Marco	ITA	Pellegrini Marco	Pinetti Motorsport	Audi RS3 LMS	MA	2	5'09.976	14 Laps		

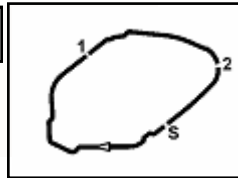
Starting: 7 Classified: 6 Not Classified: 0 Retired: 1 Not Started: 0
 Fastest Lap N. 5 No. 8 Nicola Baldan Time 1'40.049 Avg. 178,113 Km/h

Humidity:	30%	Air	29°C
Condition:	DRY	Track	34°C

Clerk of the Course : Graziano Basile

Race Director : Gianluca Marotta

09/06/2024 Start 09:14 End 09:46



Pergusa 4.950 m

ACI Racing Weekend Pergusa, 8-9 Giugno 2024

TCR Italy - Classifica Rookie Race 1

Laps 16 = 79,200 km - Avg 151,964 km/h - Race Time 31'16.240

No.	Driver	Nat	Entrant	Team	Car	Class	Laps	Time	Gap	Rel.	Fastest Lap
1	17 TAYLOR Nicolas	CAN	Best Lap	PMA Motorsport	Audi RS3 LMS	UU	16	31'16.240		3	1'40.302
2	82 CIMENES Jacopo	ITA	MM Motorsport	MM Motorsport	Honda Civic FL5	UU	16	31'26.856	10.616	10.616	6 1'41.261
3	12 COVINI Gabriele	ITA	BRC Racing Team	BRC Racing Team	Hyundai Elantra N	UU	16	31'29.636	13.396	2.780	5 1'41.251
4	69 FOSSATI Tommaso	ITA	Fossati Tommaso	FOX Racing Team	Audi RS3 LMS	UU	15	29'50.054	1 Lap	1 Lap	5 1'41.723
5	91 MARTINEZ Luciano	ARG	Martinez Luciano	Pinetti Motorsport	Audi RS3 LMS	UU	14	28'35.599	2 Laps	1 Lap	9 1'43.752

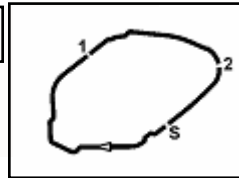
Starting: 5 Classified: 5 Not Classified: 0 Retired: 0 Not Started: 0
 Fastest Lap N. 3 No. 17 Nicolas Taylor Time 1'40.302 Avg. 177,663 Km/h

Humidity:	30%	Air	29°C
Condition:	DRY	Track	34°C

Clerk of the Course : Graziano Basile

Race Director : Gianluca Marotta

09/06/2024	Start 09:14	End 09:46
------------	----------------	--------------



ACI Racing Weekend Pergusa, 8-9 Giugno 2024

TCR Italy - Classifica Under Race 1

Laps 16 = 79,200 km - Avg 151,964 km/h - Race Time 31'16.240

Pergusa 4.950 m

No.	Driver	Nat	Entrant	Team	Car	Class	Laps	Time	Gap	Rel.	Fastest Lap
1	17 TAYLOR Nicolas	CAN	Best Lap	PMA Motorsport	Audi RS3 LMS	UU	16	31'16.240			3 1'40.302
2	27 VOLT Ruben	EST	ALM Motorsport	ALM Motorsport	Honda Civic FL5	UU	16	31'17.948	1.708	1.708	7 1'40.885
3	87 PARK Junui	KOR	Solite Indigo Racing	Solite Indigo Racing	Hyundai Elantra N	UU	16	31'24.297	8.057	6.349	8 1'40.760
4	7 KIM Hwarang	KOR	Target	Target	Hyundai Elantra N	UU	16	31'24.529	8.289	0.232	9 1'40.046
5	64 LOSONCZY Levente	HUN	ALM Motorsport	ALM Motorsport	Honda Civic FL5	UU	16	31'25.419	9.179	0.890	9 1'40.940
6	38 BARBERI Filippo	ITA	Aikoa Racing	Aikoa Racing	Audi RS3 LMS	UU	16	31'25.840	9.600	0.421	4 1'41.274
7	82 CIMENES Jacopo	ITA	MM Motorsport	MM Motorsport	Honda Civic FL5	UU	16	31'26.856	10.616	1.016	6 1'41.261
8	12 COVINI Gabriele	ITA	BRC Racing Team	BRC Racing Team	Hyundai Elantra N	UU	16	31'29.636	13.396	2.780	5 1'41.251
9	69 FOSSATI Tommaso	ITA	Fossati Tommaso	FOX Racing Team	Audi RS3 LMS	UU	15	29'50.054	1 Lap	1 Lap	5 1'41.723
10	91 MARTINEZ Luciano	ARG	Martinez Luciano	Pinetti Motorsport	Audi RS3 LMS	UU	14	28'35.599	2 Laps	1 Lap	9 1'43.752
11	11 ROCCA Paolo	ITA	ALM Motorsport	ALM Motorsport	Honda Civic FL5	UU	14	31'24.845	2 Laps	2'49.246	3 1'41.097
12	76 LEY Alex	GBR	Target	Target	Hyundai Elantra N	UU	12	24'31.520	4 Laps	2 Laps	8 1'40.515

Starting: 12 Classified: 12 Not Classified: 0 Retired: 0 Not Started: 0

Fastest Lap N. 9 No. 7 Hwarang Kim Time 1'40.046 Avg. 178,118 Km/h

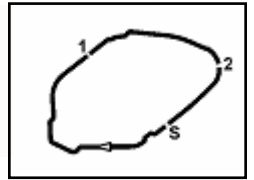
Humidity:	30%	Air	29°C
Condition:	DRY	Track	34°C

Clerk of the Course : Graziano Basile

Race Director : Gianluca Marotta

09/06/2024 Start 09:14 End 09:46



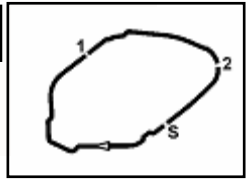


Pergusa 4.950 m

ACI Racing Weekend Pergusa, 8-9 Giugno 2024
TCR Italy - Contagiri Race 1

	Lap															
	1	2	3	4	5	6	7	8	9	10	11	12	13	14	15	16
1	4	4	4	4	4	4	4	4	4	4	4	4	4	4	4	4
2	17	17	17	17	17	17	17	17	17	17	17	44	8	8	8	8
3	44	44	44	44	44	44	44	44	44	44	44	17	44	44	44	44
4	8	8	8	8	8	8	8	8	8	8	8	8	17	17	17	17
5	9	9	9	97	97	97	97	97	97	97	97	97	27	27	27	27
6	97	97	97	9	9	27	27	27	27	27	27	27	97	97	97	97
7	27	27	27	27	27	87	87	87	87	87	87	87	87	87	9	9
8	87	87	87	87	87	7	7	7	7	7	7	76	9	9	87	87
9	76	76	76	7	7	76	76	76	76	76	76	7	7	7	7	7
10	7	7	7	76	76	9	9	9	9	9	9	9	38	38	38	64
11	11	11	11	11	11	11	38	38	38	38	38	38	64	64	64	38
12	38	38	38	38	38	38	64	64	64	64	64	64	82	82	82	82
13	69	69	64	64	64	64	82	82	82	82	82	82	81	90	81	81
14	64	64	69	69	69	82	81	81	81	81	81	81	90	81	12	12
15	82	82	82	82	82	81	90	90	90	90	90	90	12	12	90	90
16	67	12	81	81	81	90	69	69	69	69	69	69	69	69	10	10
17	12	81	12	90	90	69	12	12	12	12	12	12	10	10	10	53
18	81	90	90	12	12	12	10	10	10	10	10	10	91	53	53	3
19	90	10	10	10	10	10	3	3	3	3	3	3	3	3	3	3
20	10	5	5	91	91	3	91	91	91	91	91	91	91	53	91	72
21	72	91	91	3	3	91	53	53	53	53	53	53	72	72		
22	91	3	3	53	53	53	72	72	72	72	72	72	11	11		
23	3	53	53	72	72	72	11	11	11	11	11					
24	5	72	72													
25	53	67														

Final Result		
1	8 BALDAN N.	Laps 16
2	17 TAYLOR N.	1.070
3	27 VOLT R.	2.778
4	4 TAVANO S. (P)	3.849
5	44 IMBERTI M. (P)	5.487
6	9 POLONI M.	7.422
7	97 PARK J. (P)	8.166
8	87 PARK J.	9.127
9	7 KIM H.	9.359
10	64 LOSONCZY L.	10.249
11	38 BARBERI F.	10.670
12	82 CIMENES J.	11.686
13	81 REDUZZI D.	11.797
14	12 COVINI G.	14.466
15	90 BABUIN D.	20.719
16	10 PAOLINO F.	21.127
17	53 CAPPELLO E.	25.926
18	3 GURRIERI R.	39.907
19	69 FOSSATI T.	1 Lap
20	72 PELATTI S.	1 Lap
21	91 MARTINEZ L.	2 Laps
22	11 ROCCA P.	2 Laps
23	76 LEY A.	4 Laps
RET	5 BARBERINI C.	13 Laps
RET	67 PELLEGRINI M.	14 Laps


ACI Racing Weekend Pergusa, 8-9 Giugno 2024
TCR Italy - Best Sectors & Speed Race 1
RESULTS

1	8 BALDAN Nicola	Audi RS3 LMS	Laps 16
2	17 TAYLOR Nicolas	Audi RS3 LMS	1.070
3	27 VOLT Ruben	Honda Civic FL5	2.778
4	4 TAVANO Salvatore	Cupra Leon VZ	3.849
5	44 IMBERTI Michele	Hvundai Elantra N	5.487
6	9 POLONI Matteo	Audi RS3 LMS	7.422
7	97 PARK Junesung	Hvundai Elantra N	8.166
8	87 PARK Junui	Hvundai Elantra N	9.127
9	7 KIM Hwarang	Hvundai Elantra N	9.359
10	64 LOSONCZY Levente	Honda Civic FL5	10.249
11	38 BARBERI Filippo	Audi RS3 LMS	10.670
12	82 CIMENES Jacopo	Honda Civic FL5	11.686
13	81 REDUZZI Damiano	Hvundai Elantra N	11.797
14	12 COVINI Gabriele	Hvundai Elantra N	14.466
15	90 BABUIN Denis	Audi RS3 LMS	20.719
16	10 PAOLINO Federico	Hvundai Elantra N	21.127
17	53 CAPPELLO Edoardo	Honda Civic FK7	25.926
18	3 GURRIERI Raffaele	Cupra Leon VZ	39.907
19	69 FOSSATI Tommaso	Audi RS3 LMS	1 Lap
20	72 PELATTI Sandro	Audi RS3 LMS	1 Lap
21	91 MARTINEZ Luciano	Audi RS3 LMS	2 Laps
22	11 ROCCA Paolo	Honda Civic FL5	2 Laps
23	76 LEY Alex	Hvundai Elantra N	4 Laps
RET	5 BARBERINI Cosimo	Cupra Leon Competition	13 Laps
RET	67 PELLEGRINI Marco	Audi RS3 LMS	14 Laps

SPEED

1	8 BALDAN Nicola	Audi RS3 LMS	254,1
2	11 ROCCA Paolo	Honda Civic FL5	253,5
3	9 POLONI Matteo	Audi RS3 LMS	252,9
4	82 CIMENES Jacopo	Honda Civic FL5	252,9
5	90 BABUIN Denis	Audi RS3 LMS	252,3
6	7 KIM Hwarang	Hvundai Elantra N	251,7
7	27 VOLT Ruben	Honda Civic FL5	251,7
8	76 LEY Alex	Hvundai Elantra N	251,2
9	72 PELATTI Sandro	Audi RS3 LMS	251,2
10	17 TAYLOR Nicolas	Audi RS3 LMS	251,2
11	4 TAVANO Salvatore	Cupra Leon VZ	250,6
12	81 REDUZZI Damiano	Hvundai Elantra N	250,6
13	64 LOSONCZY Levente	Honda Civic FL5	250,0
14	38 BARBERI Filippo	Audi RS3 LMS	250,0
15	97 PARK Junesung	Hvundai Elantra N	249,4
16	3 GURRIERI Raffaele	Cupra Leon VZ	248,8
17	87 PARK Junui	Hvundai Elantra N	248,8
18	67 PELLEGRINI Marco	Audi RS3 LMS	248,8
19	10 PAOLINO Federico	Hvundai Elantra N	248,3
20	12 COVINI Gabriele	Hvundai Elantra N	248,3
21	44 IMBERTI Michele	Hvundai Elantra N	248,3
22	69 FOSSATI Tommaso	Audi RS3 LMS	247,1
23	91 MARTINEZ Luciano	Audi RS3 LMS	245,5
24	53 CAPPELLO Edoardo	Honda Civic FK7	243,2
25	5 BARBERINI Cosimo	Cupra Leon Competition	240,0

SEG. 1

1	8 BALDAN Nicola	38.287
2	97 PARK Junesung	38.313
3	27 VOLT Ruben	38.375
4	4 TAVANO Salvatore	38.389
5	64 LOSONCZY Levente	38.409
6	9 POLONI Matteo	38.490
7	11 ROCCA Paolo	38.508
8	44 IMBERTI Michele	38.525
9	17 TAYLOR Nicolas	38.555
10	7 KIM Hwarang	38.557
11	90 BABUIN Denis	38.637
12	82 CIMENES Jacopo	38.664
13	38 BARBERI Filippo	38.779
14	87 PARK Junui	38.789
15	12 COVINI Gabriele	38.820
16	76 LEY Alex	38.930
17	10 PAOLINO Federico	38.986
18	69 FOSSATI Tommaso	38.998
19	5 BARBERINI Cosimo	39.043
20	81 REDUZZI Damiano	39.083
21	3 GURRIERI Raffaele	39.233
22	91 MARTINEZ Luciano	39.321
23	53 CAPPELLO Edoardo	39.393
24	72 PELATTI Sandro	39.456
25	67 PELLEGRINI Marco	1'31.263

SEG. 2

1	7 KIM Hwarang	31.194
2	76 LEY Alex	31.207
3	97 PARK Junesung	31.222
4	44 IMBERTI Michele	31.315
5	4 TAVANO Salvatore	31.348
6	17 TAYLOR Nicolas	31.429
7	81 REDUZZI Damiano	31.544
8	8 BALDAN Nicola	31.566
9	87 PARK Junui	31.572
10	9 POLONI Matteo	31.757
11	27 VOLT Ruben	31.895
12	12 COVINI Gabriele	31.900
13	38 BARBERI Filippo	31.942
14	69 FOSSATI Tommaso	31.945
15	64 LOSONCZY Levente	32.030
16	90 BABUIN Denis	32.094
17	11 ROCCA Paolo	32.145
18	82 CIMENES Jacopo	32.149
19	72 PELATTI Sandro	32.215
20	10 PAOLINO Federico	32.513
21	5 BARBERINI Cosimo	32.759
22	91 MARTINEZ Luciano	32.992
23	53 CAPPELLO Edoardo	33.071
24	3 GURRIERI Raffaele	33.470
25	67 PELLEGRINI Marco	43.574

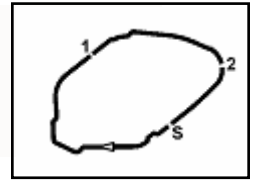
SEG. 3

1	8 BALDAN Nicola	13.858
2	17 TAYLOR Nicolas	13.992
3	44 IMBERTI Michele	14.007
4	4 TAVANO Salvatore	14.017
5	7 KIM Hwarang	14.033
6	38 BARBERI Filippo	14.037
7	9 POLONI Matteo	14.063
8	11 ROCCA Paolo	14.089
9	82 CIMENES Jacopo	14.096
10	90 BABUIN Denis	14.100
11	27 VOLT Ruben	14.106
12	97 PARK Junesung	14.108
13	76 LEY Alex	14.167
14	12 COVINI Gabriele	14.236
15	87 PARK Junui	14.250
16	64 LOSONCZY Levente	14.252
17	81 REDUZZI Damiano	14.261
18	67 PELLEGRINI Marco	14.289
19	69 FOSSATI Tommaso	14.289
20	91 MARTINEZ Luciano	14.301
21	5 BARBERINI Cosimo	14.350
22	3 GURRIERI Raffaele	14.369
23	72 PELATTI Sandro	14.434
24	10 PAOLINO Federico	14.488
25	53 CAPPELLO Edoardo	14.641

SEG. 4

1	81 REDUZZI Damiano	15.667
2	76 LEY Alex	15.736
3	11 ROCCA Paolo	15.828
4	17 TAYLOR Nicolas	15.842
5	97 PARK Junesung	15.844
6	87 PARK Junui	15.882
7	9 POLONI Matteo	15.978
8	4 TAVANO Salvatore	15.980
9	27 VOLT Ruben	15.994
10	64 LOSONCZY Levente	16.000
11	7 KIM Hwarang	16.002
12	44 IMBERTI Michele	16.005
13	69 FOSSATI Tommaso	16.032
14	12 COVINI Gabriele	16.058
15	8 BALDAN Nicola	16.070
16	90 BABUIN Denis	16.124
17	82 CIMENES Jacopo	16.165
18	38 BARBERI Filippo	16.302
19	5 BARBERINI Cosimo	16.348
20	10 PAOLINO Federico	16.386
21	67 PELLEGRINI Marco	16.550
22	3 GURRIERI Raffaele	16.577
23	53 CAPPELLO Edoardo	16.665
24	72 PELATTI Sandro	16.709
25	91 MARTINEZ Luciano	16.745





ACI Racing Weekend Pergusa, 8-9 Giugno 2024

TCR Italy - Analisi Tempi Race 1

Pergusa 4.950 m

Start at 9:14'08.242

2 / 4

3	38.774	32.357	14.138	15.828	1'41.097	252,9	9:19'25.765	11	1'28.250	1'20.607	39.486	31.759	4'00.102	102,4	9:35'48.594	
4	39.126	32.676	14.265	16.265	1'42.332	251,7	9:21'08.097	12	1'00.546	58.802	24.558	26.674	2'50.580	103,3	9:38'39.174	
5	38.508	32.916	14.179	15.943	1'41.546	252,3	9:22'49.643	13	40.398	32.586	14.217	16.158	1'43.359	244,9	9:40'22.533	
6	39.520	33.143	14.173	16.170	1'43.006	251,7	9:24'32.649	14	38.754	32.077	14.176	16.166	1'41.173	247,1	9:42'03.706	
7	1'05.277	1'09.109	44.884	1'43.242	4'42.512P	62,9	9:29'15.161	15	38.702	32.249	14.106	16.270	1'41.327	248,3	9:43'45.033	
8	1'02.888	39.545	24.349	32.954	2'39.736P	127,5	9:31'54.897	16	38.750	32.149	14.196	16.062	1'41.157	248,3	9:45'26.190	
9	1'30.037	1'18.745	39.631	30.481	3'58.894	75,2	9:35'53.791								Race Time 31'17.948	
10	1'01.779	56.507	24.365	23.983	2'46.634	109,8	9:38'40.425									
11	42.413	32.145	14.285	15.918	1'44.761	249,4	9:40'25.186									
12	38.857	32.743	14.212	16.579	1'42.391	245,5	9:42'07.577									
13	39.099	32.565	14.329	16.453	1'42.446	247,7	9:43'50.023									
14	40.156	32.417	14.170	16.321	1'43.064	242,2	9:45'33.087									
							Race Time 31'24.845									

38 F. BARBERI (1'41.274)

Lap	Seg.1	Seg.2	Seg.3	Seg.4	Lap Time	km/h	Local Time
1		33.943	14.175	16.613	1'56.398	250,0	9:16'04.640
2	39.646	32.609	14.167	16.563	1'42.985	250,0	9:17'47.625
3	39.072	32.322	14.058	16.423	1'41.875	250,0	9:19'29.500
4	38.779	32.043	14.117	16.335	1'41.274	250,0	9:21'10.774
5	39.748	32.747	14.068	16.408	1'42.971	250,0	9:22'53.745
6	39.165	31.956	14.077	16.420	1'41.618	250,0	9:24'35.363
7	39.033	31.942	14.171	16.417	1'41.563	248,3	9:26'16.926
8	39.133	32.266	14.037	16.391	1'41.827	250,0	9:27'58.753
9	39.011	32.076	14.150	16.302	1'41.539	248,8	9:29'40.292
10	38.918	40.501	24.816	32.051	2'16.286	133,8	9:31'56.578
11	1'29.253	1'18.894	39.637	30.707	3'58.491	78,8	9:35'55.069
12	1'01.264	56.940	23.599	23.928	2'45.731	120,1	9:38'40.800
13	43.211	32.275	14.168	16.437	1'46.091	250,0	9:40'26.891
14	39.248	32.154	14.103	16.661	1'42.166	250,0	9:42'09.057
15	39.155	32.053	14.171	16.594	1'41.973	247,1	9:43'51.030
16	39.638	32.783	14.174	16.457	1'43.052	247,1	9:45'34.082
							Race Time 31'25.840

44 M. IMBERTI (1'40.098)

Lap	Seg.1	Seg.2	Seg.3	Seg.4	Lap Time	km/h	Local Time
1		32.686	14.259	16.224	1'50.587	246,6	9:15'58.829
2	39.246	31.912	14.183	16.005	1'41.346	247,7	9:17'40.175
3	38.525	31.365	14.129	16.079	1'40.098	248,3	9:19'20.273
4	38.731	31.446	14.155	16.022	1'40.354	247,7	9:21'00.627
5	38.570	31.329	14.175	16.236	1'40.310	245,5	9:22'40.937
6	38.734	31.568	14.082	16.245	1'40.629	247,1	9:24'21.566
7	38.855	31.347	14.007	17.044	1'41.253	247,7	9:26'02.819
8	38.955	31.432	14.109	16.135	1'40.631	246,6	9:27'43.450
9	38.849	31.442	14.103	16.323	1'40.717	245,5	9:29'24.167
10	38.867	37.586	26.268	36.163	2'18.884	82,3	9:31'43.051
11	1'28.696	1'19.660	38.273	33.172	3'59.801	87,2	9:35'42.852
12	1'02.609	59.139	25.619	28.134	2'55.501	111,5	9:38'38.353
13	40.529	31.568	14.311	16.237	1'42.645	243,8	9:40'20.998
14	39.164	31.715	14.468	16.097	1'41.444	241,1	9:42'02.442
15	38.930	31.490	14.228	16.176	1'40.824	244,3	9:43'43.266
16	38.977	31.315	14.147	16.194	1'40.633	244,3	9:45'23.899
							Race Time 31'15.657 + 5.000Pen

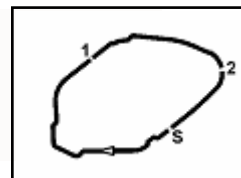
53 E. CAPPELLO (1'44.240)

Lap	Seg.1	Seg.2	Seg.3	Seg.4	Lap Time	km/h	Local Time
1		40.225	16.178	17.633	2'43.745	234,3	9:16'51.987
2	39.961	34.047	14.834	17.018	1'45.860	240,0	9:18'37.847
3	40.081	33.757	14.892	16.875	1'45.605	239,5	9:20'23.452
4	40.006	33.695	14.788	16.834	1'45.323	240,5	9:22'08.775
5	39.897	33.723	14.712	16.821	1'45.153	238,9	9:23'53.928
6	39.505	33.508	14.700	16.871	1'44.584	240,5	9:25'38.512
7	39.393	34.271	14.998	17.295	1'45.957	237,4	9:27'24.469
8	39.864	33.557	14.721	16.978	1'45.120	240,5	9:29'09.589
9	39.518	33.442	14.792	17.355	1'45.107	240,0	9:30'54.696
10	41.421	37.938	15.634	17.581	1'52.574	235,3	9:32'47.270
11	50.355	1'18.634	39.153	31.240	3'19.382	97,7	9:36'06.652
12	1'03.350	53.501	23.512	17.713	2'38.076	180,6	9:38'44.728
13	42.682	34.730	14.776	17.062	1'49.250	242,7	9:40'33.978
14	41.035	33.473	14.747	17.332	1'46.587	240,0	9:42'20.565
15	39.863	33.071	14.641	16.665	1'44.240	243,2	9:44'04.805
16	39.788	33.329	14.647	16.769	1'44.533	243,2	9:45'49.338

09/06/2024

P = Pits In/Out - C = Lap Time Cancelled





Pergusa 4.950 m

ACI Racing Weekend Pergusa, 8-9 Giugno 2024
TCR Italy - Analisi Tempi Race 1

Start at 9:14'08.242

4 / 4

7	38.828	31.577	14.283	16.111	1'40.799	248,3	9:26'09.998	15	38.686	31.901	14.179	16.234	1'41.000	247,7	9:43'45.223
8	38.789	31.622	14.264	16.085	1'40.760	248,3	9:27'50.758	16	39.099	31.894	14.237	16.125	1'41.355	246,0	9:45'26.578
9	39.430	31.572	14.355	15.882	1'41.239	246,6	9:29'31.997								Race Time 31'18.336 + 5.000Pen
10	39.156	40.469	24.635	33.725	2'17.985	127,2	9:31'49.982								
11	1'28.642	1'19.871	39.695	31.634	3'59.842	91,6	9:35'49.824								
12	1'00.833	58.124	24.942	25.884	2'49.783	102,1	9:38'39.607								
13	40.986	32.460	14.566	16.218	1'44.230	242,7	9:40'23.837								
14	39.591	32.043	14.705	16.424	1'42.763	241,6	9:42'06.600								
15	39.456	32.322	14.713	16.830	1'43.321	240,0	9:43'49.921								
16	39.587	32.225	14.590	16.216	1'42.618	242,7	9:45'32.539								
								Race Time 31'24.297							

90 D. BABUIN (1'41.373)

Lap	Seg.1	Seg.2	Seg.3	Seg.4	Lap Time	km/h	Local Time								
1		33.667	14.368	16.675	1'59.854	226,9	9:16'08.096								
2	39.458	32.934	14.354	16.279	1'43.025	245,5	9:17'51.121								
3	38.965	33.026	14.183	16.449	1'42.623	233,8	9:19'33.744								
4	38.650	32.477	14.190	16.124	1'41.441	240,5	9:21'15.185								
5	38.888	32.094	14.165	16.238	1'41.385	236,8	9:22'56.570								
6	38.637	32.736	14.213	16.797	1'42.383	234,8	9:24'38.953								
7	38.645	32.366	14.229	16.235	1'41.475	249,4	9:26'20.428								
8	38.769	32.193	14.100	16.311	1'41.373	252,3	9:28'01.801								
9	38.847	32.356	14.174	16.239	1'41.616	251,2	9:29'43.417								
10	38.930	43.917	24.539	30.967	2'18.353	112,0	9:32'01.770								
11	1'29.168	1'18.822	39.497	30.630	3'58.117	96,0	9:35'59.887								
12	1'00.245	56.175	24.038	22.631	2'43.089	127,2	9:38'42.976								
13	42.107	33.782	14.247	16.154	1'46.290	250,6	9:40'29.266								
14	39.025	32.760	14.327	16.539	1'42.651	241,1	9:42'11.917								
15	39.322	32.554	14.214	18.221	1'44.311	247,1	9:43'56.228								
16	40.482	34.340	14.723	18.358	1'47.903	231,8	9:45'44.131								
								Race Time 31'35.889							

91 L. MARTINEZ (1'43.752)

Lap	Seg.1	Seg.2	Seg.3	Seg.4	Lap Time	km/h	Local Time								
1		34.566	14.722	17.004	2'02.777	240,5	9:16'11.019								
2	39.774	35.990	15.404	17.938	1'49.106	236,8	9:18'00.125								
3	40.275	34.068	14.531	16.745	1'45.619	243,2	9:19'45.744								
4	39.321	33.301	14.510	17.153	1'44.285	243,2	9:21'30.029								
5	39.829	32.992	14.373	16.940	1'44.134	245,5	9:23'14.163								
6	39.907	33.774	14.461	18.843	1'46.985	244,9	9:25'01.148								
7	40.308	33.227	14.389	17.615	1'45.539	244,9	9:26'46.687								
8	39.655	33.083	14.315	17.105	1'44.158	245,5	9:28'30.845								
9	39.434	33.234	14.301	16.783	1'43.752	244,9	9:30'14.597								
10	46.639	43.866	18.135	19.651	2'08.291	169,8	9:32'22.888								
11	1'12.621	1'19.316	39.555	30.488	3'41.980	91,4	9:36'04.868								
12	1'03.676	53.885	23.658	17.985	2'39.204	185,9	9:38'44.072								
13	42.301	34.808	14.677	16.969	1'48.755	242,7	9:40'32.827								
14	40.879	33.616	15.490	41.029	2'11.014P	216,9	9:42'43.841								
								Race Time 28'35.599							

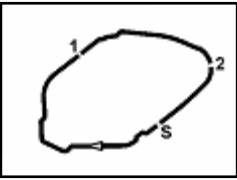
97 J. PARK (1'39.562)

Lap	Seg.1	Seg.2	Seg.3	Seg.4	Lap Time	km/h	Local Time
1		32.683	14.185	16.459	1'52.644	247,7	9:16'00.886
2	38.692	32.405	14.205	16.405	1'41.707	249,4	9:17'42.593
3	38.583	31.970	14.155	16.249	1'40.957	248,8	9:19'23.550
4	39.201	31.954	14.254	16.238	1'41.647	246,0	9:21'05.197
5	38.313	31.222	14.183	15.844	1'39.562	248,3	9:22'44.759
6	38.488	31.443	14.226	15.928	1'40.085	248,8	9:24'24.844
7	38.430	31.766	14.108	16.021	1'40.325	249,4	9:26'05.169
8	38.409	31.481	14.146	16.021	1'40.057	249,4	9:27'45.226
9	38.335	31.580	14.136	16.130	1'40.181	248,8	9:29'25.407
10	38.584	41.780	23.955	36.257	2'20.576	108,4	9:31'45.983
11	1'28.127	1'20.118	37.841	33.826	3'59.912	94,0	9:35'45.895
12	1'01.172	59.264	24.735	27.646	2'52.817	104,1	9:38'38.712
13	41.437	32.199	14.173	16.433	1'44.242	248,3	9:40'22.954
14	38.825	32.001	14.220	16.223	1'41.269	248,8	9:42'04.223

09/06/2024

P = Pits In/Out - C = Lap Time Cancelled





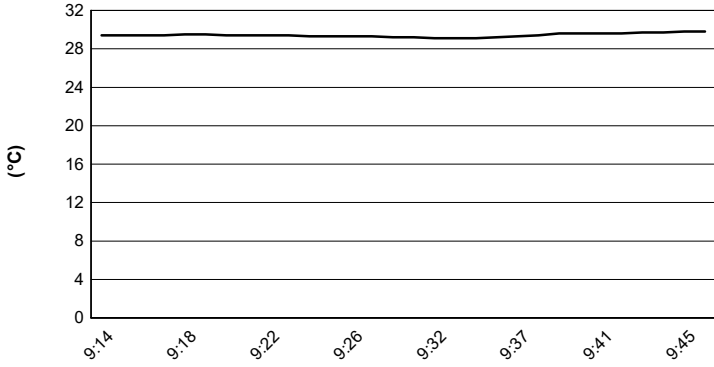
Pergusa 4.950 m

ACI Racing Weekend Pergusa, 8-9 Giugno 2024

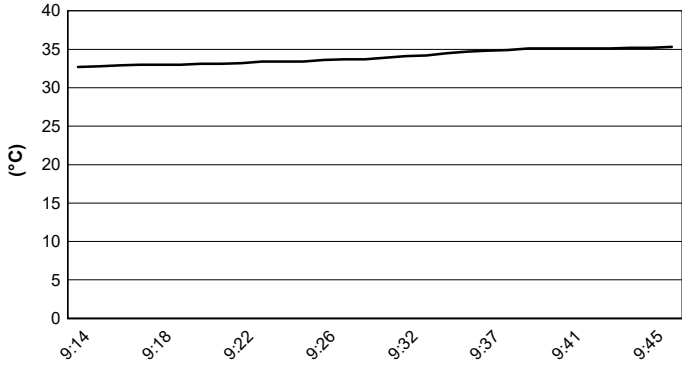
TCR Italy - Meteo Race 1

Session started 09:14 - Session ended 9:46

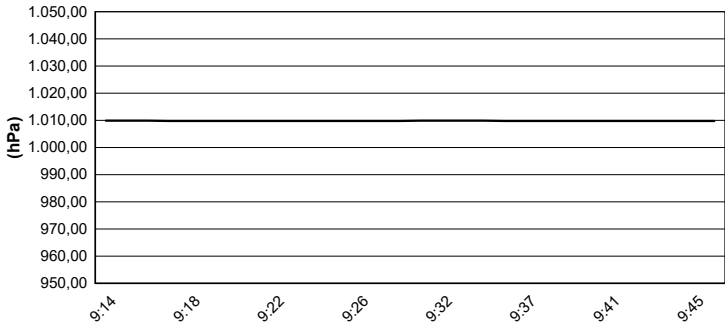
Air Temperature



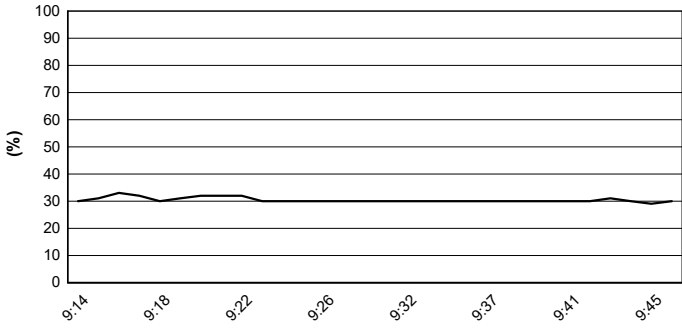
Track Temperature



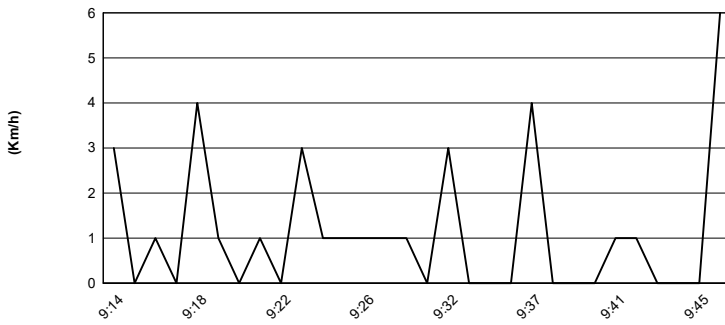
Air Pressure



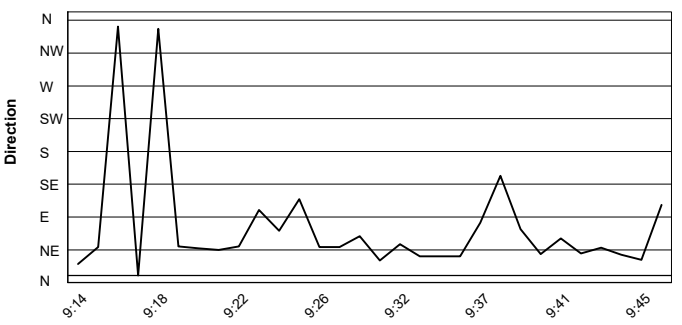
Humidity



Wind Speed

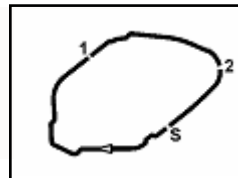


Wind Direction



09/06/2024





Pergusa 4.950 m

ACI Racing Weekend Pergusa, 8-9 Giugno 2024
TCR Italy - Griglia Gara 1 (Duration: 28' +1 Lap)

3	GURRIERI R. Girasole	Cupra 1'45.549	91	MARTINEZ L. Pinetti Motorsport	Audi	13
53	CAPPELLO E. MM Motorsport	Honda 1'43.058	72	PELATTI S. PMA Motorsport	Audi 1'43.491	12
90	BABUIN D. Planet Motorsport	Audi 1'42.219	67	PELLEGRINI M. Pinetti Motorsport	Audi 1'42.678	11
5	BARBERINI C. NOS	Cupra 1'42.146	10	PAOLINO F. Target	Hyundai 1'42.205	10
12	COVINI G. BRC Racing Team	Hyundai 1'41.198	64	LOSONCZY L. ALM Motorsport	Honda 1'41.432	9
82	CIMENES J. MM Motorsport	Honda 1'40.399	38	BARBERI F. Aikoa Racing	Audi 1'41.037	8
69	FOSSATI T. FOX Racing Team	Audi 1'40.724	81	REDUZZI D. Trico WRT	Hyundai 1'40.758	7
87	PARK J. Solite Indigo Racing	Hyundai 1'39.985	11	ROCCA P. ALM Motorsport	Honda 1'40.027	6
27	VOLT R. ALM Motorsport	Honda 1'39.770	7	KIM H. Target	Hyundai 1'39.827	5
97	PARK J. Solite Indigo Racing	Hyundai 1'39.584	8	BALDAN N. Aikoa Racing	Audi 1'39.676	4
44	IMBERTI M. Kombat Motorsport	Hyundai 1'39.413	76	LEY A. Target	Hyundai 1'39.510	3
17	TAYLOR N. PMA Motorsport	Audi 1'39.342	9	POLONI M. Gear Works	Audi 1'39.389	2
			4	TAVANO S. Girasole	Cupra 1'38.985	1

Il pilota n.82 (Cimenes J.) è stato retrocesso di 2 posizioni con decisione dei CC.SS. n.1

