

ACI Racing Weekend Pergusa, 8-9 Giugno 2024

TCR Italy - Classifica Race 2

Laps 14 = 69,300 km - Avg 133,996 km/h - Race Time 31'01.852

Pergusa 4.950 m

No.	Driver	Nat	Entrant	Team	Car	Class	Laps	Time	Gap	Rel.	Fastest Lap	
1	27 VOLT Ruben	EST	ALM Motorsport	ALM Motorsport	Honda Civic FL5	UU	14	31'01.852		5	1'41.515	
2	4 TAVANO Salvatore	ITA	Tavano Salvatore	Girasole	Cupra Leon VZ		14	31'02.124	0.272	0.272	3	1'40.865
3	44 IMBERTI Michele	ITA	Kombat Motorsport	Kombat Motorsport	Hyundai Elantra N		14	31'02.538	0.686	0.414	4	1'40.765
4	17 TAYLOR Nicolas	CAN	Best Lap	PMA Motorsport	Audi RS3 LMS	UU	14	31'03.179	1.327	0.641	3	1'40.661
5	11 ROCCA Paolo	ITA	ALM Motorsport	ALM Motorsport	Honda Civic FL5	UU	14	31'06.723	4.871	3.544	6	1'41.231
6	38 BARBERI Filippo	ITA	Aikoa Racing	Aikoa Racing	Audi RS3 LMS	UU	14	31'06.933	5.081	0.210	4	1'41.387
7	10 PAOLINO Federico	ITA	Target	Target	Hyundai Elantra N		14	31'10.127	8.275	3.194	5	1'43.060
8	64 LOSONCZY Levente	HUN	ALM Motorsport	ALM Motorsport	Honda Civic FL5	UU	14	31'10.797	8.945	0.670	3	1'41.712
9	81 REDUZZI Damiano	ITA	Reduzzi Damiano	Trico WRT	Hyundai Elantra N	MA	14	31'10.899	9.047	0.102	4	1'40.728
10	3 GURRIERI Raffaele	ITA	Gurrieri Raffaele	Girasole	Cupra Leon VZ	MA	14	31'27.905	26.053	17.006	5	1'44.088
11	72 PELATTI Sandro	ITA	Pelatti Sandro	PMA Motorsport	Audi RS3 LMS	MA	14	31'53.064	51.212	25.159	5	1'42.958
12	87 PARK Junui	KOR	Solite Indigo Racing	Solite Indigo Racing	Hyundai Elantra N	UU	13	31'18.377	1 Lap	1 Lap	5	1'40.533
13	76 LEY Alex	GBR	Target	Target	Hyundai Elantra N	UU	12	31'17.743	2 Laps	1 Lap	5	1'44.182
----- Not Classified -----												
RET	97 PARK Junesung	KOR	Solite Indigo Racing	Solite Indigo Racing	Hyundai Elantra N		8	14'26.933	6 Laps		6	1'41.750
RET	8 BALDAN Nicola	ITA	Aikoa Racing	Aikoa Racing	Audi RS3 LMS	MA	7	11'58.073	7 Laps		6	1'41.398
RET	12 COVINI Gabriele	ITA	BRC Racing Team	BRC Racing Team	Hyundai Elantra N	UU	6	11'08.195	8 Laps		4	1'41.540
RET	9 POLONI Matteo	ITA	Poloni Matteo	Gear Works	Audi RS3 LMS		6	11'38.179	8 Laps		2	1'41.739
RET	5 BARBERINI Cosimo	ITA	Barberini Cosimo	NOS	Cupra Leon Competition		2	3'40.455	12 Laps		2	1'45.079
RET	7 KIM Hwarang	KOR	Target	Target	Hyundai Elantra N	UU	2	4'12.155	12 Laps			
RET	67 PELLEGRINI Marco	ITA	Pellegrini Marco	Pinetti Motorsport	Audi RS3 LMS	MA	2	6'38.059	12 Laps			
RET	53 CAPPELLO Edoardo	ITA	MM Motorsport	MM Motorsport	Honda Civic FK7	MA	0					
NS	69 FOSSATI Tommaso	ITA	Fossati Tommaso	FOX Racing Team	Audi RS3 LMS	UU						
NS	91 MARTINEZ Luciano	ARG	Martinez Luciano	Pinetti Motorsport	Audi RS3 LMS	UU						

Starting: 23 Classified: 13 Not Classified: 0 Retired: 8 Not Started: 2

Fastest Lap N. 5 No. 87 Junui Park Time 1'40.533 Avg. 177,255 Km/h

Humidity:	23%	AIR	33°C
Condition:	DRY	Track	49°C

Stewards : Ronny Guarini Graziella Arberi Rino Mastronardi

09/06/2024 Start 15:12 End 15:44

Powered by FICr PERUGIA TIMING





ACI Racing Weekend Pergusa, 8-9 Giugno 2024

TCR Italy - Classifica Master Race 2

Laps 14 = 69,300 km - Avg 133,348 km/h - Race Time 31'10.899

Pergusa 4.950 m

No.	Driver	Nat	Entrant	Team	Car	Class	Laps	Time	Gap	Rel.	Fastest Lap
1	81 REDUZZI Damiano	ITA	Reduzzi Damiano	Trico WRT	Hyundai Elantra N	MA	14	31'10.899		4	1'40.728
2	3 GURRIERI Raffaele	ITA	Gurrieri Raffaele	Girasole	Cupra Leon VZ	MA	14	31'27.905	17.006	17.006	5 1'44.088
3	72 PELATTI Sandro	ITA	Pelatti Sandro	PMA Motorsport	Audi RS3 LMS	MA	14	31'53.064	42.165	25.159	5 1'42.958
----- Not Classified -----											
RET	8 BALDAN Nicola	ITA	Aikoa Racing	Aikoa Racing	Audi RS3 LMS	MA	7	11'58.073	7 Laps		6 1'41.398
RET	67 PELLEGRINI Marco	ITA	Pellegrini Marco	Pinetti Motorsport	Audi RS3 LMS	MA	2	6'38.059	12 Laps		
RET	53 CAPPELLO Edoardo	ITA	MM Motorsport	MM Motorsport	Honda Civic FK7	MA	0				

Starting: 6 Classified: 3 Not Classified: 0 Retired: 3 Not Started: 0
 Fastest Lap N. 4 No. 81 Damiano Reduzzi Time 1'40.728 Avg. 176,912 Km/h

Humidity:	23%	AIR	33°C
Condition:	DRY	Track	49°C

Clerk of the Course : Graziano Basile

Race Director : Gianluca Marotta

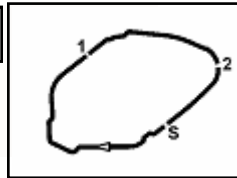
09/06/2024 Start 15:12 End 15:44

Powered by FICr PERUGIA TIMING





6.3



Pergusa 4.950 m

ACI Racing Weekend Pergusa, 8-9 Giugno 2024

TCR Italy - Classifica Rookie Race 2

Laps 14 = 69,300 km - Avg 133,900 km/h - Race Time 31'03.179

No.	Driver	Nat	Entrant	Team	Car	Class	Laps	Time	Gap	Rel.	Fastest Lap
1	17 TAYLOR Nicolas	CAN	Best Lap	PMA Motorsport	Audi RS3 LMS	uu	14	31'03.179		3	1'40.661
----- Not Classified -----											
RET	12 COVINI Gabriele	ITA	BRC Racing Team	BRC Racing Team	Hyundai Elantra N	uu	6	11'08.195	8 Laps	4	1'41.540
NS	69 FOSSATI Tommaso	ITA	Fossati Tommaso	FOX Racing Team	Audi RS3 LMS	uu					
NS	91 MARTINEZ Luciano	ARG	Martinez Luciano	Pinetti Motorsport	Audi RS3 LMS	uu					

Starting: 4 Classified: 1 Not Classified: 0 Retired: 1 Not Started: 2
 Fastest Lap N. 3 No. 17 Nicolas Taylor Time 1'40.661 Avg. 177,030 Km/h

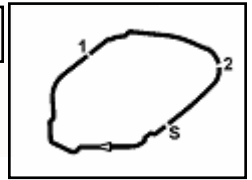
Humidity:	23%	AIR	33°C
Condition:	DRY	Track	49°C

Clerk of the Course : Graziano Basile

Race Director : Gianluca Marotta

	Start	End
09/06/2024	15:12	15:44

Powered by FICr PERUGIA TIMING



Pergusa 4.950 m

ACI Racing Weekend Pergusa, 8-9 Giugno 2024

TCR Italy - Classifica Under Race 2

Laps 14 = 69,300 km - Avg 133,996 km/h - Race Time 31'01.852

No.	Driver	Nat	Entrant	Team	Car	Class	Laps	Time	Gap	Rel.	Fastest Lap
1	27 VOLT Ruben	EST	ALM Motorsport	ALM Motorsport	Honda Civic FL5	UU	14	31'01.852		5	1'41.515
2	17 TAYLOR Nicolas	CAN	Best Lap	PMA Motorsport	Audi RS3 LMS	UU	14	31'03.179	1.327	1.327	3 1'40.661
3	11 ROCCA Paolo	ITA	ALM Motorsport	ALM Motorsport	Honda Civic FL5	UU	14	31'06.723	4.871	3.544	6 1'41.231
4	38 BARBERI Filippo	ITA	Aikoa Racing	Aikoa Racing	Audi RS3 LMS	UU	14	31'06.933	5.081	0.210	4 1'41.387
5	64 LOSONCZY Levente	HUN	ALM Motorsport	ALM Motorsport	Honda Civic FL5	UU	14	31'10.797	8.945	3.864	3 1'41.712
6	87 PARK Junui	KOR	Solite Indigo Racing	Solite Indigo Racing	Hyundai Elantra N	UU	13	31'18.377	1 Lap	1 Lap	5 1'40.533
7	76 LEY Alex	GBR	Target	Target	Hyundai Elantra N	UU	12	31'17.743	2 Laps	1 Lap	5 1'44.182
----- Not Classified -----											
RET	12 COVINI Gabriele	ITA	BRC Racing Team	BRC Racing Team	Hyundai Elantra N	UU	6	11'08.195	8 Laps		4 1'41.540
RET	7 KIM Hwarang	KOR	Target	Target	Hyundai Elantra N	UU	2	4'12.155	12 Laps		
NS	69 FOSSATI Tommaso	ITA	Fossati Tommaso	FOX Racing Team	Audi RS3 LMS	UU					
NS	91 MARTINEZ Luciano	ARG	Martinez Luciano	Pinetti Motorsport	Audi RS3 LMS	UU					

Starting: 11 Classified: 7 Not Classified: 0 Retired: 2 Not Started: 2

Fastest Lap N. 5 No. 87 Junui Park Time 1'40.533 Avg. 177,255 Km/h

Humidity:	23%	AIR	33°C
Condition:	DRY	Track	49°C

Clerk of the Course : Graziano Basile

Race Director : Gianluca Marotta

	Start	End
09/06/2024	15:12	15:44





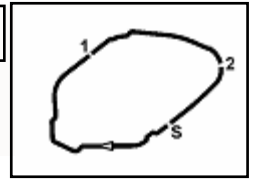
Pergusa 4.950 m

ACI Racing Weekend Pergusa, 8-9 Giugno 2024
TCR Italy - Contagiri Race 2

		Lap													
	1	2	3	4	5	6	7	8	9	10	11	12	13	14	
1	27	27	27	27	27	27	27	27	27	27	27	27	27	27	27
2	8	8	8	8	8	8	8	4	4	4	4	4	4	4	4
3	97	97	97	97	97	97	97	44	44	44	44	44	44	44	44
4	9	9	9	9	4	4	4	17	17	17	17	17	17	17	17
5	76	4	4	4	44	44	44	11	11	11	11	11	11	11	11
6	7	44	44	44	17	17	17	64	64	64	64	64	38	38	
7	87	81	81	81	81	81	81	38	38	38	38	38	10	10	
8	44	17	17	17	38	38	38	10	10	10	10	10	64	64	
9	4	38	38	38	12	11	11	72	72	72	72	72	72	81	
10	81	12	12	12	11	64	64	81	3	3	3	3	81	3	
11	38	11	11	11	64	10	10	97	81	81	81	81	3	72	
12	17	64	64	64	9	72	72	3	87	87	87	87	87		
13	12	5	10	10	10	3	3	87	76	76	76	76			
14	11	10	72	72	72	12	87	76							
15	5	72	3	3	3	9	76								
16	64	3	87	87	87	87									
17	10	87	76	76	76	76									
18	72	7													
19	3	76													
20	67	67													

Final Result		
1	27 VOLT R.	Laps 14
2	4 TAVANO S.	0.272
3	44 IMBERTI M.	0.686
4	17 TAYLOR N.	1.327
5	11 ROCCA P.	4.871
6	38 BARBERI F.	5.081
7	10 PAOLINO F.	8.275
8	64 LOSONCZY L.	8.945
9	81 REDUZZI D.	9.047
10	3 GURRIERI R.	26.053
11	72 PELATTI S.	51.212
12	87 PARK J.	1 Lap
13	76 LEY A.	2 Laps
RET	97 PARK J.	6 Laps
RET	8 BALDAN N.	7 Laps
RET	12 COVINI G.	8 Laps
RET	9 POLONI M.	8 Laps
RET	5 BARBERINI C.	12 Laps
RET	7 KIM H.	12 Laps
RET	67 PELLEGRINI M.	12 Laps
RET	53 CAPPELLO E.	
NS	91 MARTINEZ L.	
NS	69 FOSSATI T.	





Pergusa 4.950 m

ACI Racing Weekend Pergusa, 8-9 Giugno 2024

TCR Italy - Best Sectors & Speed Race 2

RESULTS

Pos	Driver	Team	Laps
1	27 VOLT Ruben	Honda Civic FL5	Laps 14
2	4 TAVANO Salvatore	Cupra Leon VZ	0.272
3	44 IMBERTI Michele	Hvundai Elantra N	0.686
4	17 TAYLOR Nicolas	Audi RS3 LMS	1.327
5	11 ROCCA Paolo	Honda Civic FL5	4.871
6	38 BARBERI Filippo	Audi RS3 LMS	5.081
7	10 PAOLINO Federico	Hvundai Elantra N	8.275
8	64 LOSONCZY Levente	Honda Civic FL5	8.945
9	81 REDUZZI Damiano	Hvundai Elantra N	9.047
10	3 GURRIERI Raffaele	Cupra Leon VZ	26.053
11	72 PELATTI Sandro	Audi RS3 LMS	51.212
12	87 PARK Junui	Hvundai Elantra N	1 Lap
13	76 LEY Alex	Hvundai Elantra N	2 Laps
RET	97 PARK Junesung	Hvundai Elantra N	6 Laps
RET	8 BALDAN Nicola	Audi RS3 LMS	7 Laps
RET	12 COVINI Gabriele	Hvundai Elantra N	8 Laps
RET	9 POLONI Matteo	Audi RS3 LMS	8 Laps
RET	5 BARBERINI Cosimo	Cupra Leon Competition	12 Laps
RET	7 KIM Hwarang	Hvundai Elantra N	12 Laps
RET	67 PELLEGRINI Marco	Audi RS3 LMS	12 Laps
RET	53 CAPPELLO Edoardo	Honda Civic FK7	
NS	69 FOSSATI Tommaso	Audi RS3 LMS	
NS	91 MARTINEZ Luciano	Audi RS3 LMS	

SPEED

Pos	Driver	Team	Time
1	4 TAVANO Salvatore	Cupra Leon VZ	252,9
2	11 ROCCA Paolo	Honda Civic FL5	252,9
3	38 BARBERI Filippo	Audi RS3 LMS	252,3
4	8 BALDAN Nicola	Audi RS3 LMS	251,7
5	9 POLONI Matteo	Audi RS3 LMS	251,2
6	72 PELATTI Sandro	Audi RS3 LMS	250,6
7	7 KIM Hwarang	Hvundai Elantra N	250,6
8	64 LOSONCZY Levente	Honda Civic FL5	250,6
9	81 REDUZZI Damiano	Hvundai Elantra N	250,6
10	12 COVINI Gabriele	Hvundai Elantra N	250,0
11	17 TAYLOR Nicolas	Audi RS3 LMS	250,0
12	44 IMBERTI Michele	Hvundai Elantra N	249,4
13	3 GURRIERI Raffaele	Cupra Leon VZ	248,8
14	97 PARK Junesung	Hvundai Elantra N	248,8
15	76 LEY Alex	Hvundai Elantra N	248,3
16	27 VOLT Ruben	Honda Civic FL5	247,7
17	87 PARK Junui	Hvundai Elantra N	247,7
18	5 BARBERINI Cosimo	Cupra Leon Competition	247,7
19	10 PAOLINO Federico	Hvundai Elantra N	247,1
20	67 PELLEGRINI Marco	Audi RS3 LMS	153,6

SEG. 1

1	64 LOSONCZY Levente	38.562
2	11 ROCCA Paolo	38.656
3	76 LEY Alex	38.676
4	27 VOLT Ruben	38.708
5	4 TAVANO Salvatore	38.760
6	97 PARK Junesung	38.795
7	12 COVINI Gabriele	38.828
8	44 IMBERTI Michele	38.840
9	87 PARK Junui	38.886
10	9 POLONI Matteo	38.958
11	8 BALDAN Nicola	38.963
12	17 TAYLOR Nicolas	39.066
13	81 REDUZZI Damiano	39.080
14	10 PAOLINO Federico	39.110
15	38 BARBERI Filippo	39.119
16	3 GURRIERI Raffaele	39.189
17	72 PELATTI Sandro	39.198
18	5 BARBERINI Cosimo	39.749
19	7 KIM Hwarang	46.334
20	67 PELLEGRINI Marco	52.927

SEG. 2

1	87 PARK Junui	31.386
2	17 TAYLOR Nicolas	31.403
3	81 REDUZZI Damiano	31.455
4	44 IMBERTI Michele	31.498
5	4 TAVANO Salvatore	31.602
6	38 BARBERI Filippo	31.899
7	12 COVINI Gabriele	31.916
8	64 LOSONCZY Levente	31.942
9	97 PARK Junesung	31.995
10	8 BALDAN Nicola	32.075
11	11 ROCCA Paolo	32.112
12	9 POLONI Matteo	32.119
13	27 VOLT Ruben	32.144
14	76 LEY Alex	32.278
15	72 PELATTI Sandro	32.346
16	7 KIM Hwarang	32.513
17	10 PAOLINO Federico	32.846
18	5 BARBERINI Cosimo	32.961
19	3 GURRIERI Raffaele	33.552
20	67 PELLEGRINI Marco	44.747

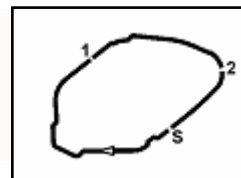
SEG. 3

1	38 BARBERI Filippo	13.986
2	4 TAVANO Salvatore	13.991
3	17 TAYLOR Nicolas	14.034
4	8 BALDAN Nicola	14.038
5	44 IMBERTI Michele	14.042
6	81 REDUZZI Damiano	14.154
7	12 COVINI Gabriele	14.174
8	11 ROCCA Paolo	14.190
9	97 PARK Junesung	14.205
10	9 POLONI Matteo	14.229
11	64 LOSONCZY Levente	14.270
12	27 VOLT Ruben	14.278
13	76 LEY Alex	14.332
14	3 GURRIERI Raffaele	14.340
15	87 PARK Junui	14.355
16	7 KIM Hwarang	14.381
17	72 PELATTI Sandro	14.439
18	5 BARBERINI Cosimo	14.472
19	10 PAOLINO Federico	14.571
20	67 PELLEGRINI Marco	20.920

SEG. 4

1	87 PARK Junui	15.713
2	81 REDUZZI Damiano	15.908
3	44 IMBERTI Michele	15.916
4	64 LOSONCZY Levente	15.916
5	17 TAYLOR Nicolas	16.007
6	12 COVINI Gabriele	16.032
7	97 PARK Junesung	16.035
8	11 ROCCA Paolo	16.063
9	27 VOLT Ruben	16.085
10	4 TAVANO Salvatore	16.100
11	7 KIM Hwarang	16.134
12	9 POLONI Matteo	16.147
13	8 BALDAN Nicola	16.207
14	38 BARBERI Filippo	16.223
15	5 BARBERINI Cosimo	16.231
16	76 LEY Alex	16.311
17	10 PAOLINO Federico	16.405
18	3 GURRIERI Raffaele	16.597
19	72 PELATTI Sandro	16.640





ACI Racing Weekend Pergusa, 8-9 Giugno 2024

TCR Italy - Analisi Tempi Race 2

Start at 15:12'08.537

1 / 3

3 R. GURRIERI (1'44.088)							
Lap	Seg.1	Seg.2	Seg.3	Seg.4	Lap Time	km/h	Local Time
1		35.070	14.690	16.988	1'59.351	241,6	15:14'07.888
2	39.788	33.890	14.340	16.597	1'44.615	248,8	15:15'52.503
3	39.680	33.885	14.358	17.188	1'45.111	230,8	15:17'37.614
4	39.490	33.977	14.402	16.845	1'44.714	248,8	15:19'22.328
5	39.189	33.552	14.461	16.886	1'44.088	248,3	15:21'06.416
6	39.724	34.537	14.494	16.805	1'45.560	247,7	15:22'51.976
7	39.588	34.672	14.650	18.005	1'46.915	225,9	15:24'38.891
8	39.893	51.830	20.319	24.037	2'16.079	153,6	15:26'54.970
9	1'01.540	1'10.568	37.436	35.693	3'25.237	96,9	15:30'20.207
10	1'12.166	1'05.393	30.707	35.026	3'23.292	101,6	15:33'43.499
11	1'04.457	1'04.407	32.950	28.995	3'10.809	108,1	15:36'54.308
12	57.204	58.140	37.360	24.118	2'56.822	61,5	15:39'51.130
13	48.608	35.793	14.647	17.854	1'56.902	235,3	15:41'48.032
14	40.252	35.765	14.737	17.656	1'48.410	240,5	15:43'36.442
Race Time 31'27.905							

4 S. TAVANO (1'40.865)							
Lap	Seg.1	Seg.2	Seg.3	Seg.4	Lap Time	km/h	Local Time
1		32.929	14.173	16.112	1'51.469	251,2	15:14'00.006
2	40.404	31.747	14.107	16.136	1'42.394	251,2	15:15'42.400
3	38.901	31.722	14.068	16.174	1'40.865	251,7	15:17'23.265
4	39.107	31.602	13.991	16.253	1'40.953	252,9	15:19'04.218
5	39.016	33.012	14.289	16.312	1'42.629	248,8	15:20'46.847
6	38.962	31.617	14.082	16.237	1'40.898	252,3	15:22'27.745
7	39.019	31.824	13.998	16.100	1'40.941	252,9	15:24'08.686
8	38.760	35.233	18.076	26.790	1'58.859	143,2	15:26'07.545
9	1'39.211	1'11.936	37.158	34.980	4'03.285	83,1	15:30'10.830
10	1'12.045	1'05.098	31.440	31.849	3'20.432	101,0	15:33'31.262
11	1'08.805	1'04.370	31.338	29.674	3'14.187	113,7	15:36'45.449
12	57.570	1'00.317	38.273	24.727	3'00.887	79,8	15:39'46.336
13	39.185	32.668	14.233	16.265	1'42.351	249,4	15:41'28.687
14	39.107	31.987	14.165	16.715	1'41.974	247,7	15:43'10.661
Race Time 31'02.124							

5 C. BARBERINI (1'45.079)							
Lap	Seg.1	Seg.2	Seg.3	Seg.4	Lap Time	km/h	Local Time
1		33.464	14.472	16.990	1'55.376	245,5	15:14'03.913
2	40.172	34.155	14.521	16.231	1'45.079	247,7	15:15'48.992
3	39.749	32.961	18.666			127,8	
Race Time 3'40.455							

7 H. KIM							
Lap	Seg.1	Seg.2	Seg.3	Seg.4	Lap Time	km/h	Local Time
1		32.513	14.381	16.134	1'50.272	250,6	15:13'58.809
2	46.334	44.829	21.146	29.574	2'21.883P	157,9	15:16'20.692
Race Time 4'12.155							

8 N. BALDAN (1'41.398)							
Lap	Seg.1	Seg.2	Seg.3	Seg.4	Lap Time	km/h	Local Time
1		32.153	14.115	16.562	1'47.431	251,2	15:13'55.968
2	39.041	32.123	14.138	16.592	1'41.894	249,4	15:15'37.862
3	39.004	32.084	14.144	16.584	1'41.816	249,4	15:17'19.678
4	39.242	32.075	14.062	16.554	1'41.933	251,7	15:19'01.611
5	39.059	32.184	14.038	16.603	1'41.884	250,6	15:20'43.495
6	38.978	32.136	14.077	16.207	1'41.398	251,7	15:22'24.893
7	38.963	32.241	14.056	16.457	1'41.717	250,6	15:24'06.610
8	39.103						
Race Time 11'58.073							

9 M. POLONI (1'41.739)							
Lap	Seg.1	Seg.2	Seg.3	Seg.4	Lap Time	km/h	Local Time
1		32.643	14.415	16.147	1'48.927	251,2	15:13'57.464
2	39.164	32.119	14.229	16.227	1'41.739	247,7	15:15'39.203
3	39.307	32.132	14.293	16.383	1'42.115	244,3	15:17'21.318
4	38.958	32.373	14.246	16.244	1'41.821	241,6	15:19'03.139

10 F. PAOLINO (1'43.060)							
Lap	Seg.1	Seg.2	Seg.3	Seg.4	Lap Time	km/h	Local Time
1		34.531	14.771	16.627	1'57.508	246,0	15:14'06.045
2	39.529	34.317	14.631	16.595	1'45.072	247,1	15:15'51.117
3	39.465	32.881	14.594	16.448	1'43.388	247,1	15:17'34.505
4	39.423	33.101	14.607	16.405	1'43.536	246,6	15:19'18.041
5	39.166	32.846	14.571	16.477	1'43.060	246,6	15:21'01.101
6	39.216	32.850	14.671	16.410	1'43.147	244,9	15:22'44.248
7	39.110	32.978	14.634	16.641	1'43.363	245,5	15:24'27.611
8	39.315	38.390	21.741	22.246	2'01.692	156,7	15:26'29.303
9	1'22.978	1'12.501	36.314	35.556	3'47.349	81,8	15:30'16.652
10	1'12.408	1'05.946	30.045	35.878	3'24.277	99,7	15:33'40.929
11	1'04.046	1'05.393	32.596	28.488	3'10.523	110,7	15:36'51.452
12	57.027	59.290	37.601	24.357	2'58.275	73,7	15:39'49.727
13	40.557	33.552	14.599	16.559	1'45.267	246,6	15:41'34.994
14	39.269	33.332	14.610	16.459	1'43.670	247,1	15:43'18.664
Race Time 31'10.127							

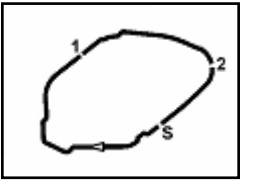
11 P. ROCCA (1'41.231)							
Lap	Seg.1	Seg.2	Seg.3	Seg.4	Lap Time	km/h	Local Time
1		33.559	14.308	16.563	1'55.087	249,4	15:14'03.624
2	39.175	32.603	14.394	16.063	1'42.235	250,6	15:15'45.859
3	39.093	32.693	14.244	16.141	1'42.171	252,9	15:17'28.030
4	38.656	32.208	14.190	16.226	1'41.280	252,9	15:19'09.310
5	38.742	32.151	14.255	17.164	1'42.312	248,3	15:20'51.622
6	38.743	32.112	14.228	16.148	1'41.231	251,2	15:22'32.853
7	38.877	32.718	14.323	16.556	1'42.474	250,6	15:24'15.327
8	39.279	34.404	18.375	23.558	1'55.616	149,0	15:26'10.943
9	1'38.985	1'12.089	36.267	35.356	4'02.697	77,4	15:30'31.640
10	1'11.649	1'05.827	30.779	36.215	3'24.470	103,3	15:33'38.110
11	1'04.561	1'04.695	31.603	29.247	3'10.106	113,7	15:36'48.216
12	57.225	1'00.057	37.767	24.585	2'59.634	78,1	15:39'47.850
13	40.590	32.380	14.502	16.307	1'43.779	248,8	15:41'31.629
14	39.195	33.072	14.497	16.867	1'43.631	248,3	15:43'15.260
Race Time 31'06.723							

12 G. COVINI (1'41.540)							
Lap	Seg.1	Seg.2	Seg.3	Seg.4	Lap Time	km/h	Local Time
1		34.194	14.319	16.032	1'53.511	248,8	15:14'02.048
2	39.702	32.834	14.320	16.177	1'43.033	248,8	15:15'45.081
3	39.138	32.216	14.202	16.112	1'41.668	244,3	15:17'26.749
4	38.828	32.184	14.215	16.313	1'41.540	241,6	15:19'08.289
5	38.947	31.916	14.174	18.188	1'43.225	250,0	15:20'51.514
6	51.138	42.126	21.236	30.718	2'25.218P	152,5	15:23'16.732
Race Time 11'08.195							

17 N. TAYLOR (1'40.661)							
Lap	Seg.1	Seg.2	Seg.3	Seg.4	Lap Time	km/h	Local Time
1		33.010	14.202	16.007	1'52.828	250,0	15:14'01.365
2	39.750	32.352	14.224	16.330	1'42.656	245,5	15:15'44.021
3	39.066	31.449	14.086	16.060	1'40.661	249,4	15:17'24.682
4	39.271	31.403	14.034	16.125	1'40.833	250,0	15:19'05.515
5	39.375	32.222	14.197	16.204	1'41.998	249,4	15:20'47.513
6	39.271	31.608	14.136	16.007	1'41.022	248,8	15:22'28.535
7	39.279	31.674	14.269	16.076	1'41.298	246,0	15:24'09.833
8	39.075	34.777	19.174	26.113	1'59.139	149,8	15:26'08.972
9	1'39.525	1'12.084	36.819	34.645	4'03.073	83,9	15:30'12.045
10	1'12.230	1'05.896	30.750	31.810	3'20.686	104,9	15:33'32.731
11	1'09.089	1'04.480	31.742	29.284	3'14.595	113,4	15:36'47.326
12	57.332	1'00.195	37.790	24.890	3'00.207	79,1	15:39'47.533
13	39.085	32.326	14.324	16.436	1'42.171	248,3	15:41'29.704
14	39.145	31.887	14.104	16.876	1'42.012	250,0	15:43'11.716

09/06/2024

P = Pits In/Out - C = Lap Time Cancelled



ACI Racing Weekend Pergusa, 8-9 Giugno 2024
TCR Italy - Analisi Tempi Race 2

Pergusa 4.950 m

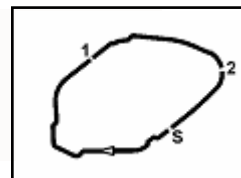
Start at 15:12'08.537

2 / 3

27 R. VOLT (1'41.515)							
Lap	Seg.1	Seg.2	Seg.3	Seg.4	Lap Time	km/h	Local Time
1		32.515	14.395	16.367	1'47.169	247,7	15:13'55.706
2	38.794	32.351	14.312	16.424	1'41.881	247,1	15:15'37.587
3	38.881	32.206	14.313	16.494	1'41.894	247,1	15:17'19.481
4	38.921	32.236	14.346	16.271	1'41.774	245,5	15:19'01.255
5	38.819	32.270	14.341	16.085	1'41.515	247,1	15:20'42.770
6	38.856	32.144	14.359	16.192	1'41.551	246,6	15:22'24.321
7	38.708	32.191	14.278	16.485	1'41.662	247,7	15:24'05.983
8	38.793	32.382	18.454	24.437	1'54.066	148,8	15:26'00.049
9	1'43.787	1'13.125	37.044	34.570	4'08.526	88,3	15:30'08.575
10	1'12.810	1'05.694	30.917	31.404	3'20.825	98,7	15:33'29.400
11	1'09.039	1'04.961	31.080	29.212	3'14.292	108,9	15:36'43.692
12	58.854	1'00.290	38.166	24.681	3'01.991	84,0	15:39'45.683
13	39.294	32.633	14.303	16.269	1'42.499	247,7	15:41'28.182
14	38.814	32.357	14.398	16.638	1'42.207	244,9	15:43'10.389
Race Time 31'03.179							
67 M. PELLEGRINI							
Lap	Seg.1	Seg.2	Seg.3	Seg.4	Lap Time	km/h	Local Time
1		52.724	22.870	36.771	2'45.292P	143,4	15:14'53.829
2	2'12.170	44.747	20.920	34.930	3'52.767P	153,6	15:18'46.596
Race Time 6'38.059							
72 S. PELATTI (1'42.958)							
Lap	Seg.1	Seg.2	Seg.3	Seg.4	Lap Time	km/h	Local Time
1		34.357	14.676	16.967	1'58.426	248,8	15:14'06.963
2	39.735	33.846	14.506	16.868	1'44.955	248,3	15:15'51.918
3	39.567	32.653	14.465	16.863	1'43.548	248,8	15:17'35.466
4	39.347	32.864	14.466	16.871	1'43.548	249,4	15:19'19.014
5	39.198	32.474	14.439	16.847	1'42.958	249,4	15:21'01.972
6	39.676	32.346	14.442	16.896	1'43.360	248,3	15:22'45.332
7	39.389	32.794	14.524	16.898	1'43.605	248,3	15:24'28.937
8	39.209	38.717	23.256	20.997	2'02.179	155,8	15:26'31.116
9	1'23.563	1'11.423	36.580	35.887	3'47.453	99,6	15:30'18.569
10	1'12.926	1'04.931	31.122	34.636	3'23.615	107,6	15:33'42.184
11	1'04.784	1'04.689	32.899	28.262	3'10.634	110,8	15:36'52.818
12	57.502	58.729	37.311	24.051	2'57.593	62,5	15:39'50.411
13	40.731	33.704	14.583	16.640	1'45.658	250,6	15:41'36.069
14	43.135	53.630	23.481	25.286	2'25.532	141,5	15:44'01.601
Race Time 31'53.064							
76 A. LEY (1'44.182)							
Lap	Seg.1	Seg.2	Seg.3	Seg.4	Lap Time	km/h	Local Time
1		32.278	14.332	16.311	1'49.415	248,3	15:13'57.952
2	1'08.300	50.695	22.521	32.850	2'54.366P	141,9	15:16'52.318
3	3'11.194	32.753	14.603	16.921	4'15.471P	246,0	15:21'07.789
4	38.976	35.630	15.237	17.384	1'47.227	228,3	15:22'55.016
5	38.676	32.848	14.979	17.679	1'44.182	235,8	15:24'39.198
6	40.196	52.600	21.119	22.762	2'16.677	143,6	15:26'55.875
7	1'02.039	1'10.097	37.650	35.938	3'25.724	93,8	15:30'21.599
8	1'11.990	1'04.915	31.198	34.591	3'22.694	93,4	15:33'44.293
9	1'05.035	1'03.577	33.217	28.744	3'10.573	102,1	15:36'54.866
10	57.387	58.203	37.552	23.429	2'56.571	62,9	15:39'51.437
11	40.411	33.204	15.510	17.343	1'46.468	223,6	15:41'37.905
12	41.547	35.668	14.483	16.677	1'48.375	246,6	15:43'26.280
Race Time 31'17.743							
81 D. REDUZZI (1'40.728)							
Lap	Seg.1	Seg.2	Seg.3	Seg.4	Lap Time	km/h	Local Time
1		33.159	14.326	16.250	1'52.230	249,4	15:14'00.767
2	40.137	32.120	14.282	16.062	1'42.601	247,7	15:15'43.368
3	39.080	31.533	14.186	15.953	1'40.752	248,8	15:17'24.120
4	39.211	31.455	14.154	15.908	1'40.728	250,6	15:19'04.848
5	39.660	32.256	14.373	16.633	1'42.922	247,1	15:20'47.770
6	39.367	31.735	14.260	16.093	1'41.455	248,3	15:22'29.225
7	39.211	31.466	14.295	16.298	1'41.270	246,6	15:24'10.495
8	39.455	39.848	28.190	36.671	2'24.164P	117,5	15:26'34.659
9	2'03.768	40.407	29.186	35.743	3'49.104P	101,8	15:30'23.763
10	1'12.377	1'04.785	31.218	33.920	3'22.300	97,3	15:33'46.063
11	1'05.606	1'03.685	32.661	29.233	3'11.185	105,0	15:36'57.248
12	56.665	58.112	38.194	22.503	2'55.474	58,0	15:39'52.722
13	40.352	32.128	14.490	16.617	1'43.587	247,7	15:41'36.309
14	39.362	32.310	14.651	16.804	1'43.127	248,3	15:43'19.436
Race Time 31'10.899							
87 J. PARK (1'40.533)							
Lap	Seg.1	Seg.2	Seg.3	Seg.4	Lap Time	km/h	Local Time
1							
2							
3							
4							
5							
6							
7							
8							
9							
10							
11							
12							
13							
14							
Race Time 31'02.538							
44 M. IMBERTI (1'40.765)							
Lap	Seg.1	Seg.2	Seg.3	Seg.4	Lap Time	km/h	Local Time
1		32.376	14.449	16.103	1'50.831	248,8	15:13'59.368
2	41.134	32.074	14.396	15.916	1'43.520	246,6	15:15'42.888
3	38.840	31.594	14.314	16.147	1'40.895	247,7	15:17'23.783
4	38.951	31.498	14.042	16.274	1'40.765	249,4	15:19'04.548
5	39.043	32.875	14.483	16.071	1'42.472	245,5	15:20'47.020
6	39.208	31.586	14.188	16.143	1'41.125	247,1	15:22'28.145
7	39.040	31.617	14.168	16.086	1'40.911	248,8	15:24'09.056
8	39.101	34.969	18.548	26.721	1'59.339	138,6	15:26'08.395
9	1'39.162	1'11.749	37.231	34.802	4'02.944	85,8	15:30'11.339
10	1'12.214	1'05.448	30.982	31.851	3'20.495	102,6	15:33'31.834
11	1'09.004	1'04.167	32.044	29.502	3'14.717	119,9	15:36'46.551
12	57.022	1'00.263	37.988	24.999	3'00.272	82,3	15:39'46.823
13	39.101	32.741	14.499	16.120	1'42.461	243,2	15:41'29.284
14	39.150	31.905	14.490	16.246	1'41.791	244,3	15:43'11.075
Race Time 31'02.538							
64 L. LOSONCZY (1'41.712)							
Lap	Seg.1	Seg.2	Seg.3	Seg.4	Lap Time	km/h	Local Time
1		33.471	14.370	16.647	1'55.682	249,4	15:14'04.219
2	40.008	33.143	14.362	15.916	1'43.429	249,4	15:15'47.648
3	39.108	32.196	14.289	16.119	1'41.712	250,6	15:17'29.360
4	39.228	32.026	14.297	16.711	1'42.262	250,0	15:19'11.622
5	39.040	32.208	14.278	16.496	1'42.022	250,0	15:20'53.644
6	39.445	32.064	14.270	16.037	1'41.816	250,0	15:22'35.460
7	38.562	31.942	14.536	17.018	1'42.058	248,3	15:24'17.518
8	38.767	33.924	17.992	23.185	1'53.868	155,6	15:26'11.386
9	1'38.970	1'12.132	36.817	35.446	4'03.365	85,0	15:30'14.751
Race Time 31'02.538							

09/06/2024

P = Pits In/Out - C = Lap Time Cancelled



Pergusa 4.950 m

3 / 3

ACI Racing Weekend Pergusa, 8-9 Giugno 2024
TCR Italy - Analisi Tempi Race 2

Start at 15:12'08.537

1		32.230	14.355	16.226	1'50.539	247,7	15:13'59.076
2	41.786	44.596	18.543	30.786	2'15.711P	182,4	15:16'14.787
3	3'02.849	32.692	14.752	15.959	4'06.252P	240,0	15:20'21.039
4	38.916	31.649	14.560	15.804	1'40.929	242,2	15:22'01.968
5	38.886	31.386	14.548	15.713	1'40.533	241,6	15:23'42.501
6	38.986	31.664	14.644	15.839	1'41.133	242,2	15:25'23.634
7	42.457	38.902	15.332	18.649	1'55.340	211,8	15:27'18.974
8	42.934	1'09.824	35.197	35.896	3'03.851	100,9	15:30'22.825
9	1'12.601	1'04.979	30.968	34.081	3'22.629	98,0	15:33'45.454
10	1'05.617	1'03.432	32.888	29.200	3'11.137	101,4	15:36'56.591
11	56.664	58.126	37.809	22.838	2'55.437	60,3	15:39'52.028
12	40.231	34.486	20.661	17.365	1'52.743	161,9	15:41'44.771
13	39.219	31.684	14.579	16.661	1'42.143	242,7	15:43'26.914

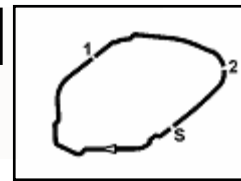
Race Time 31'18.377

97 J. PARK (1'41.750)

Lap	Seg.1	Seg.2	Seg.3	Seg.4	Lap Time	km/h	Local Time
1		32.147	14.288	16.343	1'47.723	247,7	15:13'56.260
2	39.051	32.131	14.232	16.466	1'41.880	248,3	15:15'38.140
3	38.928	32.153	14.271	16.440	1'41.792	247,7	15:17'19.932
4	39.458	31.995	14.205	16.284	1'41.942	248,8	15:19'01.874
5	39.247	32.232	14.257	16.035	1'41.771	247,1	15:20'43.645
6	39.360	32.006	14.264	16.120	1'41.750	246,6	15:22'25.395
7	38.795	32.482	14.348	16.146	1'41.771	245,5	15:24'07.166
8	39.000	44.801	27.916	36.587	2'28.304P	120,9	15:26'35.470

Race Time 14'26.933





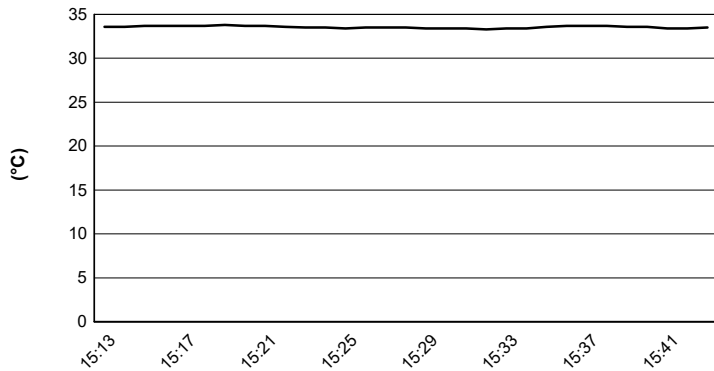
Pergusa 4.950 m

ACI Racing Weekend Pergusa, 8-9 Giugno 2024

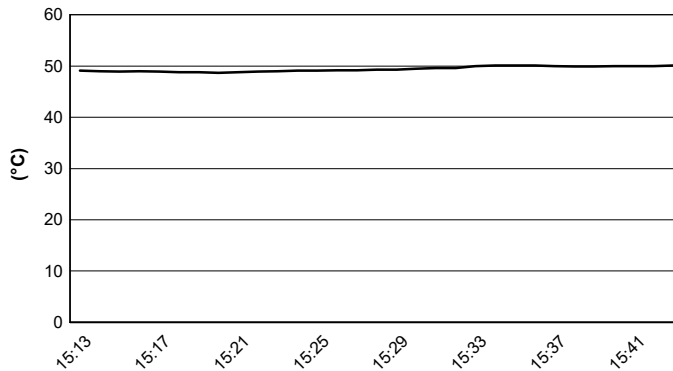
TCR Italy - Meteo Race 2

Session started 15:12 - Session ended 15:44

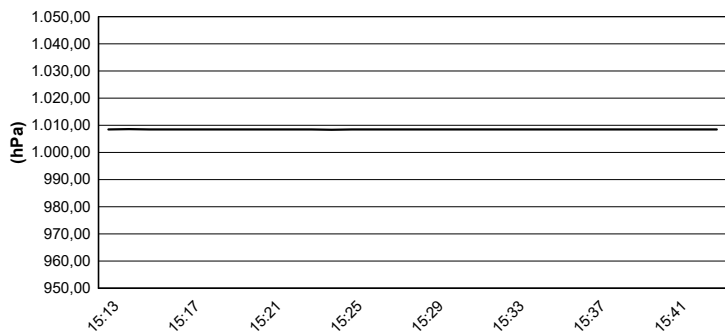
Air Temperature



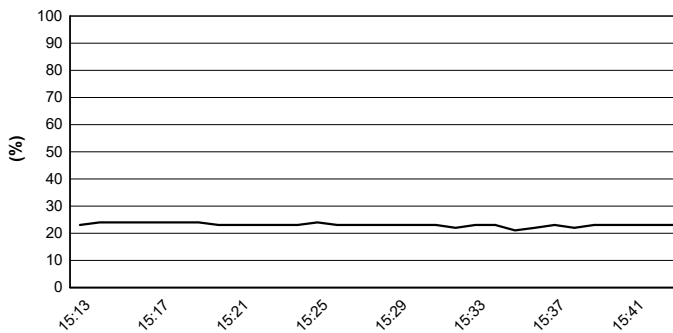
Track Temperature



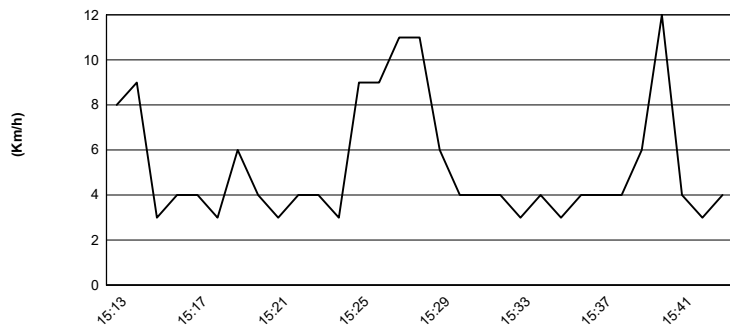
Air Pressure



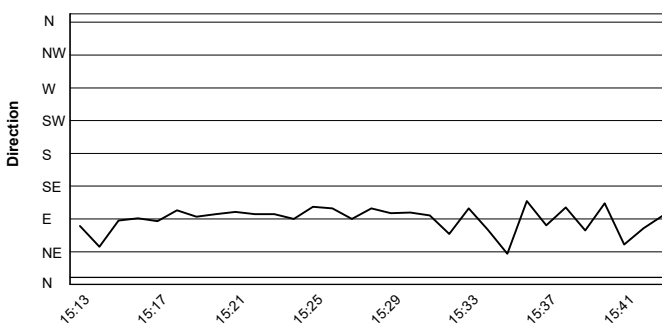
Humidity



Wind Speed

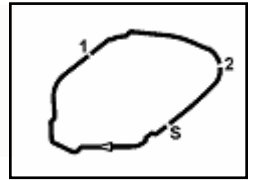


Wind Direction



09/06/2024




ACI Racing Weekend Pergusa, 8-9 Giugno 2024
TCR Italy - Griglia Gara 2 (Duration: 28' +1 Lap)

3	GURRIERI R. Girasole	Cupra 1'45.549	91	MARTINEZ L. Pinetti Motorsport	Audi	12
53	CAPPELLO E. MM Motorsport	Honda 1'43.058	72	PELATTI S. PMA Motorsport	Audi 1'43.491	11
10	PAOLINO F. Target	Hyundai 1'42.205	67	PELLEGRINI M. Pinetti Motorsport	Audi 1'42.678	10
64	LOSONCZY L. ALM Motorsport	Honda 1'41.432	5	BARBERINI C. NOS	Cupra 1'42.146	9
38	BARBERI F. Aikoa Racing	Audi 1'41.037	12	COVINI G. BRC Racing Team	Hyundai 1'41.198	8
69	FOSSATI T. FOX Racing Team	Audi 1'40.724	81	REDUZZI D. Trico WRT	Hyundai 1'40.758	7
87	PARK J. Solite Indigo Racing	Hyundai 1'39.985	11	ROCCA P. ALM Motorsport	Honda 1'40.027	6
4	TAVANO S. Girasole	Cupra 1'38.985	7	KIM H. Target	Hyundai 1'39.827	5
9	POLONI M. Gear Works	Audi 1'39.389	17	TAYLOR N. PMA Motorsport	Audi 1'39.342	4
76	LEY A. Target	Hyundai 1'39.510	44	IMBERTI M. Kombat Motorsport	Hyundai 1'39.413	3
8	BALDAN N. Aikoa Racing	Audi 1'39.676	97	PARK J. Solite Indigo Racing	Hyundai 1'39.584	2
			27	VOLT R. ALM Motorsport	Honda 1'39.770	1

