

ACI Racing Weekend Pergusa, 8-9 Giugno 2024

TCR Italy DSG - Classifica Race 2

Laps 13 = 64,350 km - Avg 153,637 km/h - Race Time 25'07.841

Pergusa 4.950 m

No.	Driver	Nat	Entrant	Team	Car	Class	Laps	Time	Gap	Rel.	Fastest Lap	
1	131 SILVESTRINI Paolo Maria	ITA	Silvestrini Paolo Maria	Progetto E20	Audi RS3 DSG		13	25'07.841		3	1'44.745	
2	191 FRANCA Luca	ITA	Aikoa Racing	Aikoa Racing	Audi RS3 DSG		13	25'08.365	0.524	0.524	3	1'44.262
3	111 ROCCADELLI Matteo	ITA	Roccadelli Matteo		Cupra Leon	UU	13	25'08.980	1.139	0.615	9	1'43.550
4	139 VERDI Luca	ITA	Verdi Luca	Planet Motorsport	Audi RS3 DSG	UU	13	25'13.171	5.330	4.191	12	1'44.190
5	174 ALCIDI Alessandro	ITA	Alcidi Alessandro	Tuder Motorsport	Volkswagen Golf DSG		13	25'20.430	12.589	7.259	11	1'45.723
6	108 MUCCIO Ezio	ITA	Muccio Ezio		Volkswagen Golf DSG		13	25'23.564	15.723	3.134	12	1'45.523
7	123 ANTONELLO Fabio	ITA	Antonello Fabio	RC Motorsport	Cupra Leon	MA	13	25'31.134	23.293	7.570	9	1'45.733
8	178 BERTON Alessandro	ITA	Berton Alessandro		Cupra Leon	MA	13	25'45.930	38.089	14.796	7	1'47.939
9P	167 FAZIOLI Andrea	ITA	Fazioli Andrea	Brothers in Arms	Cupra Leon	MA	13	26'10.305	1'02.464	24.375	8	1'46.494
10	102 FANTILLI Giorgio	ITA	Fantilli Giorgio		Cupra Leon	MA	12	23'56.264	1 Lap	1 Lap	8	1'47.071
11	119 PALANTI Paolo	ITA	Aikoa Racing	Aikoa Racing	Audi RS3 DSG	MA	12	24'12.776	1 Lap	16.512	8	1'46.798
----- Not Classified -----												
RET	129 DAMANTE Emilio	ITA	Damante Emilio		Cupra Leon		6	13'02.268	7 Laps		2	1'49.696
RET	107 MARINO Angelo	ITA	Marino Angelo	AC Racing	Audi RS3 DSG		4	7'38.561	9 Laps		2	1'45.482
RET	184 LANCELLOTTI Mattia	ITA	Lancellotti Mattia		Cupra Leon	UU	0					
NS	185 LISI Alessandro	ITA	Lisi Alessandro		Cupra Leon							

Starting: 15 Classified: 11 Not Classified: 0 Retired: 3 Not Started: 1

Fastest Lap N. 9 No. 111 Matteo Roccadelli Time 1'43.550 Avg. 172,091 Km/h

Humidity:	23%	AIR	32°C
Condition:	DRY	Track	46°C

Penalty and Infringement

17.47 **167 A. FAZIOLI**

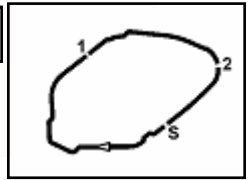
Time Penalty 10 sec - Stewards dec. n. 8

Stewards : Ronny Guarini Graziella Arberi Rino Mastronardi

Start 09/06/2024 16:25
End 16:51

Powered by FICr PERUGIA TIMING





Pergusa 4.950 m

ACI Racing Weekend Pergusa, 8-9 Giugno 2024

TCR Italy DSG - Classifica Master Race 2

Laps 13 = 64,350 km - Avg 151,300 km/h - Race Time 25'31.134

No.	Driver	Nat	Entrant	Team	Car	Class	Laps	Time	Gap	Rel.	Fastest Lap
1	123 ANTONELLO Fabio	ITA	Antonello Fabio	RC Motorsport	Cupra Leon	MA	13	25'31.134		9	1'45.733
2	178 BERTON Alessandro	ITA	Berton Alessandro		Cupra Leon	MA	13	25'45.930	14.796	14.796	7 1'47.939
3	167 FAZIOLI Andrea	ITA	Fazioli Andrea	Brothers in Arms	Cupra Leon	MA	13	26'00.305	29.171	14.375	8 1'46.494
4	102 FANTILLI Giorgio	ITA	Fantilli Giorgio		Cupra Leon	MA	12	23'56.264	1 Lap	1 Lap	8 1'47.071
5	119 PALANTI Paolo	ITA	Aikoa Racing	Aikoa Racing	Audi RS3 DSG	MA	12	24'12.776	1 Lap	16.512	8 1'46.798

Starting: 5 Classified: 5 Not Classified: 0 Retired: 0 Not Started: 0
 Fastest Lap N. 9 No. 123 Fabio Antonello Time 1'45.733 Avg. 168,538 Km/h

Humidity:	23%	AIR	32°C
Condition:	DRY	Track	46°C

Clerk of the Course : Graziano Basile

Race Director : Gianluca Marotta

	Start	End
09/06/2024	16:25	16:51



Pergusa 4.950 m

ACI Racing Weekend Pergusa, 8-9 Giugno 2024

TCR Italy DSG - Classifica Under Race 2

Laps 13 = 64,350 km - Avg 153,521 km/h - Race Time 25'08.980

No.	Driver	Nat	Entrant	Team	Car	Class	Laps	Time	Gap	Rel.	Fastest Lap
1	111 ROCCADELLI Matteo	ITA	Roccadelli Matteo		Cupra Leon	UU	13	25'08.980		9	1'43.550
2	139 VERDI Luca	ITA	Verdi Luca	Planet Motorsport	Audi RS3 DSG	UU	13	25'13.171	4.191	4.191	12 1'44.190
----- Not Classified -----											
RET	184 LANCELOTTI Mattia	ITA	Lancellotti Mattia		Cupra Leon	UU	0				

Starting: 3 Classified: 2 Not Classified: 0 Retired: 1 Not Started: 0

Fastest Lap N. 9 No. 111 Matteo Roccadelli Time 1'43.550 Avg. 172,091 Km/h

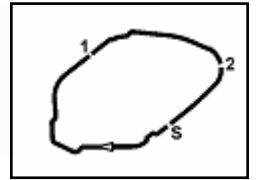
Humidity:	23%	AIR	32°C
Condition:	DRY	Track	46°C

Clerk of the Course : Graziano Basile

Race Director : Gianluca Marotta

	Start	End
09/06/2024	16:25	16:51



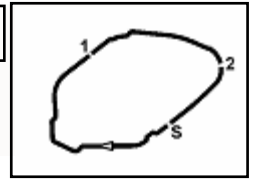


Pergusa 4.950 m

ACI Racing Weekend Pergusa, 8-9 Giugno 2024
TCR Italy DSG - Contagiri Race 2

		Lap												
	1	2	3	4	5	6	7	8	9	10	11	12	13	
1	131	131	131	131	131	131	131	131	131	131	131	131	131	
2	107	107	191	191	191	191	191	191	191	191	191	191	191	
3	191	191	107	107	111	174	139	139	139	139	139	139	111	
4	174	174	111	111	139	139	174	111	111	111	111	111	139	
5	111	111	139	139	174	108	108	174	174	174	174	174	174	
6	108	108	174	174	108	167	111	108	108	108	108	108	108	
7	139	139	108	108	123	123	123	123	123	123	123	123	123	
8	167	123	123	123	167	111	119	119	119	119	119	178	178	
9	123	167	167	167	119	119	178	102	102	178	178	102	167	
10	119	119	119	119	129	178	102	178	178	167	102	167		
11	129	129	129	129	178	102	167	167	102	167	119			
12	178	178	178	178	102	129								
13	102	102	102	102										

Final Result		
1	131 SILVESTRINI P.	Laps 13
2	191 FRANCA L.	0.524
3	111 ROCCAPELLI M.	1.139
4	139 VERDI L.	5.330
5	174 ALCIDI A.	12.589
6	108 MUCCIO E.	15.723
7	123 ANTONELLO F.	23.293
8	178 BERTON A.	38.089
9	167 FAZIOLI A.	52.464
10	102 FANTILLI G.	1 Lap
11	119 PALANTI P.	1 Lap
RET	129 DAMANTE E.	7 Laps
RET	107 MARINO A.	9 Laps
RET	184 LANCELLOTTI M.	
NS	185 LISI A.	



ACI Racing Weekend Pergusa, 8-9 Giugno 2024

TCR Italy DSG - Best Sectors & Speed Race 2

RESULTS

1	131 SILVESTRINI Paolo Maria	Audi RS3 DSG	Laps 13
2	191 FRANCA Luca	Audi RS3 DSG	0.524
3	111 ROCCADELLI Matteo	Cupra Leon	1.139
4	139 VERDI Luca	Audi RS3 DSG	5.330
5	174 ALCIDI Alessandro	Volkswaeden Golf DSG	12.589
6	108 MUCCIO Ezio	Volkswaeden Golf DSG	15.723
7	123 ANTONELLO Fabio	Cupra Leon	23.293
8	178 BERTON Alessandro	Cupra Leon	38.089
9	167 FAZIOLI Andrea	Cupra Leon	52.464
10	102 FANTILLI Giorgio	Cupra Leon	1 Lap
11	119 PALANTI Paolo	Audi RS3 DSG	1 Lap
RET	129 DAMANTE Emilio	Cupra Leon	7 Laps
RET	107 MARINO Angelo	Audi RS3 DSG	9 Laps
RET	184 LANCELOTTI Mattia	Cupra Leon	
NS	185 LISI Alessandro	Cupra Leon	

SPEED

1	139 VERDI Luca	Audi RS3 DSG	243,8
2	102 FANTILLI Giorgio	Cupra Leon	241,6
3	123 ANTONELLO Fabio	Cupra Leon	241,1
4	107 MARINO Angelo	Audi RS3 DSG	240,5
5	191 FRANCA Luca	Audi RS3 DSG	240,0
6	108 MUCCIO Ezio	Volkswagen Golf DSG	240,0
7	111 ROCCADELLI Matteo	Cupra Leon	239,5
8	119 PALANTI Paolo	Audi RS3 DSG	238,4
9	131 SILVESTRINI Paolo Maria	Audi RS3 DSG	238,4
10	174 ALCIDI Alessandro	Volkswagen Golf DSG	238,4
11	167 FAZIOLI Andrea	Cupra Leon	237,4
12	178 BERTON Alessandro	Cupra Leon	236,8
13	129 DAMANTE Emilio	Cupra Leon	234,3

SEG. 1

1	111 ROCCADELLI Matteo	39.673
2	139 VERDI Luca	39.681
3	131 SILVESTRINI Paolo Maria	40.166
4	191 FRANCA Luca	40.230
5	123 ANTONELLO Fabio	40.303
6	108 MUCCIO Ezio	40.310
7	174 ALCIDI Alessandro	40.451
8	102 FANTILLI Giorgio	40.539
9	119 PALANTI Paolo	40.560
10	167 FAZIOLI Andrea	40.569
11	107 MARINO Angelo	40.593
12	178 BERTON Alessandro	40.757
13	129 DAMANTE Emilio	40.994

SEG. 2

1	111 ROCCADELLI Matteo	32.488
2	139 VERDI Luca	32.786
3	191 FRANCA Luca	32.835
4	131 SILVESTRINI Paolo Maria	32.928
5	107 MARINO Angelo	33.053
6	108 MUCCIO Ezio	33.172
7	174 ALCIDI Alessandro	33.515
8	123 ANTONELLO Fabio	33.651
9	119 PALANTI Paolo	33.680
10	167 FAZIOLI Andrea	33.925
11	102 FANTILLI Giorgio	34.117
12	178 BERTON Alessandro	34.232
13	129 DAMANTE Emilio	35.167

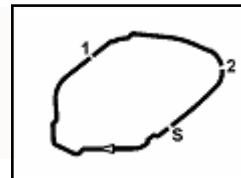
SEG. 3

1	139 VERDI Luca	14.597
2	191 FRANCA Luca	14.688
3	111 ROCCADELLI Matteo	14.720
4	131 SILVESTRINI Paolo Maria	14.758
5	107 MARINO Angelo	14.840
6	102 FANTILLI Giorgio	14.872
7	119 PALANTI Paolo	14.899
8	123 ANTONELLO Fabio	14.911
9	108 MUCCIO Ezio	14.969
10	167 FAZIOLI Andrea	14.980
11	174 ALCIDI Alessandro	15.065
12	129 DAMANTE Emilio	15.109
13	178 BERTON Alessandro	15.157

SEG. 4

1	111 ROCCADELLI Matteo	16.248
2	191 FRANCA Luca	16.290
3	174 ALCIDI Alessandro	16.356
4	139 VERDI Luca	16.468
5	131 SILVESTRINI Paolo Maria	16.522
6	108 MUCCIO Ezio	16.551
7	123 ANTONELLO Fabio	16.630
8	119 PALANTI Paolo	16.858
9	167 FAZIOLI Andrea	16.875
10	107 MARINO Angelo	16.896
11	102 FANTILLI Giorgio	17.097
12	178 BERTON Alessandro	17.266
13	129 DAMANTE Emilio	17.625





ACI Racing Weekend Pergusa, 8-9 Giugno 2024

TCR Italy DSG - Analisi Tempi Race 2

Pergusa 4.950 m

Start at 16:25'01.767

1 / 2

102 G. FANTILLI (1'47.071)							
Lap	Seg.1	Seg.2	Seg.3	Seg.4	Lap Time	km/h	Local Time
1		36.679	15.138	17.420	2'00.684	238,9	16:27'02.451
2	41.115	35.660	15.196	17.619	1'49.590	218,2	16:28'52.041
3	40.914	36.000	15.251	17.116	1'49.281	237,4	16:30'41.322
4	41.264	47.202	19.282	22.428	2'10.176	163,9	16:32'51.498
5	1'16.535	1'15.332	29.421	19.324	3'20.612	167,7	16:36'12.110
6	42.376	36.109	15.163	18.226	1'51.874	218,6	16:38'03.984
7	41.145	34.117	14.872	17.376	1'47.510	228,3	16:39'51.494
8	40.539	34.390	15.045	17.097	1'47.071	241,6	16:41'38.565
9	40.645	34.902	15.259	17.717	1'48.523	238,9	16:43'27.088
10	44.148	35.895	15.232	17.452	1'52.727	226,4	16:45'19.815
11	41.217	34.503	15.286	17.942	1'48.948	219,1	16:47'08.763
12	41.211	35.227	15.314	17.516	1'49.268	227,8	16:48'58.031
13	1'12.829						

Race Time 23'56.264

107 A. MARINO (1'45.482)							
Lap	Seg.1	Seg.2	Seg.3	Seg.4	Lap Time	km/h	Local Time
1		33.884	14.909	16.896	1'51.786	240,0	16:26'53.553
2	40.678	33.053	14.840	16.911	1'45.482	239,5	16:28'39.035
3	40.898	33.260	14.875	17.025	1'46.058	240,5	16:30'25.093
4	40.593	39.893	26.327	28.422	2'15.235	106,4	16:32'40.328
5	1'18.160	1'17.286	29.836			115,9	

Race Time 7'38.561

108 E. MUCCIO (1'45.523)							
Lap	Seg.1	Seg.2	Seg.3	Seg.4	Lap Time	km/h	Local Time
1		34.736	15.193	17.406	1'54.714	235,8	16:26'56.481
2	40.620	34.148	15.095	16.720	1'46.583	238,4	16:28'43.064
3	42.148	33.709	14.969	17.401	1'48.227	240,0	16:30'31.291
4	40.749	41.902	20.961	29.187	2'12.799	118,4	16:32'44.090
5	1'17.585	1'17.425	28.372	22.540	3'25.922	157,9	16:36'10.012
6	41.524	34.409	15.101	17.422	1'48.456	237,9	16:37'58.468
7	40.911	34.243	15.082	16.705	1'46.941	236,8	16:39'45.409
8	41.279	33.521	15.068	16.965	1'46.833	237,4	16:41'32.242
9	40.530	33.917	15.022	16.941	1'46.410	237,4	16:43'18.652
10	40.936	33.599	15.122	16.665	1'46.322	237,4	16:45'04.974
11	40.310	34.168	15.262	16.551	1'46.291	236,3	16:46'51.265
12	40.370	33.454	15.122	16.577	1'45.523	237,4	16:48'36.788
13	41.525	33.172	15.122	18.724	1'48.543	236,3	16:50'25.331

Race Time 25'23.564

111 M. ROCCADELLI (1'43.550)							
Lap	Seg.1	Seg.2	Seg.3	Seg.4	Lap Time	km/h	Local Time
1		34.705	14.965	17.009	1'54.277	236,3	16:26'56.044
2	40.355	34.269	15.056	16.611	1'46.291	236,8	16:28'42.335
3	40.411	33.330	14.959	16.422	1'45.122	236,3	16:30'27.457
4	40.130	38.555	26.163	28.508	2'13.356	107,0	16:32'40.813
5	1'18.313	1'17.338	29.031	23.717	3'28.399	139,5	16:36'09.212
6	40.201	33.158	14.809	23.137	1'51.305	238,4	16:38'00.517
7	41.415	33.017	14.796	16.385	1'45.613	237,4	16:39'46.130
8	40.427	32.675	14.813	16.366	1'44.281		16:41'30.411
9	39.673	32.765	14.864	16.248	1'43.550	236,8	16:43'13.961
10	40.358	32.826	14.913	16.545	1'44.642	236,8	16:44'58.603
11	39.831	32.488	14.736	16.553	1'43.608	239,5	16:46'42.211
12	40.376	32.546	14.720	16.499	1'44.141	238,9	16:48'26.352
13	39.883	32.780	14.900	16.832	1'44.395	236,3	16:50'10.747
14	40.402						

Race Time 25'08.980

119 P. PALANTI (1'46.798)							
Lap	Seg.1	Seg.2	Seg.3	Seg.4	Lap Time	km/h	Local Time
1		35.804	15.063	17.565	1'58.554	237,4	16:27'00.321
2	41.504	34.395	15.183	17.721	1'48.803	230,3	16:28'49.124
3	41.039	35.238	15.535	17.681	1'49.493	235,8	16:30'38.617

4	41.787	42.237	17.750	26.736	2'08.510	154,3	16:32'47.127
5	1'16.896	1'16.963	28.860	20.845	3'23.564	184,3	16:36'10.691
6	42.373	35.013	15.304	17.401	1'50.091	236,3	16:38'00.782
7	41.396	34.217	15.179	16.858	1'47.650	236,8	16:39'48.432
8	40.919	33.680	14.899	17.300	1'46.798	238,4	16:41'35.230
9	40.631	34.306	15.192	16.994	1'47.123	237,9	16:43'22.353
10	40.560	34.906	15.590	16.878	1'47.934	234,8	16:45'10.287
11	41.349	35.675	15.860	16.967	1'49.851	232,3	16:47'00.138
12	1'01.771	37.955	16.111	18.568	2'14.405	207,3	16:49'14.543
13	42.897	36.869	16.029				228,3

Race Time 24'12.776

123 F. ANTONELLO (1'45.733)							
Lap	Seg.1	Seg.2	Seg.3	Seg.4	Lap Time	km/h	Local Time
1		36.641	15.101	17.357	1'57.910	234,3	16:26'59.677
2	40.942	35.359	15.229	16.751	1'48.281	235,3	16:28'47.958
3	41.194	34.189	15.309	17.323	1'48.015	234,8	16:30'35.973
4	41.214	42.193	19.452	26.045	2'08.904	156,3	16:32'44.877
5	1'17.722	1'17.188	28.764	21.646	3'25.320	163,9	16:36'10.197
6	42.719	34.614	15.191	17.523	1'50.047	236,3	16:38'00.244
7	41.187	34.417	15.248	16.630	1'47.482	236,8	16:39'47.726
8	40.624	33.836	15.120	16.981	1'46.561	239,5	16:41'34.287
9	40.303	33.651	14.911	16.868	1'45.733	241,1	16:43'20.020
10	40.370	34.001	15.011	16.829	1'46.211	239,5	16:45'06.231
11	40.670	33.890	15.041	17.432	1'47.033	240,0	16:46'53.264
12	44.373	34.888	15.315	17.186	1'51.762	235,3	16:48'45.026
13	41.171	34.461	15.370	16.873	1'47.875	233,8	16:50'32.901

Race Time 25'31.134

129 E. DAMANTE (1'49.696)							
Lap	Seg.1	Seg.2	Seg.3	Seg.4	Lap Time	km/h	Local Time
1		35.990	15.109	17.625	1'59.304		16:27'01.071
2	41.519	35.239	15.295	17.643	1'49.696	234,3	16:28'50.767
3	41.387	35.167	15.501	17.729	1'49.784		16:30'40.551
4	40.994	42.810	19.380	24.280	2'07.464		16:32'48.015
5	1'17.035	1'16.678	29.022	20.500	3'23.235		16:36'11.250
6	42.453	36.304	15.259	18.769	1'52.785	230,8	16:38'04.035
7	52.663	48.094	21.692			146,1	

Race Time 13'02.268

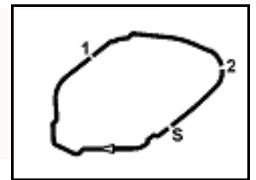
131 P. SILVESTRINI (1'44.745)							
Lap	Seg.1	Seg.2	Seg.3	Seg.4	Lap Time	km/h	Local Time
1		33.724	14.930	16.770	1'51.227	235,8	16:26'52.994
2	40.612	33.260	14.916	16.569	1'45.357	237,9	16:28'38.351
3	40.444	32.929	14.850	16.522	1'44.745	238,4	16:30'23.096
4	40.565	38.869	24.188	29.017	2'12.639	124,0	16:32'35.735
5	1'20.858	1'17.977	29.117	24.543	3'32.495	189,8	16:36'08.230
6	40.665	32.928	14.861	17.089	1'45.543	238,4	16:37'53.773
7	40.647	33.308	14.901	16.746	1'45.602	234,8	16:39'39.375
8	40.466	33.036	14.771	16.549	1'44.822	238,4	16:41'24.197
9	40.435	32.969	14.758	16.609	1'44.771	235,3	16:43'08.968
10	40.495	33.045	14.897	16.777	1'45.214	233,8	16:44'54.182
11	40.647	33.324	14.888	16.626	1'45.485	236,8	16:46'39.667
12	40.166	33.275	14.851	16.652	1'44.944	235,8	16:48'24.611
13	40.407	33.171	14.837	16.582	1'44.997	237,9	16:50'09.608
14	40.373						

Race Time 25'07.841

139 L. VERDI (1'44.190)							
Lap	Seg.1	Seg.2	Seg.3	Seg.4	Lap Time	km/h	Local Time
1		35.250	14.891	16.841	1'56.207	240,5	16:26'57.974
2	40.006	33.879	14.894	16.881	1'45.660	223,6	16:28'43.634
3	41.023	33.482	14.662	16.739	1'45.906	241,6	16:30'29.540
4	39.681	38.771	25.149	28.872	2'12.473	104,0	16:32'42.013
5	1'18.289	1'17.311	28.539	23.190	3'27.329	133,8	16:36'09.342
6	41.820	34.157	14.862	17.281	1'48.120	243,8	16:37'57.462

09/06/2024

P = Pits In/Out - C = Lap Time Cancelled



ACI Racing Weekend Pergusa, 8-9 Giugno 2024

TCR Italy DSG - Analisi Tempi Race 2

Pergusa 4.950 m

Start at 16:25'01.767

2 / 2

7	40.332	33.553	14.624	16.779	1'45.288	240,0	16:39'42.750	5	1'20.525	1'18.088	29.125	24.475	3'32.213	193,2	16:36'08.640	
8	40.002	33.310	14.618	16.468	1'44.398	241,6	16:41'27.148	6	40.587	32.869	14.707	16.978	1'45.141	240,0	16:37'53.781	
9	39.772	33.236	14.641	16.771	1'44.420	238,9	16:43'11.568	7	41.082	33.297	14.965	16.428	1'45.772	228,8	16:39'39.553	
10	39.925	33.709	14.730	17.141	1'45.505	234,8	16:44'57.073	8	40.584	33.094	14.847	16.340	1'44.865	232,8	16:41'24.418	
11	40.296	33.223	14.677	16.732	1'44.928	239,5	16:46'42.001	9	40.571	32.933	14.771	16.480	1'44.755	232,3	16:43'09.173	
12	40.016	32.786	14.597	16.791	1'44.190	235,8	16:48'26.191	10	40.712	32.984	15.079	16.731	1'45.506	233,8	16:44'54.679	
13	42.242	34.430	14.907	17.168	1'48.747	238,4	16:50'14.938	11	40.617	33.209	15.037	16.823	1'45.686	221,3	16:46'40.365	
14	40.771							12	40.346	32.877	14.981	16.436	1'44.640	221,3	16:48'25.005	
Race Time 25'13.171								13	40.430	33.127	14.889	16.681	1'45.127	232,3	16:50'10.132	
Race Time 25'08.365								14	40.239							

167 A. FAZIOLI (1'46.494)

Lap	Seg.1	Seg.2	Seg.3	Seg.4	Lap Time	km/h	Local Time
1		36.346	15.290	17.038	1'57.229	237,4	16:26'58.996
2	41.027	35.695	15.322	17.809	1'49.853	233,8	16:28'48.849
3	40.905	35.155	15.571	17.479	1'49.110	233,3	16:30'37.959
4	40.868	42.216	18.632	26.634	2'08.350	146,3	16:32'46.309
5	1'17.212	1'16.813	29.086	20.907	3'24.018	184,6	16:36'10.327
6	42.080	34.781	15.242	17.648	1'49.751	236,3	16:38'00.078
7	47.228	34.422	15.448	17.337	1'54.435	232,8	16:39'54.513
8	40.569	33.925	14.980	17.020	1'46.494	236,8	16:41'41.007
9	40.795	35.194	15.538	16.875	1'48.402	232,8	16:43'29.409
10	41.353	35.831	15.333	17.499	1'50.016	233,3	16:45'19.425
11	42.023	34.603	15.186	17.562	1'49.374	234,8	16:47'08.799
12	42.039	34.611	15.359	17.699	1'49.708	231,8	16:48'58.507
13	43.029	35.162	15.373	30.001	2'03.565	236,8	16:51'02.072
Race Time 26'00.305							

174 A. ALCIDI (1'45.723)

Lap	Seg.1	Seg.2	Seg.3	Seg.4	Lap Time	km/h	Local Time
1		34.936	15.227	16.693	1'53.591	238,4	16:26'55.358
2	40.892	34.116	15.088	16.762	1'46.858	237,9	16:28'42.216
3	41.273	34.094	15.160	17.541	1'48.068	230,8	16:30'30.284
4	40.906	42.235	21.162	28.725	2'13.028	122,9	16:32'43.312
5	1'17.718	1'17.528	28.539	22.503	3'26.288	142,5	16:36'09.600
6	41.479	33.755	15.136	17.066	1'47.436	237,4	16:37'57.036
7	40.705	34.659	15.065	16.786	1'47.215	237,4	16:39'44.251
8	40.693	33.937	15.075	17.548	1'47.253	237,4	16:41'31.504
9	40.585	33.590	15.110	16.675	1'45.960	237,4	16:43'17.464
10	40.807	33.904	15.321	16.442	1'46.474	237,9	16:45'03.938
11	40.451	33.515	15.230	16.527	1'45.723	235,8	16:46'49.661
12	40.500	34.124	15.177	16.356	1'46.157	236,8	16:48'35.818
13	40.610	33.816	15.265	16.688	1'46.379	233,8	16:50'22.197
Race Time 25'20.430							

178 A. BERTON (1'47.939)

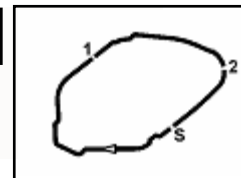
Lap	Seg.1	Seg.2	Seg.3	Seg.4	Lap Time	km/h	Local Time
1		36.375	15.228	17.385	1'59.984	236,8	16:27'01.751
2	41.479	35.517	15.252	17.282	1'49.530	236,8	16:28'51.281
3	41.206	35.255	15.360	17.822	1'49.643	227,4	16:30'40.924
4	41.176	47.225	19.385	22.346	2'10.132	172,2	16:32'51.056
5	1'15.764	1'15.951	29.705	19.207	3'20.627	177,3	16:36'11.683
6	42.354	35.536	15.157	18.241	1'51.288	236,3	16:38'02.971
7	41.143	34.232	15.279	17.285	1'47.939	233,3	16:39'50.910
8	41.208	35.618	15.289	17.319	1'49.434	235,3	16:41'40.344
9	40.909	35.031	15.341	17.437	1'48.718	234,8	16:43'29.062
10	41.312	35.845	15.531	17.401	1'50.089	232,8	16:45'19.151
11	40.907	35.132	15.395	17.266	1'48.700	234,8	16:47'07.851
12	42.016	34.716	15.460	17.351	1'49.543	232,3	16:48'57.394
13	40.757	35.923	15.669	17.954	1'50.303	224,5	16:50'47.697
Race Time 25'45.930							

191 L. FRANCA (1'44.262)

Lap	Seg.1	Seg.2	Seg.3	Seg.4	Lap Time	km/h	Local Time
1		33.960	14.838	16.290	1'52.097	238,4	16:26'53.864
2	40.599	33.217	14.688	16.695	1'45.199	237,4	16:28'39.063
3	40.230	32.835	14.779	16.418	1'44.262	237,9	16:30'23.325
4	40.651	39.089	23.994	29.368	2'13.102	129,2	16:32'36.427

09/06/2024

P = Pits In/Out - C = Lap Time Cancelled



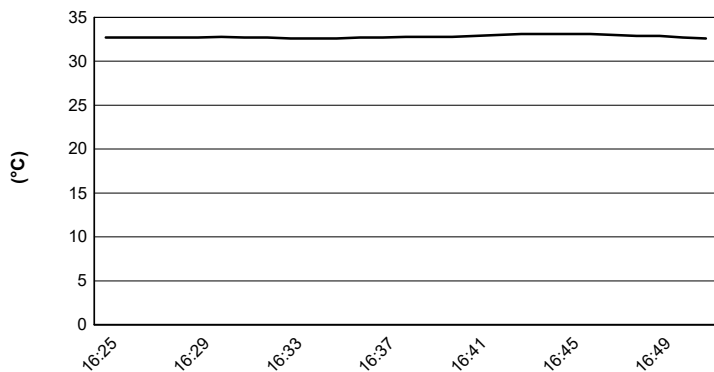
Pergusa 4.950 m

ACI Racing Weekend Pergusa, 8-9 Giugno 2024

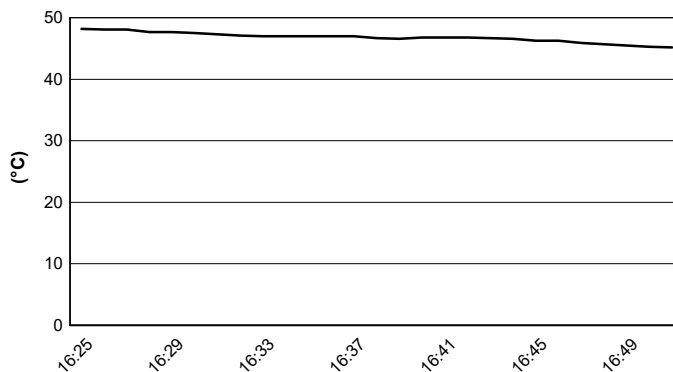
TCR Italy DSG - Meteo Race 2

Session started 16:25 - Session ended 16:51

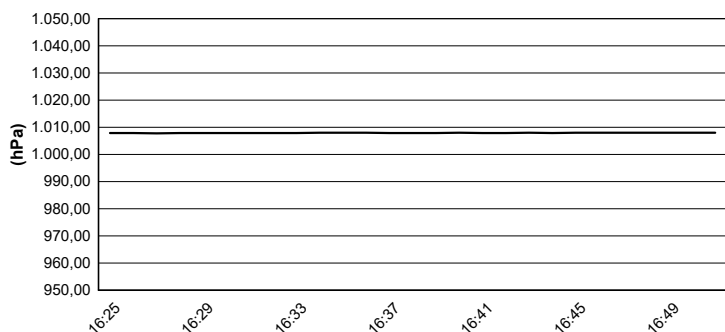
Air Temperature



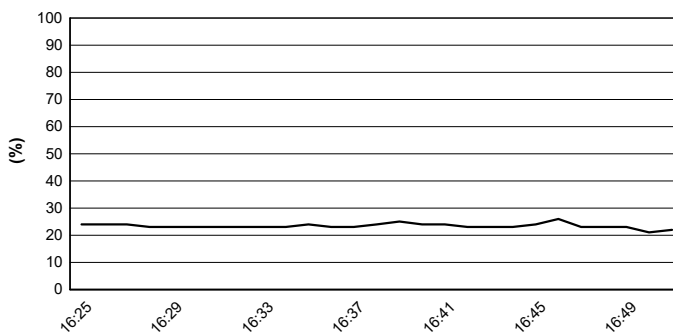
Track Temperature



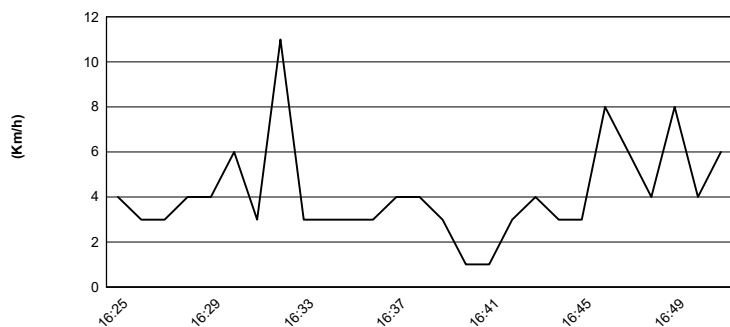
Air Pressure



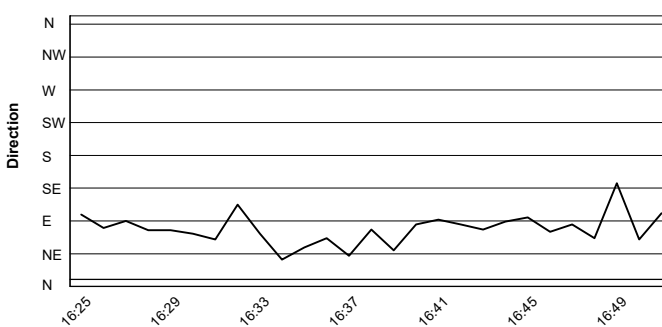
Humidity



Wind Speed



Wind Direction



09/06/2024





Pergusa 4.950 m

ACI Racing Weekend Pergusa, 8-9 Giugno 2024
TCR Italy DSG - Griglia Gara 2 (Duration: 28' +1 Lap)

102	FANTILLI G.	Cupra 1'49.282	185	LISI A.	Cupra	8
129	DAMANTE E.	Cupra 1'48.369	119	PALANTI P.	Audi 1'48.650	7
178	BERTON A.	Cupra 1'47.399	167	FAZIOLI A.	Cupra 1'48.084	6
139	VERDI L.	Audi Planet Motorsport 1'43.042	123	ANTONELLO F.	Cupra RC Motorsport 1'46.545	5
174	ALCIDIA A.	Volkswagen Tuder Motorsport 1'43.775	191	FRANCA L.	Audi Aikoa Racing 1'43.257	4
111	ROCCADELLI M.	Cupra 1'43.928	184	LANCELOTTI M.	Cupra 1'43.791	3
131	SILVESTRINI P.	Audi Progetto E20 1'44.396	107	MARINO A.	Audi AC Racing 1'44.265	2
			108	MUCCIO E.	Volkswagen 1'44.709	1

