
ACI Racing Weekend Mugello, 13-14 Luglio 2024
TCR Italy SEQ - Classifica Qualifiche

Aut.Int. Mugello 5.245 m

1 / 2

Num.	Conduuttore	Naz	Concorrente	Team	Auto	Classe	Tempo	Dist.	Rel.	Giri
1	7 KIM Hwarang	KOR	Target	Target	Hyundai Elantra N	UU	1'56.198			9
2	11 ROCCA Paolo	ITA	ALM Motorsport	ALM Motorsport	Honda Civic FL5	UU	1'56.198			10
3	27 VOLT Ruben	EST	ALM Motorsport	ALM Motorsport	Honda Civic FL5	UU	1'56.343	0.145	0.145	9
4	82 CIMENES Jacopo	ITA	MM Motorsport	MM Motorsport	Honda Civic FL5	UU	1'56.513	0.315	0.170	10
5	17 TAYLOR Nicolas	CAN	PMA Motorsport	PMA Motorsport	Audi RS3 LMS	UU	1'56.608	0.410	0.095	10
6	64 LOSONCZY Levente	HUN	ALM Motorsport	ALM Motorsport	Honda Civic FL5	UU	1'56.668	0.470	0.060	9
7	8 BALDAN Nicola	ITA	Aikoa Racing	Aikoa Racing	Audi RS3 LMS	MA	1'56.706	0.508	0.038	10
8	97 PARK Junesung	KOR	Solite Indigo Racing	Solite Indigo Racing	Hyundai Elantra N		1'57.023	0.825	0.317	8
9	12 COVINI Gabriele	ITA	BRC Racing Team	BRC Racing Team	Hyundai Elantra N	UU	1'57.185	0.987	0.162	8
10	76 LEY Alex	GBR	Target	Target	Hyundai Elantra N	UU	1'57.316	1.118	0.131	11
11	81 REDUZZI Damiano	ITA	Reduzzi Damiano	Trico WRT	Hyundai Elantra N	MA	1'57.400	1.202	0.084	9
12	87 PARK Junui	KOR	Solite Indigo Racing	Solite Indigo Racing	Hyundai Elantra N	UU	1'57.422	1.224	0.022	8
13	90 BABUIN Denis	ITA	Babuini Denis	Planet Motorsport	Audi RS3 LMS	MA	1'57.484	1.286	0.062	9
14	95 ALESSI Pietro	ITA	BF Motorsport	BF Motorsport	Audi RS3 LMS		1'57.545	1.347	0.061	9
15	44 IMBERTI Michele	ITA	Kombat Motorsport	Kombat Motorsport	Hyundai Elantra N		1'57.610	1.412	0.065	9
16	38 BARBERI Filippo	ITA	Aikoa Racing	Aikoa Racing	Audi RS3 LMS	UU	1'58.011	1.813	0.401	9
17	9 POLONI Matteo	ITA	Poloni Matteo	Gear Works	Audi RS3 LMS		1'58.024	1.826	0.013	8
18	72 PELATTI Sandro	ITA	PMA Motorsport	PMA Motorsport	Audi RS3 LMS	MA	1'58.176	1.978	0.152	9
19	4 TAVANO Salvatore	ITA	Tavano Salvatore	Girasole	Cupra Leon VZ		1'58.204	2.006	0.028	8
20	67 PELLEGRINI Marco	ITA	Pellegrini Marco	Pinetti Motorsport	Audi RS3 LMS	MA	1'58.319	2.121	0.115	9
21	69 FOSSATI Tommaso	ITA	Fossati Tommaso	FOX Racing Team	Audi RS3 LMS	UU	1'58.423	2.225	0.104	10
22	5 BARBERINI Cosimo	ITA	Barberini Cosimo	NOS	Cupra Leon Competition		1'58.909	2.711	0.486	9
23	3 GURRIERI Raffaele	ITA	Gurrieri Raffaele	Girasole	Cupra Leon VZ	MA	1'59.603	3.405	0.694	10
24	10 PAOLINO Federico	ITA	Target	Target	Hyundai Elantra N		1'59.933	3.735	0.330	11
25	24 CITERA Antonio	AUT	RTM Motorsport	RTM Motorsport	Honda Civic FK7		2'02.169	5.971	2.236	10
26	91 MARTINEZ Luciano	ARG	Martinez Luciano	Pinetti Motorsport	Audi RS3 LMS	UU				2

Drivers n. 7 (Kim H.) and 11 (Rocca P.) same time - N. 7 first to make the time

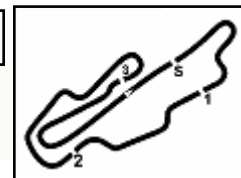
Umidità	44%	Aria	31°C
Condizioni	DRY	Pista	43°C

Stewards : Ronny Guarini Franco Leoni Rino Mastronardi

12/07/2024 Inizio 18:40 Fine 19:07

Esposta alle:




ACI Racing Weekend Mugello, 13-14 Luglio 2024
TCR Italy SEQ - Classifica Qualifiche
Penalty and Infringment

18.45	10 F. PAOLINO	#10 Time Deleted (2'01.069) - Exceeded Track Limits T13
18.45	76 A. LEY	#76 Time Deleted (3'20.363) - Exceeded Track Limits T4
18.46	12 G. COVINI	#12 Time Deleted (3'42.892) - Exceeded Track Limits T4
18.46	72 S. PELATTI	#72 Time Deleted (2'13.968) - Exceeded Track Limits T4
18.46	90 D. BABUIN	#90 Time Deleted (1'57.999) - Exceeded Track Limits T4
18.48	72 S. PELATTI	#72 Time Deleted (1'58.466) - Exceeded Track Limits T4
18.50	9 M. POLONI	#9 Time Deleted (1'57.638) - Exceeded Track Limits T4
18.53	10 F. PAOLINO	#10 Time Deleted (1'58.139) - Exceeded Track Limits T4
18.54	76 A. LEY	#76 Time Deleted (1'56.853) - Exceeded Track Limits T14
18.55	44 M. IMBERTI	#44 Time Deleted (1'57.440) - Exceeded Track Limits T13
19.00	4 S. TAVANO	#4 Time Deleted (1'57.622) - Exceeded Track Limits T13
19.00	10 F. PAOLINO	#10 Time Deleted (1'58.309) - Exceeded Track Limits T4
19.01	3 R. GURRIERI	#3 Time Deleted (1'59.519) - Exceeded Track Limits T13
19.02	12 G. COVINI	#12 Current Lap Deleted - Exceeded Track Limits T5
19.03	9 M. POLONI	#9 Current Lap Deleted - Exceeded Track Limits T4
19.03	64 L. LOSONCZY	#64 Current Lap Deleted - Exceeded Track Limits T4
19.04	76 A. LEY	#76 Time Deleted (1'56.925) - Exceeded Track Limits T13-14

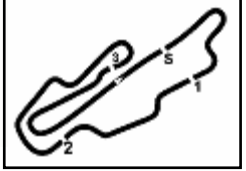
Fastest Laps Sequence

Num.	Concorrente	Naz	Team	Auto	Local Time	Tempo	Dist.	Media
76	A. LEY	GBR	Target	Hyundai Elantra N	18:44'32.206	1'57.316		160,950
64	L. LOSONCZY	HUN	ALM Motorsport	Honda Civic FL5	18:47'31.245	1'57.029	-0.287	161,345
82	J. CIMENES	ITA	MM Motorsport	Honda Civic FL5	18:50'36.878	1'56.570	-0.459	161,980
7	H. KIM	KOR	Target	Hyundai Elantra N	18:53'48.734	1'56.198	-0.372	162,498
11	P. ROCCA	ITA	ALM Motorsport	Honda Civic FL5	18:54'12.035	1'56.198		162,498

Stewards : Ronny Guarini Franco Leoni Rino Mastronardi

12/07/2024 Inizio 18:40 Fine 19:07

Esposta alle:



Aut.Int. Mugello 5.245 m

ACI Racing Weekend Mugello, 13-14 Luglio 2024
TCR Italy SEQ - Best Sectors & Speed Qualifiche

MIGLIOR GIRO			
1	7	KIM Hwarang	Hvundai Elantra N 1'56.198
2	11	ROCCA Paolo	Honda Civic FL5 1'56.198
3	27	VOLT Ruben	Honda Civic FL5 1'56.343
4	82	CIMENES Jacopo	Honda Civic FL5 1'56.513
5	17	TAYLOR Nicolas	Audi RS3 LMS 1'56.608
6	64	LOSONCZY Levente	Honda Civic FL5 1'56.668
7	8	BALDAN Nicola	Audi RS3 LMS 1'56.706
8	97	PARK Junesung	Hvundai Elantra N 1'57.023
9	12	COVINI Gabriele	Hvundai Elantra N 1'57.185
10	76	LEY Alex	Hvundai Elantra N 1'57.316
11	81	REDUZZI Damiano	Hvundai Elantra N 1'57.400
12	87	PARK Junui	Hvundai Elantra N 1'57.422
13	90	BABUIN Denis	Audi RS3 LMS 1'57.484
14	95	ALESSI Pietro	Audi RS3 LMS 1'57.545
15	44	IMBERTI Michele	Hvundai Elantra N 1'57.610
16	38	BARBERI Filippo	Audi RS3 LMS 1'58.011
17	9	POLONI Matteo	Audi RS3 LMS 1'58.024
18	72	PELATTI Sandro	Audi RS3 LMS 1'58.176
19	4	TAVANO Salvatore	Cupra Leon VZ 1'58.204
20	67	PELLEGRINI Marco	Audi RS3 LMS 1'58.319
21	69	FOSSATI Tommaso	Audi RS3 LMS 1'58.423
22	5	BARBERINI Cosimo	Cupra Leon Competition 1'58.909
23	3	GURRIERI Raffaele	Cupra Leon VZ 1'59.603
24	10	PAOLINO Federico	Hvundai Elantra N 1'59.933
25	24	CITERA Antonio	Honda Civic FK7 2'02.169
26	91	MARTINEZ Luciano	Audi RS3 LMS

SPEED			
1	9	POLONI Matteo	Audi RS3 LMS 248,8
2	38	BARBERI Filippo	Audi RS3 LMS 243,2
3	8	BALDAN Nicola	Audi RS3 LMS 243,2
4	72	PELATTI Sandro	Audi RS3 LMS 242,7
5	90	BABUIN Denis	Audi RS3 LMS 242,2
6	11	ROCCA Paolo	Honda Civic FL5 241,6
7	64	LOSONCZY Levente	Honda Civic FL5 241,6
8	5	BARBERINI Cosimo	Cupra Leon Competition 241,1
9	82	CIMENES Jacopo	Honda Civic FL5 241,1
10	17	TAYLOR Nicolas	Audi RS3 LMS 241,1
11	67	PELLEGRINI Marco	Audi RS3 LMS 241,1
12	27	VOLT Ruben	Honda Civic FL5 240,5
13	69	FOSSATI Tommaso	Audi RS3 LMS 240,5
14	81	REDUZZI Damiano	Hvundai Elantra N 240,5
15	95	ALESSI Pietro	Audi RS3 LMS 240,5
16	3	GURRIERI Raffaele	Cupra Leon VZ 239,5
17	76	LEY Alex	Hvundai Elantra N 238,9
18	12	COVINI Gabriele	Hvundai Elantra N 238,9
19	7	KIM Hwarang	Hvundai Elantra N 238,9
20	97	PARK Junesung	Hvundai Elantra N 238,4
21	4	TAVANO Salvatore	Cupra Leon VZ 238,4
22	10	PAOLINO Federico	Hvundai Elantra N 237,4
23	44	IMBERTI Michele	Hvundai Elantra N 236,3
24	87	PARK Junui	Hvundai Elantra N 235,8
25	24	CITERA Antonio	Honda Civic FK7 234,3
26	91	MARTINEZ Luciano	Audi RS3 LMS 202,6

SEG. 1		
1	11	ROCCA Paolo 27.974
2	7	KIM Hwarang 28.068
3	27	VOLT Ruben 28.079
4	81	REDUZZI Damiano 28.132
5	8	BALDAN Nicola 28.149
6	82	CIMENES Jacopo 28.152
7	76	LEY Alex 28.209
8	95	ALESSI Pietro 28.213
9	17	TAYLOR Nicolas 28.218
10	64	LOSONCZY Levente 28.227
11	90	BABUIN Denis 28.339
12	87	PARK Junui 28.352
13	97	PARK Junesung 28.362
14	10	PAOLINO Federico 28.370
15	44	IMBERTI Michele 28.391
16	67	PELLEGRINI Marco 28.414
17	38	BARBERI Filippo 28.422
18	12	COVINI Gabriele 28.429
19	72	PELATTI Sandro 28.456
20	9	POLONI Matteo 28.504
21	4	TAVANO Salvatore 28.596
22	5	BARBERINI Cosimo 28.644
23	3	GURRIERI Raffaele 28.669
24	69	FOSSATI Tommaso 28.682
25	24	CITERA Antonio 29.120
26	91	MARTINEZ Luciano 31.413

SEG. 2		
1	7	KIM Hwarang 23.079
2	97	PARK Junesung 23.097
3	82	CIMENES Jacopo 23.155
4	27	VOLT Ruben 23.170
5	87	PARK Junui 23.235
6	64	LOSONCZY Levente 23.240
7	11	ROCCA Paolo 23.258
8	76	LEY Alex 23.266
9	17	TAYLOR Nicolas 23.282
10	12	COVINI Gabriele 23.297
11	95	ALESSI Pietro 23.355
12	44	IMBERTI Michele 23.359
13	8	BALDAN Nicola 23.410
14	67	PELLEGRINI Marco 23.476
15	90	BABUIN Denis 23.559
16	81	REDUZZI Damiano 23.580
17	9	POLONI Matteo 23.586
18	4	TAVANO Salvatore 23.601
19	38	BARBERI Filippo 23.692
20	10	PAOLINO Federico 23.784
21	72	PELATTI Sandro 23.814
22	69	FOSSATI Tommaso 23.826
23	5	BARBERINI Cosimo 23.831
24	3	GURRIERI Raffaele 24.160
25	24	CITERA Antonio 24.579
26	91	MARTINEZ Luciano 24.964

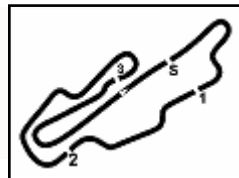
SEG. 3		
1	97	PARK Junesung 36.522
2	8	BALDAN Nicola 36.538
3	7	KIM Hwarang 36.623
4	81	REDUZZI Damiano 36.630
5	82	CIMENES Jacopo 36.638
6	11	ROCCA Paolo 36.658
7	17	TAYLOR Nicolas 36.724
8	27	VOLT Ruben 36.730
9	12	COVINI Gabriele 36.806
10	64	LOSONCZY Levente 36.878
11	4	TAVANO Salvatore 36.883
12	76	LEY Alex 36.883
13	44	IMBERTI Michele 36.911
14	95	ALESSI Pietro 36.929
15	90	BABUIN Denis 36.999
16	9	POLONI Matteo 37.004
17	87	PARK Junui 37.085
18	38	BARBERI Filippo 37.189
19	69	FOSSATI Tommaso 37.445
20	67	PELLEGRINI Marco 37.458
21	72	PELATTI Sandro 37.485
22	5	BARBERINI Cosimo 37.555
23	91	MARTINEZ Luciano 37.579
24	3	GURRIERI Raffaele 37.672
25	10	PAOLINO Federico 37.803
26	24	CITERA Antonio 38.724

SEG. 4		
1	11	ROCCA Paolo 28.197
2	82	CIMENES Jacopo 28.292
3	64	LOSONCZY Levente 28.294
4	69	FOSSATI Tommaso 28.306
5	27	VOLT Ruben 28.314
6	8	BALDAN Nicola 28.316
7	12	COVINI Gabriele 28.334
8	17	TAYLOR Nicolas 28.347
9	76	LEY Alex 28.400
10	72	PELATTI Sandro 28.420
11	7	KIM Hwarang 28.426
12	90	BABUIN Denis 28.436
13	38	BARBERI Filippo 28.462
14	4	TAVANO Salvatore 28.485
15	67	PELLEGRINI Marco 28.515
16	95	ALESSI Pietro 28.524
17	9	POLONI Matteo 28.564
18	97	PARK Junesung 28.612
19	87	PARK Junui 28.620
20	5	BARBERINI Cosimo 28.626
21	44	IMBERTI Michele 28.667
22	3	GURRIERI Raffaele 28.704
23	81	REDUZZI Damiano 28.750
24	10	PAOLINO Federico 28.932
25	24	CITERA Antonio 29.153
26	91	MARTINEZ Luciano 32.977

12/07/2024

Powered by FICR PERUGIA TIMING



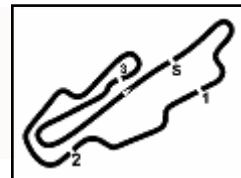


Aut.Int. Mugello 5.245 m

ACI Racing Weekend Mugello, 13-14 Luglio 2024

TCR Italy SEQ - Ideal Time Qualifiche

Num.	Conduuttore	Auto	Seg. 1	Seg. 2	Seg. 3	Seg. 4	Ideal Time		
			Diff. 1	Diff. 2	Diff. 3	Diff. 4	Miglior Giro	Pos.	Diff.
1	11 ROCCA P. (ITA)	Honda Civic FL5	27.974 +0.068	23.258 +0.043	36.658	28.197	1'56.087 1'56.198	2	0.111
2	7 KIM H. (KOR)	Hyundai Elantra N	28.068	23.079 +0.002	36.623	28.426	1'56.196 1'56.198	1	0.002
3	82 CIMENES J. (ITA)	Honda Civic FL5	28.152 +0.245	23.155	36.638 +0.031	28.292	1'56.237 1'56.513	4	0.276
4	27 VOLT R. (EST)	Honda Civic FL5	28.079	23.170	36.730 +0.050	28.314	1'56.293 1'56.343	3	0.050
5	8 BALDAN N. (ITA)	Audi RS3 LMS	28.149 +0.015	23.410 +0.033	36.538 +0.245	28.316	1'56.413 1'56.706	7	0.293
6	17 TAYLOR N. (CAN)	Audi RS3 LMS	28.218	23.282	36.724	28.347 +0.037	1'56.571 1'56.608	5	0.037
7	97 PARK J. (KOR)	Hyundai Elantra N	28.362 +0.141	23.097 +0.242	36.522	28.612 +0.047	1'56.593 1'57.023	8	0.430
8	64 LOSONCZY L. (HUN)	Honda Civic FL5	28.227 +0.014	23.240	36.878	28.294 +0.015	1'56.639 1'56.668	6	0.029
9	76 LEY A. (GBR)	Hyundai Elantra N	28.209 +0.251	23.266 +0.293	36.883 +0.014	28.400	1'56.758 1'57.316	10	0.558
10	12 COVINI G. (ITA)	Hyundai Elantra N	28.429 +0.093	23.297 +0.075	36.806	28.334 +0.151	1'56.866 1'57.185	9	0.319
11	95 ALESSI P. (ITA)	Audi RS3 LMS	28.213 +0.251	23.355 +0.273	36.929	28.524	1'57.021 1'57.545	14	0.524
12	81 REDUZZI D. (ITA)	Hyundai Elantra N	28.132	23.580	36.630 +0.308	28.750	1'57.092 1'57.400	11	0.308
13	87 PARK J. (KOR)	Hyundai Elantra N	28.352 +0.130	23.235	37.085	28.620	1'57.292 1'57.422	12	0.130
14	44 IMBERTI M. (ITA)	Hyundai Elantra N	28.391 +0.082	23.359 +0.110	36.911 +0.050	28.667 +0.040	1'57.328 1'57.610	15	0.282
15	90 BABUIN D. (ITA)	Audi RS3 LMS	28.339 +0.018	23.559 +0.047	36.999	28.436 +0.086	1'57.333 1'57.484	13	0.151
16	4 TAVANO S. (ITA)	Cupra Leon VZ	28.596	23.601 +0.086	36.883 +0.328	28.485 +0.225	1'57.565 1'58.204	19	0.639
17	9 POLONI M. (ITA)	Audi RS3 LMS	28.504	23.586	37.004 +0.366	28.564	1'57.658 1'58.024	17	0.366
18	38 BARBERI F. (ITA)	Audi RS3 LMS	28.422 +0.065	23.692 +0.021	37.189 +0.100	28.462 +0.060	1'57.765 1'58.011	16	0.246
19	67 PELLEGRINI M. (ITA)	Audi RS3 LMS	28.414	23.476 +0.328	37.458 +0.128	28.515	1'57.863 1'58.319	20	0.456
20	72 PELATTI S. (ITA)	Audi RS3 LMS	28.456	23.814	37.485 +0.001	28.420	1'58.175 1'58.176	18	0.001
21	69 FOSSATI T. (ITA)	Audi RS3 LMS	28.682 +0.045	23.826	37.445 +0.119	28.306	1'58.259 1'58.423	21	0.164
22	5 BARBERINI C. (ITA)	Cupra Leon Competition	28.644 +0.203	23.831	37.555	28.626 +0.050	1'58.656 1'58.909	22	0.253
23	10 PAOLINO F. (ITA)	Hyundai Elantra N	28.370 +0.391	23.784 +0.653	37.803	28.932	1'58.889 1'59.933	24	1.044
24	3 GURRIERI R. (ITA)	Cupra Leon VZ	28.669 +0.376	24.160 +0.022	37.672	28.704	1'59.205 1'59.603	23	0.398
25	24 CITERA A. (AUT)	Honda Civic FK7	29.120 +0.411	24.579	38.724 +0.182	29.153	2'01.576 2'02.169	25	0.593
	91 MARTINEZ L. (ARG)	Audi RS3 LMS							
Ideal Time Assoluto			27.974	23.079	36.522	28.197	1'55.772		



Aut.Int. Mugello 5.245 m

1 / 3
3 R. GURRIERI (1'59.603)

Giro	Seg.1	Seg.2	Seg.3	Seg.4	T. Giro	km/h	Local Time
1							
2	46.074	30.069	47.141	3'07.533	5'10.817P	98,0	18:45'16.765
3	42.376	28.156	43.226	29.967	2'23.725P	139,0	18:47'40.490
4	29.475	24.959	38.133	28.905	2'01.472	236,3	18:49'41.962
5	28.896	26.853	42.129	28.992	2'06.870	238,9	18:51'48.832
6	28.857	24.294	37.786	28.781	1'59.718	237,4	18:53'48.550
7	31.332	26.346	40.079	2'01.921	3'39.678P	239,5	18:57'28.228
8	43.535	27.056	42.043	29.233	2'21.867P	132,5	18:59'50.095
9	28.700	24.160	37.995	28.664	1'59.519C	238,4	19:01'49.614
10	29.045	24.182	37.672	28.704	1'59.603	237,9	19:03'49.217
11	28.669	24.369	37.985	28.752	1'59.775	237,9	19:05'48.992

6	28.939	24.467	38.356	1'39.926	3'11.688P	242,2	18:54'04.374
7	40.139	29.168	41.837	30.937	2'22.081P	135,2	18:56'26.455
8	28.411	23.410	36.538	28.367	1'56.726	241,1	18:58'23.181
9	28.149	23.474	37.405	1'28.395	2'57.423P	242,2	19:01'20.604
10	37.994	27.011	40.625	31.681	2'17.311P	151,7	19:03'37.915
11	28.164	23.443	36.783	28.316	1'56.706	243,2	19:05'34.621

4 S. TAVANO (1'58.204)

Giro	Seg.1	Seg.2	Seg.3	Seg.4	T. Giro	km/h	Local Time
1							
2	45.294	27.778	42.819	53.735	2'49.626P	103,3	18:42'53.693
3	2'39.692	28.416	45.359	30.681	4'24.148P	118,0	18:47'17.841
4	28.806	23.743	37.201	28.485	1'58.235	236,3	18:49'16.076
5	28.762	23.804	37.392	28.641	1'58.599	238,4	18:51'14.675
6	30.741	25.896	39.796	51.315	2'27.748P	219,5	18:53'42.423
7	2'54.416	27.883	40.657	29.728	4'32.684P	134,0	18:58'15.107
8	28.620	23.601	36.883	28.518	1'57.622C	235,8	19:00'12.729
9	28.596	23.687	37.211	28.710	1'58.204	237,9	19:02'10.933
10	34.429	31.392	42.770			202,6	

9 M. POLONI (1'58.024)

Giro	Seg.1	Seg.2	Seg.3	Seg.4	T. Giro	km/h	Local Time
1							
2	43.303	31.584	45.592	35.015	2'35.494P	116,9	18:43'11.621
3	31.656	24.765	38.444	2'06.941	3'41.806P	204,2	18:46'53.427
4	37.961	27.292	39.566	29.609	2'14.428P	159,8	18:49'07.855
5	28.533	23.716	37.004	28.385	1'57.638C	246,6	18:51'05.493
6	28.565	23.797	37.641	3'35.373	5'05.376P	247,1	18:56'10.869
7	37.982	25.714	41.012	30.162	2'14.870P	160,5	18:58'25.739
8	28.504	23.586	37.370	28.564	1'58.024	248,8	19:00'23.763
9	29.133	24.471	47.393	34.793	2'15.790	247,7	19:02'39.553
10	28.835	23.992	44.384			245,5	

5 C. BARBERINI (1'58.909)

Giro	Seg.1	Seg.2	Seg.3	Seg.4	T. Giro	km/h	Local Time
1							
2	42.797	31.460	46.254	34.212	2'34.723P	135,2	18:43'12.781
3	33.297	26.518	39.476	29.401	2'08.692	171,7	18:45'21.473
4	28.978	24.177	37.748	28.841	1'59.744	236,3	18:47'21.217
5	30.841	31.091	42.603	30.806	2'15.341	241,1	18:49'36.558
6	29.150	24.137	37.742	5'08.162	6'39.191P	236,8	18:56'15.749
7	43.582	28.024	40.658	29.983	2'22.247P	148,1	18:58'37.996
8	28.644	23.934	38.149	28.626	1'59.353	236,3	19:00'37.349
9	28.847	23.831	37.555	28.676	1'58.909	237,9	19:02'36.258
10	28.846	24.160	38.075	31.354	2'02.435	237,4	19:04'38.693
11	29.120	23.914	41.418			236,3	

10 F. PAOLINO (1'59.933)

Giro	Seg.1	Seg.2	Seg.3	Seg.4	T. Giro	km/h	Local Time
1							
2	41.042	28.304	45.222	31.050	2'25.618P	134,7	18:42'40.290
3	29.232	24.567	38.239	29.031	2'01.069C	235,8	18:44'41.359
4	28.692	24.310	37.833	29.279	2'00.114	236,3	18:46'41.473
5	29.053	26.231	39.179	2'08.029	3'42.492P	234,3	18:50'23.965
6	37.447	27.332	39.724	29.618	2'14.121P	155,0	18:52'38.086
7	28.520	23.784	36.979	28.856	1'58.139C	234,8	18:54'36.225
8	28.593	24.132	38.330	1'42.743	3'13.798P	235,8	18:57'50.023
9	40.488	26.025	39.183	30.364	2'16.060P	137,2	19:00'06.083
10	28.370	23.888	37.290	28.761	1'58.309C	236,8	19:02'04.392
11	28.611	25.637	39.884	29.983	2'04.115	237,4	19:04'08.507
12	28.761	24.437	37.803	28.932	1'59.933	236,8	19:06'08.440

7 H. KIM (1'56.198)

Giro	Seg.1	Seg.2	Seg.3	Seg.4	T. Giro	km/h	Local Time
1							
2	41.531	28.798	43.742	29.530	2'23.601P	134,3	18:42'36.867
3	28.602	23.467	36.762	28.593	1'57.424	234,3	18:44'34.291
4	28.509	23.676	36.811	28.499	1'57.495	237,4	18:46'31.786
5	28.526	23.329	37.183	1'39.152	3'08.190P	235,8	18:49'39.976
6	39.336	25.641	38.729	28.854	2'12.560P	149,4	18:51'52.536
7	28.068	23.081	36.623	28.426	1'56.198	236,8	18:53'48.734
8	28.406	23.890	37.311	2'07.567	3'37.174P	238,9	18:57'25.908
9	38.001	25.566	38.213	28.513	2'10.293P	153,6	18:59'36.201
10	28.122	23.079	36.772	28.433	1'56.406	236,3	19:01'32.607
11	28.312	23.590	38.079			236,3	

11 P. ROCCA (1'56.198)

Giro	Seg.1	Seg.2	Seg.3	Seg.4	T. Giro	km/h	Local Time
1							
2	43.492	29.040	45.107	30.126	2'27.765P	121,3	18:42'38.427
3	28.685	23.720	37.010	28.289	1'57.704	240,5	18:44'36.131
4	28.363	23.534	37.112	28.319	1'57.328	241,6	18:46'33.459
5	28.408	23.673	37.131	2'03.921	3'33.133P	241,6	18:50'06.592
6	37.419	25.111	38.120	28.595	2'09.245P	153,8	18:52'15.837
7	28.042	23.301	36.658	28.197	1'56.198	240,0	18:54'12.035
8	28.200	23.485	37.417	2'29.221	3'58.323P	241,1	18:58'10.358
9	39.200	26.307	37.396	28.509	2'11.412P	155,0	19:00'21.770
10	27.974	23.258	36.813	28.218	1'56.263	238,9	19:02'18.033
11	28.163	23.357	37.068	28.338	1'56.926	241,1	19:04'14.959
12	28.876	24.473	40.739			240,5	

8 N. BALDAN (1'56.706)

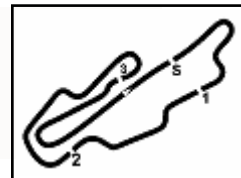
Giro	Seg.1	Seg.2	Seg.3	Seg.4	T. Giro	km/h	Local Time
1							
2	41.107	28.108	44.883	2'24.120	4'18.218P	149,2	18:44'36.205
3	39.943	29.001	42.667	30.044	2'21.655P	140,1	18:46'57.860
4	28.603	23.691	36.914	28.364	1'57.572	240,0	18:48'55.432
5	28.314	23.538	36.945	28.457	1'57.254	241,6	18:50'52.686

12 G. COVINI (1'57.185)

Giro	Seg.1	Seg.2	Seg.3	Seg.4	T. Giro	km/h	Local Time
1							
2	40.295	27.619	47.279	31.772	2'26.965P	130,3	18:42'49.796
3	28.823	23.297	36.879	28.433	1'57.432	237,4	18:44'47.228
4	28.587	23.513	37.118	2'13.674	3'42.892CP	238,4	18:48'30.120
5	40.923	26.605	39.008	28.460	2'14.996P	128,7	18:50'45.116
6	28.522	23.372	36.806	28.485	1'57.185	233,3	18:52'42.301
7	28.429	23.629	37.385	3'03.179	4'32.622P	235,8	18:57'14.923
8	37.777	25.553	37.423	28.334	2'09.087P	139,2	18:59'24.010
9	28.440	23.616	36.853	28.490	1'57.399	237,4	19:01'21.409
10	28.657	23.768	37.602			238,9	

12/07/2024

P = Box In/Out - C = Tempo Invalidato



Aut.Int. Mugello 5.245 m

3 / 3

11 28.885 23.957 38.789 242,2

3	32.827	25.214	38.173	29.118	2'05.332	186,9	18:45'13.366
4	28.559	23.748	37.201	28.491	1'57.999C	239,5	18:47'11.365
5	28.481	23.559	37.641	28.606	1'58.287	241,1	18:49'09.652
6	28.603	23.874	45.059	2'13.739	3'51.275P	242,2	18:53'00.927
7	39.409	26.541	40.122	29.108	2'15.180P	132,7	18:55'16.107
8	28.339	23.692	37.067	28.436	1'57.534	240,0	18:57'13.641
9	28.357	23.606	36.999	28.522	1'57.484	240,0	18:59'11.125
10	28.426	24.032	41.672	2'02.714	3'36.844P	240,0	19:02'47.969
11	52.414	36.444	55.071			89,1	

76 A. LEY (1'57.316)

Giro	Seg.1	Seg.2	Seg.3	Seg.4	T. Giro	km/h	Local Time
1							
2	41.693	27.451	41.871	31.789	2'22.804P	120,3	18:42'34.890
3	28.460	23.559	36.897	28.400	1'57.316	235,3	18:44'32.206
4	28.347	23.266	36.787	1'51.963	3'20.363CP	236,8	18:47'52.569
5	40.669	25.714	38.523	28.578	2'13.484P	143,4	18:50'06.053
6	28.399	25.615	40.745	29.019	2'03.778	236,8	18:52'09.831
7	28.209	23.284	36.963	28.397	1'56.853C	237,9	18:54'06.684
8	28.551	24.006	37.842	2'47.455	4'17.854P	238,9	18:58'24.538
9	39.305	25.927	42.155	30.184	2'17.571P	130,8	19:00'42.109
10	32.026	26.036	38.929	28.960	2'05.951	237,4	19:02'48.060
11	28.272	23.327	36.883	28.443	1'56.925C	238,4	19:04'44.985
12	28.563	23.426	37.369	28.579	1'57.937	238,4	19:06'42.922

91 L. MARTINEZ

Giro	Seg.1	Seg.2	Seg.3	Seg.4	T. Giro	km/h	Local Time
1							
2	38.789	27.365	45.677	3'17.857	5'09.688P	147,5	18:45'38.609
3	37.620	24.964	37.579	32.977	2'13.140P	145,0	18:47'51.749
4	31.413	28.156	57.875			202,6	

81 D. REDUZZI (1'57.400)

Giro	Seg.1	Seg.2	Seg.3	Seg.4	T. Giro	km/h	Local Time
1							
2	39.490	27.579	46.790	32.052	2'25.911P	146,9	18:42'51.296
3	28.872	23.627	36.630	28.914	1'58.043	238,9	18:44'49.339
4	28.863	23.949	36.976	28.756	1'58.544	237,9	18:46'47.883
5	29.277	24.082	37.586	3'05.492	4'36.437P	237,4	18:51'24.320
6	38.994	26.043	40.469	29.162	2'14.668P	145,2	18:53'38.988
7	28.296	23.878	37.045	3'09.445	4'38.664P	237,4	18:58'17.652
8	39.332	27.083	41.096	28.962	2'16.473P	146,9	19:00'34.125
9	28.132	23.580	36.938	28.750	1'57.400	238,9	19:02'31.525
10	28.364	23.762	40.246	37.123	2'09.495	237,9	19:04'41.020
11	28.528	23.588	43.044		240,5		

95 P. ALESSI (1'57.545)

Giro	Seg.1	Seg.2	Seg.3	Seg.4	T. Giro	km/h	Local Time
1							
2	44.399	29.867	44.112	2'15.652	4'14.030P	103,3	18:44'48.087
3	38.253	26.846	41.627	30.901	2'17.627P	152,1	18:47'05.714
4	28.464	23.628	36.929	28.524	1'57.545	239,5	18:49'03.259
5	28.294	23.626	36.948	28.684	1'57.552	240,0	18:51'00.811
6	28.489	28.772	42.016	2'20.076	3'59.353P	240,5	18:55'00.164
7	39.585	32.466	41.697	37.188	2'30.936P	146,3	18:57'31.100
8	28.213	23.355	42.426	34.186	2'08.180	240,0	18:59'39.280
9	28.615	31.995	45.487	29.348	2'15.445	240,5	19:01'54.725
10	28.475	23.744	45.056	1'00.089	2'37.364P	240,5	19:04'32.089
11	46.878	31.095	46.971			94,6	

82 J. CIMENES (1'56.513)

Giro	Seg.1	Seg.2	Seg.3	Seg.4	T. Giro	km/h	Local Time
1							
2	38.701	27.810	42.727	2'04.433	3'53.671P		18:44'15.176
3	41.201	31.882	42.336	32.282	2'27.701P		18:46'42.877
4	28.608	23.728	36.707	28.388	1'57.431	237,4	18:48'40.308
5	28.233	23.361	36.638	28.338	1'56.570	240,5	18:50'36.878
6	28.343	23.321	36.917	1'42.425	3'11.006P	239,5	18:53'47.884
7	37.801	26.488	40.757	29.323	2'14.369P	152,5	18:56'02.253
8	28.152	26.556	38.120	1'39.196	3'12.024P	240,0	18:59'14.277
9	40.586	26.083	40.107	32.720	2'19.496P	144,4	19:01'33.773
10	28.397	23.155	36.669	28.292	1'56.513	240,0	19:03'30.286
11	28.182	23.172	37.186	28.342	1'56.882	241,1	19:05'27.168

97 J. PARK (1'57.023)

Giro	Seg.1	Seg.2	Seg.3	Seg.4	T. Giro	km/h	Local Time
1							
2	40.134	27.807	41.879	2'44.453	4'34.273P	146,1	18:45'29.920
3	38.246	28.636	39.759	29.836	2'16.477P	150,0	18:47'46.397
4	28.412	23.243	36.809	28.620	1'57.084	235,8	18:49'43.481
5	28.362	23.755	40.059	2'17.584	3'49.760P	238,4	18:53'33.241
6	38.302	28.000	41.950	31.450	2'19.702P	146,9	18:55'52.943
7	28.503	23.339	36.522	28.659	1'57.023	234,3	18:57'49.966
8	28.434	23.097	37.082	28.612	1'57.225	234,3	18:59'47.191
9	28.516	25.263	42.527	2'56.179	4'32.485P	236,3	19:04'19.676

87 J. PARK (1'57.422)

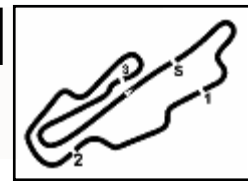
Giro	Seg.1	Seg.2	Seg.3	Seg.4	T. Giro	km/h	Local Time
1							
2	40.107	27.833	44.307	2'37.506	4'29.753P	137,9	18:45'18.330
3	39.864	25.663	41.861	30.408	2'17.796P	134,0	18:47'36.126
4	28.373	24.434	40.097	30.599	2'03.503	234,8	18:49'39.629
5	28.352	23.511	37.465	28.770	1'58.098	235,8	18:51'37.727
6	28.559	23.687	38.033	4'41.045	6'11.324P	233,8	18:57'49.051
7	40.767	25.197	38.132	30.240	2'14.336P	133,8	19:00'03.387
8	28.482	23.235	37.085	28.620	1'57.422	235,3	19:02'00.809
9	28.381	23.562	37.720	28.851	1'58.514	235,8	19:03'59.323
10	28.558	24.030	37.654			235,3	

90 D. BABUIN (1'57.484)

Giro	Seg.1	Seg.2	Seg.3	Seg.4	T. Giro	km/h	Local Time
1							
2	47.343	31.827	44.923	32.786	2'36.879P		18:43'08.034

12/07/2024

P = Box In/Out - C = Tempo Invalidato



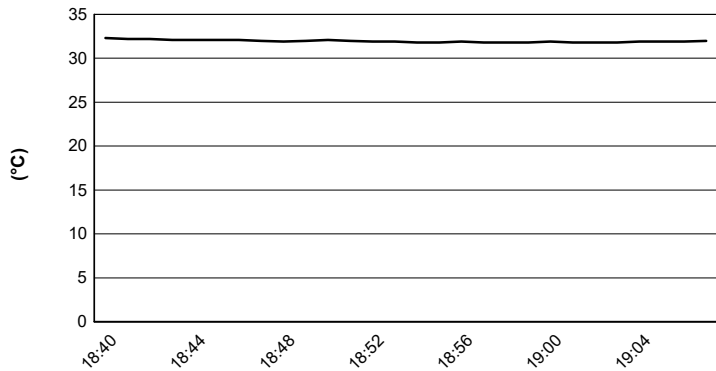
Aut.Int. Mugello 5.245 m

ACI Racing Weekend Mugello, 13-14 Luglio 2024

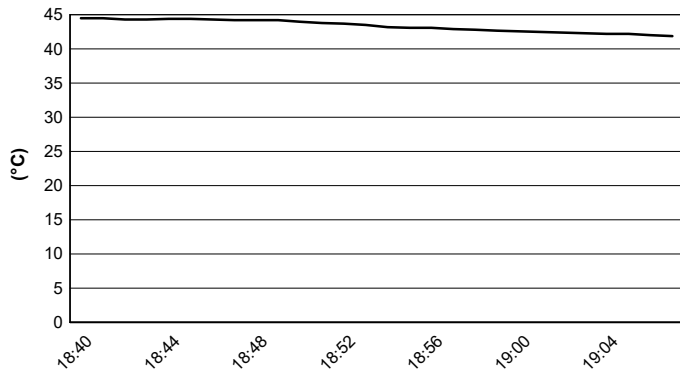
TCR Italy SEQ - Meteo Qualifiche

Session started 18:40 - Session ended 19:07

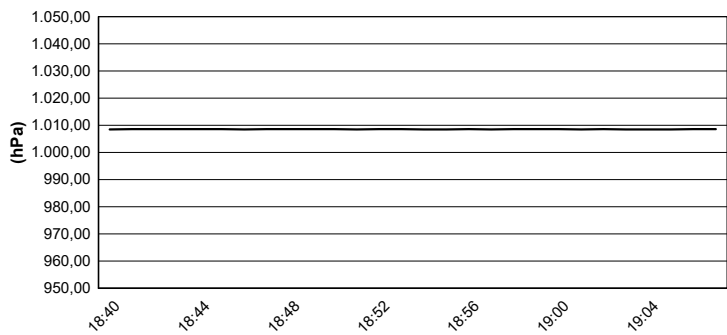
Air Temperature



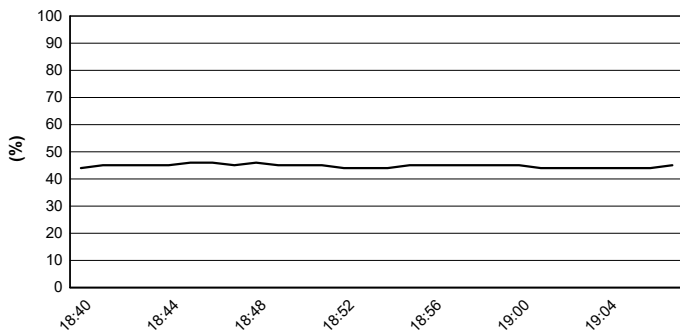
Track Temperature



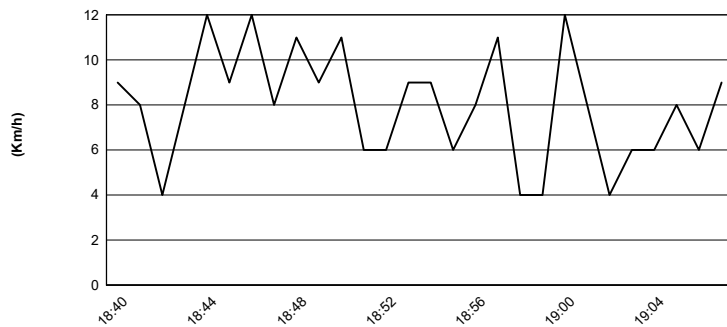
Air Pressure



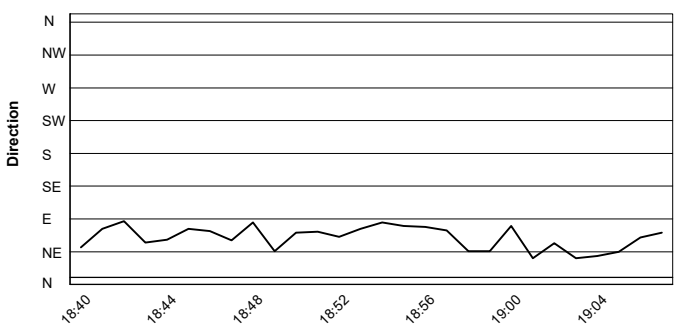
Humidity



Wind Speed



Wind Direction



12/07/2024

