

## ACI Racing Weekend Imola, 7-8 Settembre 2024

### TCR Italy SEQ - Classifica Gara 2

Giri 16 = 78,544 km - Media 156,313 km/h - Tempo di gara 30'08.927

Imola Circuit 4.909 m

Num.	Conditore	Naz	Concorrente	Team	Auto	Classe	Giri	Dist.	Rel.	Giro Veloce
1	<b>8</b> <b>BALDAN</b> Nicola	ITA	Aikoa Racing	Aikoa Racing	Audi RS3 LMS	MA	16			6 1'52.261
2	<b>76</b> <b>LEY</b> Alex	GBR	Target	Target	Hyundai Elantra N	UU	16	<b>1.310</b>	<b>1.310</b>	6 1'52.250
3	<b>27</b> <b>VOLT</b> Ruben	EST	ALM Motorsport	ALM Motorsport	Honda Civic FL5	UU	16	<b>2.273</b>	<b>0.963</b>	3 1'52.242
4	<b>82</b> <b>CIMENES</b> Jacopo	ITA	MM Motorsport	MM Motorsport	Honda Civic FL5	UU	16	<b>2.659</b>	<b>0.386</b>	6 1'52.203
5	<b>4</b> <b>TAVANO</b> Salvatore	ITA	Tavano Salvatore	Girasole	Cupra Leon VZ		16	<b>3.498</b>	<b>0.839</b>	3 1'52.257
6	<b>90</b> <b>BABUIN</b> Denis	ITA	Babuin Denis	Planet Motorsport	Audi RS3 LMS	MA	16	<b>10.071</b>	<b>6.573</b>	5 1'52.235
7P	<b>17</b> <b>TAYLOR</b> Nicolas	CAN	PMA Motorsport	PMA Motorsport	Audi RS3 LMS	UU	16	<b>13.927</b>	<b>3.856</b>	3 1'51.887
8	<b>44</b> <b>IMBERTI</b> Michele	ITA	Kombat Motorsport	Kombat Motorsport	Hyundai Elantra N		16	<b>14.508</b>	<b>0.581</b>	9 1'52.798
9	<b>12</b> <b>COVINI</b> Gabriele	ITA	BRC Racing Team	BRC Racing Team	Hyundai Elantra N	UU	16	<b>14.959</b>	<b>0.451</b>	5 1'52.563
10P	<b>81</b> <b>REDUZZI</b> Damiano	ITA	Reduzzi Damiano	Trico WRT	Hyundai Elantra N	MA	16	<b>16.227</b>	<b>1.268</b>	3 1'52.392
11	<b>87</b> <b>PARK</b> Junui	KOR	Solite Indigo Racing	Solite Indigo Racing	Hyundai Elantra N	UU	16	<b>16.974</b>	<b>0.747</b>	6 1'52.482
12	<b>72</b> <b>PELATTI</b> Sandro	ITA	PMA Motorsport	PMA Motorsport	Audi RS3 LMS	MA	16	<b>18.150</b>	<b>1.176</b>	3 1'52.128
13	<b>38</b> <b>BARBERI</b> Filippo	ITA	Aikoa Racing	Aikoa Racing	Audi RS3 LMS	UU	16	<b>18.515</b>	<b>0.365</b>	4 1'52.179
14	<b>5</b> <b>BARBERINI</b> Cosimo	ITA	Barberini Cosimo	NOS	Cupra Leon VZ		16	<b>19.363</b>	<b>0.848</b>	4 1'52.301
15	<b>69</b> <b>FOSSATI</b> Tommaso	ITA	Fossati Tommaso	FOX Racing Team	Audi RS3 LMS	UU	16	<b>23.560</b>	<b>4.197</b>	5 1'52.883
16	<b>67</b> <b>PELLEGRINI</b> Marco	ITA	MM Motorsport	MM Motorsport	Honda Civic FL5	MA	16	<b>26.846</b>	<b>3.286</b>	9 1'53.061
17	<b>10</b> <b>PAOLINO</b> Federico	ITA	Target	Target	Hyundai Elantra N		16	<b>35.711</b>	<b>8.865</b>	5 1'53.095
18	<b>3</b> <b>GURRIERI</b> Raffaele	ITA	Gurrieri Raffaele	Girasole	Cupra Leon VZ	MA	16	<b>41.006</b>	<b>5.295</b>	5 1'53.808
19	<b>22</b> <b>SCHAFER</b> Stefan	DEU	Schafer Stefan	Schafer Motorsport	Volkswagen Golf GTI		16	<b>1'09.800</b>	<b>28.794</b>	6 1'54.844
20	<b>24</b> <b>CITERA</b> Antonio	AUT	Citera Antonio	RTM Motorsport	Honda Civic FK7	MA	16	<b>1'14.948</b>	<b>5.148</b>	3 1'55.494
21	<b>11</b> <b>ROCCA</b> Paolo	ITA	ALM Motorsport	ALM Motorsport	Honda Civic FL5	UU	15	<b>1 Giro</b>	<b>1 Giro</b>	9 1'52.575
22	<b>97</b> <b>PARK</b> Junesung	KOR	Solite Indigo Racing	Solite Indigo Racing	Hyundai Elantra N		15	<b>1 Giro</b>	<b>29.719</b>	8 1'52.094
----- Non Classificati -----										
RIT	<b>9</b> <b>POLONI</b> Matteo	ITA	Poloni Matteo	Gear Works	Audi RS3 LMS		9	<b>7 Giri</b>		3 1'52.378
RIT	<b>91</b> <b>MARTINEZ</b> Luciano	ARG	MM Motorsport	MM Motorsport	Honda Civic FL5	UU	6	<b>10 Giri</b>		5 1'52.884
RIT	<b>95</b> <b>ALESSI</b> Pietro	ITA	BF Motorsport	BF Motorsport	Audi RS3 LMS	UU	4	<b>12 Giri</b>		3 1'53.040

Partenti: 25 Classificati: 22 Non Classificati: 0 Ritirati: 3 Non Partiti: 0

Giro Veloce N. 3 Num. 17 Nicolas Taylor Tempo 1'51.887 Media. 157,949 Km/h

Umidità	68%	Aria	26°C
Condizioni	DRY	Pista	32°C

#### Penalty and Infringement

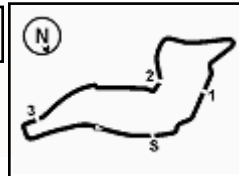
09.56	<b>17</b>	<b>N. TAYLOR</b>	#17 Time Penalty 10 sec - Stewards dec. n. 6
11.12	<b>81</b>	<b>D. REDUZZI</b>	#81 Time Penalty 10 sec - Stewards dec n. 8

Stewards : Ronny Guarini Franco Leoni Gabriele Lancieri

08/09/2024 Inizio 09:38 Fine 10:10

Esposta alle: .....





Imola Circuit 4.909 m

## ACI Racing Weekend Imola, 7-8 Settembre 2024

### TCR Italy SEQ - Classifica di Classe Rookie Master Gara 2

Giri 16 = 78,544 km - Media 156,313 km/h - Tempo di gara 30'08.927

Num.	Conditore	Naz	Concorrente	Team	Auto	Classe	Giri	Dist.	Rel.	Giro Veloce
1	<b>8 BALDAN</b> Nicola	ITA	Aikoa Racing	Aikoa Racing	Audi RS3 LMS	MA	16		6	1'52.261
2	<b>90 BABUIN</b> Denis	ITA	Babuini Denis	Planet Motorsport	Audi RS3 LMS	MA	16	<b>10.071</b>	<b>10.071</b>	5 1'52.235
3P	<b>81 REDUZZI</b> Damiano	ITA	Reduzzi Damiano	Trico WRT	Hyundai Elantra N	MA	16	<b>16.227</b>	<b>6.156</b>	3 1'52.392
4	<b>72 PELATTI</b> Sandro	ITA	PMA Motorsport	PMA Motorsport	Audi RS3 LMS	MA	16	<b>18.150</b>	<b>1.923</b>	3 <b>1'52.128</b>
5	<b>67 PELLEGRINI</b> Marco	ITA	MM Motorsport	MM Motorsport	Honda Civic FL5	MA	16	<b>26.846</b>	<b>8.696</b>	9 1'53.061
6	<b>3 GURRIERI</b> Raffaele	ITA	Gurrieri Raffaele	Girasole	Cupra Leon VZ	MA	16	<b>41.006</b>	<b>14.160</b>	5 1'53.808
7	<b>24 CITERA</b> Antonio	AUT	Citera Antonio	RTM Motorsport	Honda Civic FK7	MA	16	<b>1'14.948</b>	<b>33.942</b>	3 1'55.494

Partenti: 7 Classificati: 7 Non Classificati: 0 Ritirati: 0 Non Partiti: 0

Giro Veloce N. 3 Num. 72 Sandro Pelatti Tempo 1'52.128 Media. 157,609 Km/h

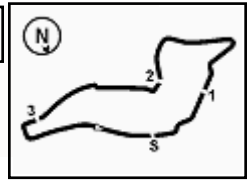
Umidità	68%	Aria	26°C
Condizioni	DRY	Pista	32°C

Stewards : Ronny Guarini Franco Leoni Gabriele Lancieri

08/09/2024 Inizio 09:38 Fine 10:10

Esposta alle: .....





Imola Circuit 4.909 m

## ACI Racing Weekend Imola, 7-8 Settembre 2024

### TCR Italy SEQ - Classifica di Classe Rookie Rookie Gara 2

Giri 16 = 78,544 km - Media 156,083 km/h - Tempo di gara 30'11.586

Num.	Conducente	Naz	Concorrente	Team	Auto	Classe	Giri	Dist.	Rel.	Giro Veloce
1	<b>82 CIMENES</b> Jacopo	ITA	MM Motorsport	MM Motorsport	Honda Civic FL5	UU	16			6 1'52.203
2P	<b>17 TAYLOR</b> Nicolas	CAN	PMA Motorsport	PMA Motorsport	Audi RS3 LMS	UU	16	<b>11.268</b>	<b>11.268</b>	3 <b>1'51.887</b>
3	<b>12 COVINI</b> Gabriele	ITA	BRC Racing Team	BRC Racing Team	Hyundai Elantra N	UU	16	<b>12.300</b>	<b>1.032</b>	5 1'52.563
4	<b>69 FOSSATI</b> Tommaso	ITA	Fossati Tommaso	FOX Racing Team	Audi RS3 LMS	UU	16	<b>20.901</b>	<b>8.601</b>	5 1'52.883
----- <b>Non Classificati</b> -----										
RIT	<b>91 MARTINEZ</b> Luciano	ARG	MM Motorsport	MM Motorsport	Honda Civic FL5	UU	6	<b>10 Giri</b>		5 1'52.884

Partenti: 5    Classificati: 4    Non Classificati: 0    Ritirati: 1    Non Partiti: 0  
 Giro Veloce N. 3    Num. 17 Nicolas Taylor    Tempo 1'51.887    Media. 157,949 Km/h

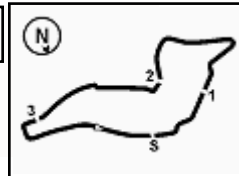
Umidità	68%	Aria	26°C
Condizioni	DRY	Pista	32°C

Stewards :                      Ronny Guarini                      Franco Leoni                      Gabriele Lancieri

08/09/2024                      Inizio 09:38                      Fine 10:10

Esposta alle: .....





Imola Circuit 4.909 m

## ACI Racing Weekend Imola, 7-8 Settembre 2024

### TCR Italy SEQ - Classifica di Classe Under Gara 2

Giri 16 = 78,544 km - Media 156,200 km/h - Tempo di gara 30'10.237

Num.	Conditore	Naz	Concorrente	Team	Auto	Classe	Giri	Dist.	Rel.	Giro Veloce
1	<b>76 LEY</b> Alex	GBR	Target	Target	Hyundai Elantra N	UU	16			6 1'52.250
2	<b>27 VOLT</b> Ruben	EST	ALM Motorsport	ALM Motorsport	Honda Civic FL5	UU	16	<b>0.963</b>	<b>0.963</b>	3 1'52.242
3	<b>82 CIMENES</b> Jacopo	ITA	MM Motorsport	MM Motorsport	Honda Civic FL5	UU	16	<b>1.349</b>	<b>0.386</b>	6 1'52.203
4P	<b>17 TAYLOR</b> Nicolas	CAN	PMA Motorsport	PMA Motorsport	Audi RS3 LMS	UU	16	<b>12.617</b>	<b>11.268</b>	3 <b>1'51.887</b>
5	<b>12 COVINI</b> Gabriele	ITA	BRC Racing Team	BRC Racing Team	Hyundai Elantra N	UU	16	<b>13.649</b>	<b>1.032</b>	5 1'52.563
6	<b>87 PARK</b> Junui	KOR	Solite Indigo Racing	Solite Indigo Racing	Hyundai Elantra N	UU	16	<b>15.664</b>	<b>2.015</b>	6 1'52.482
7	<b>38 BARBERI</b> Filippo	ITA	Aikoa Racing	Aikoa Racing	Audi RS3 LMS	UU	16	<b>17.205</b>	<b>1.541</b>	4 1'52.179
8	<b>69 FOSSATI</b> Tommaso	ITA	Fossati Tommaso	FOX Racing Team	Audi RS3 LMS	UU	16	<b>22.250</b>	<b>5.045</b>	5 1'52.883
9	<b>11 ROCCA</b> Paolo	ITA	ALM Motorsport	ALM Motorsport	Honda Civic FL5	UU	15	<b>1 Giro</b>	<b>1 Giro</b>	9 1'52.575
----- <b>Non Classificati</b> -----										
RIT	<b>91 MARTINEZ</b> Luciano	ARG	MM Motorsport	MM Motorsport	Honda Civic FL5	UU	6	<b>10 Giri</b>		5 1'52.884
RIT	<b>95 ALESSI</b> Pietro	ITA	BF Motorsport	BF Motorsport	Audi RS3 LMS	UU	4	<b>12 Giri</b>		3 1'53.040

Partenti: 11 Classificati: 9 Non Classificati: 0 Ritirati: 2 Non Partiti: 0

Giro Veloce N. 3 Num. 17 Nicolas Taylor Tempo 1'51.887 Media. 157,949 Km/h

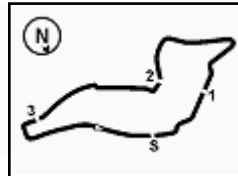
Umidità	68%	Aria	26°C
Condizioni	DRY	Pista	32°C

Stewards : Ronny Guarini Franco Leoni Gabriele Lancieri

08/09/2024 Inizio 09:38 Fine 10:10

Esposta alle: .....





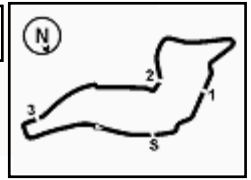
Imola Circuit 4.909 m

**ACI Racing Weekend Imola, 7-8 Settembre 2024**
**TCR Italy SEQ - Contagiri Gara 2**

		Giro															
		1	2	3	4	5	6	7	8	9	10	11	12	13	14	15	16
1	8	8	8	8	8	8	8	8	8	8	8	8	8	8	8	8	8
2	97	97	97	97	97	97	97	97	97	97	97	97	76	76	76	76	76
3	76	76	76	76	76	76	76	76	76	76	76	76	27	27	27	27	27
4	82	82	82	82	27	27	27	27	27	27	27	27	82	82	82	82	82
5	27	27	27	27	82	82	82	82	82	82	82	82	4	4	4	4	4
6	4	4	4	4	4	4	4	4	4	4	4	4	17	17	17	17	17
7	95	17	17	17	17	17	17	17	17	17	17	17	81	81	81	81	81
8	17	81	81	81	81	81	81	81	81	81	81	81	90	90	90	90	90
9	81	90	90	90	90	90	90	90	90	90	90	90	12	12	12	12	44
10	90	12	12	12	12	12	72	72	72	12	12	44	44	44	44	44	12
11	12	91	72	72	72	72	12	12	12	72	44	72	72	72	72	87	87
12	91	72	91	91	91	91	44	44	44	44	72	87	87	87	72	72	72
13	72	44	44	44	44	44	11	11	11	11	87	38	38	38	38	38	38
14	44	87	87	87	11	11	87	87	87	87	38	5	5	5	5	5	5
15	87	11	11	11	5	87	5	38	38	38	5	69	69	69	69	69	69
16	11	69	5	5	87	5	38	5	5	5	69	67	67	67	67	67	67
17	69	5	38	38	38	38	69	69	69	69	67	10	10	10	10	10	10
18	5	38	69	69	69	69	67	67	67	67	10	3	3	3	3	3	3
19	38	10	10	10	10	67	10	10	10	10	3	22	22	22	22	22	22
20	10	3	3	67	67	10	3	3	3	3	22	24	24	24	24	24	24
21	3	67	67	3	3	3	24	24	9	24	24	11	11	11	11	11	11
22	24	95	95	95	24	24	22	22	24	22	11	97	97	97	97	97	97
23	67	24	24	24	22	22	9	9	22								
24	22	22	22	22	9	9											
25	9	9	9	9													

Final Result		
1	<b>8</b> BALDAN N.	Giri 16
2	<b>76</b> LEY A.	1.310
3	<b>27</b> VOLT R.	2.273
4	<b>82</b> CIMENES J.	2.659
5	<b>4</b> TAVANO S.	3.498
6	<b>90</b> BABUIN D.	10.071
7	<b>17</b> TAYLOR N. (P)	13.927
8	<b>44</b> IMBERTI M.	14.508
9	<b>12</b> COVINI G.	14.959
10	<b>81</b> REDUZZI D. (P)	16.227
11	<b>87</b> PARK J.	16.974
12	<b>72</b> PELATTI S.	18.150
13	<b>38</b> BARBERI F.	18.515
14	<b>5</b> BARBERINI C.	19.363
15	<b>69</b> FOSSATI T.	23.560
16	<b>67</b> PELLEGRINI M.	26.846
17	<b>10</b> PAOLINO F.	35.711
18	<b>3</b> GURRIERI R.	41.006
19	<b>22</b> SCHAFER S.	1'09.800
20	<b>24</b> CITERA A.	1'14.948
21	<b>11</b> ROCCA P.	1 Giro
22	<b>97</b> PARK J.	1 Giro
RIT	<b>9</b> POLONI M.	7 Giri
RIT	<b>91</b> MARTINEZ L.	10 Giri
RIT	<b>95</b> ALESSI P.	12 Giri





## ACI Racing Weekend Imola, 7-8 Settembre 2024

### TCR Italy SEQ - Best Sectors & Speed Gara 2

CLASSIFICA		
1	<b>8 BALDAN</b> Nicola	Audi RS3 LMS 14.508
2	<b>76 LEY</b> Alex	Hvundai Elantra N 14.508
3	<b>27 VOLT</b> Ruben	Honda Civic FL5 14.508
4	<b>82 CIMENES</b> Jacopo	Honda Civic FL5 14.508
5	<b>4 TAVANO</b> Salvatore	Cupra Leon VZ 14.508
6	<b>90 BABUIN</b> Denis	Audi RS3 LMS 14.508
7	<b>17 TAYLOR</b> Nicolas	Audi RS3 LMS 14.508
8	<b>44 IMBERTI</b> Michele	Hvundai Elantra N 14.508
9	<b>12 COVINI</b> Gabriele	Hvundai Elantra N 14.508
10	<b>81 REDUZZI</b> Damiano	Hvundai Elantra N 14.508
11	<b>87 PARK</b> Junui	Hvundai Elantra N 14.508
12	<b>72 PELATTI</b> Sandro	Audi RS3 LMS 14.508
13	<b>38 BARBERI</b> Filippo	Audi RS3 LMS 14.508
14	<b>5 BARBERINI</b> Cosimo	Cupra Leon VZ 14.508
15	<b>69 FOSSATI</b> Tommaso	Audi RS3 LMS 14.508
16	<b>67 PELLEGRINI</b> Marco	Honda Civic FL5 14.508
17	<b>10 PAOLINO</b> Federico	Hvundai Elantra N 14.508
18	<b>3 GURRIERI</b> Raffaele	Cupra Leon VZ 14.508
19	<b>22 SCHAFER</b> Stefan	Volkswaen Golf GTI 14.508
20	<b>24 CITERA</b> Antonio	Honda Civic FK7 14.508
21	<b>11 ROCCA</b> Paolo	Honda Civic FL5 14.508
22	<b>97 PARK</b> Junesung	Hvundai Elantra N 14.508
RIT	<b>9 POLONI</b> Matteo	Audi RS3 LMS 14.508
RIT	<b>91 MARTINEZ</b> Luciano	Honda Civic FL5 14.508
RIT	<b>95 ALESSI</b> Pietro	Audi RS3 LMS 14.508

SPEED		
1	<b>4 TAVANO</b> Salvatore	Cupra Leon VZ 258,4
2	<b>3 GURRIERI</b> Raffaele	Cupra Leon VZ 252,3
3	<b>82 CIMENES</b> Jacopo	Honda Civic FL5 252,3
4	<b>38 BARBERI</b> Filippo	Audi RS3 LMS 251,2
5	<b>69 FOSSATI</b> Tommaso	Audi RS3 LMS 250,6
6	<b>10 PAOLINO</b> Federico	Hyundai Elantra N 250,0
7	<b>11 ROCCA</b> Paolo	Honda Civic FL5 250,0
8	<b>81 REDUZZI</b> Damiano	Hyundai Elantra N 249,4
9	<b>27 VOLT</b> Ruben	Honda Civic FL5 248,8
10	<b>72 PELATTI</b> Sandro	Audi RS3 LMS 248,8
11	<b>90 BABUIN</b> Denis	Audi RS3 LMS 248,8
12	<b>5 BARBERINI</b> Cosimo	Cupra Leon VZ 248,3
13	<b>17 TAYLOR</b> Nicolas	Audi RS3 LMS 247,7
14	<b>12 COVINI</b> Gabriele	Hyundai Elantra N 247,7
15	<b>76 LEY</b> Alex	Hyundai Elantra N 247,1
16	<b>95 ALESSI</b> Pietro	Audi RS3 LMS 247,1
17	<b>87 PARK</b> Junui	Hyundai Elantra N 246,6
18	<b>91 MARTINEZ</b> Luciano	Honda Civic FL5 246,6
19	<b>9 POLONI</b> Matteo	Audi RS3 LMS 246,0
20	<b>67 PELLEGRINI</b> Marco	Honda Civic FL5 246,0
21	<b>44 IMBERTI</b> Michele	Hyundai Elantra N 245,5
22	<b>8 BALDAN</b> Nicola	Audi RS3 LMS 244,3
23	<b>97 PARK</b> Junesung	Hyundai Elantra N 243,8
24	<b>24 CITERA</b> Antonio	Honda Civic FK7 240,0
25	<b>22 SCHAFER</b> Stefan	Volkswagen Golf GTI 237,9

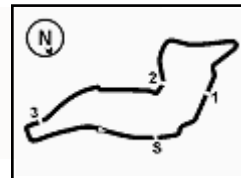
SEG. 1		
1	<b>38 BARBERI</b> Filippo	23.019
2	<b>27 VOLT</b> Ruben	23.126
3	<b>82 CIMENES</b> Jacopo	23.145
4	<b>11 ROCCA</b> Paolo	23.160
5	<b>87 PARK</b> Junui	23.198
6	<b>17 TAYLOR</b> Nicolas	23.224
7	<b>72 PELATTI</b> Sandro	23.226
8	<b>4 TAVANO</b> Salvatore	23.227
9	<b>90 BABUIN</b> Denis	23.229
10	<b>76 LEY</b> Alex	23.234
11	<b>97 PARK</b> Junesung	23.240
12	<b>5 BARBERINI</b> Cosimo	23.246
13	<b>9 POLONI</b> Matteo	23.251
14	<b>44 IMBERTI</b> Michele	23.263
15	<b>67 PELLEGRINI</b> Marco	23.265
16	<b>95 ALESSI</b> Pietro	23.273
17	<b>81 REDUZZI</b> Damiano	23.294
18	<b>12 COVINI</b> Gabriele	23.303
19	<b>8 BALDAN</b> Nicola	23.344
20	<b>3 GURRIERI</b> Raffaele	23.362
21	<b>69 FOSSATI</b> Tommaso	23.362
22	<b>91 MARTINEZ</b> Luciano	23.379
23	<b>10 PAOLINO</b> Federico	23.416
24	<b>22 SCHAFER</b> Stefan	23.845
25	<b>24 CITERA</b> Antonio	23.961

SEG. 2		
1	<b>17 TAYLOR</b> Nicolas	36.752
2	<b>5 BARBERINI</b> Cosimo	36.818
3	<b>97 PARK</b> Junesung	36.828
4	<b>8 BALDAN</b> Nicola	36.841
5	<b>82 CIMENES</b> Jacopo	36.890
6	<b>27 VOLT</b> Ruben	36.900
7	<b>81 REDUZZI</b> Damiano	36.909
8	<b>76 LEY</b> Alex	36.931
9	<b>72 PELATTI</b> Sandro	36.935
10	<b>4 TAVANO</b> Salvatore	36.941
11	<b>11 ROCCA</b> Paolo	37.023
12	<b>87 PARK</b> Junui	37.035
13	<b>44 IMBERTI</b> Michele	37.039
14	<b>12 COVINI</b> Gabriele	37.055
15	<b>90 BABUIN</b> Denis	37.153
16	<b>38 BARBERI</b> Filippo	37.234
17	<b>91 MARTINEZ</b> Luciano	37.234
18	<b>67 PELLEGRINI</b> Marco	37.252
19	<b>95 ALESSI</b> Pietro	37.291
20	<b>69 FOSSATI</b> Tommaso	37.315
21	<b>9 POLONI</b> Matteo	37.357
22	<b>3 GURRIERI</b> Raffaele	37.461
23	<b>10 PAOLINO</b> Federico	37.478
24	<b>22 SCHAFER</b> Stefan	37.757
25	<b>24 CITERA</b> Antonio	38.006

SEG. 3		
1	<b>90 BABUIN</b> Denis	31.675
2	<b>87 PARK</b> Junui	31.706
3	<b>97 PARK</b> Junesung	31.720
4	<b>76 LEY</b> Alex	31.732
5	<b>17 TAYLOR</b> Nicolas	31.750
6	<b>81 REDUZZI</b> Damiano	31.803
7	<b>44 IMBERTI</b> Michele	31.814
8	<b>9 POLONI</b> Matteo	31.838
9	<b>11 ROCCA</b> Paolo	31.865
10	<b>38 BARBERI</b> Filippo	31.867
11	<b>72 PELATTI</b> Sandro	31.874
12	<b>4 TAVANO</b> Salvatore	31.897
13	<b>8 BALDAN</b> Nicola	31.916
14	<b>69 FOSSATI</b> Tommaso	31.927
15	<b>10 PAOLINO</b> Federico	31.968
16	<b>27 VOLT</b> Ruben	31.972
17	<b>82 CIMENES</b> Jacopo	31.979
18	<b>5 BARBERINI</b> Cosimo	32.004
19	<b>12 COVINI</b> Gabriele	32.054
20	<b>91 MARTINEZ</b> Luciano	32.119
21	<b>67 PELLEGRINI</b> Marco	32.153
22	<b>95 ALESSI</b> Pietro	32.167
23	<b>3 GURRIERI</b> Raffaele	32.483
24	<b>24 CITERA</b> Antonio	32.935
25	<b>22 SCHAFER</b> Stefan	33.082

SEG. 4		
1	<b>38 BARBERI</b> Filippo	19.727
2	<b>17 TAYLOR</b> Nicolas	19.788
3	<b>4 TAVANO</b> Salvatore	19.824
4	<b>9 POLONI</b> Matteo	19.829
5	<b>8 BALDAN</b> Nicola	19.853
6	<b>90 BABUIN</b> Denis	19.860
7	<b>5 BARBERINI</b> Cosimo	19.870
8	<b>67 PELLEGRINI</b> Marco	19.898
9	<b>72 PELATTI</b> Sandro	19.906
10	<b>11 ROCCA</b> Paolo	19.907
11	<b>81 REDUZZI</b> Damiano	19.910
12	<b>12 COVINI</b> Gabriele	19.925
13	<b>10 PAOLINO</b> Federico	19.939
14	<b>82 CIMENES</b> Jacopo	19.947
15	<b>91 MARTINEZ</b> Luciano	19.955
16	<b>27 VOLT</b> Ruben	19.962
17	<b>97 PARK</b> Junesung	19.963
18	<b>69 FOSSATI</b> Tommaso	20.000
19	<b>76 LEY</b> Alex	20.023
20	<b>3 GURRIERI</b> Raffaele	20.029
21	<b>44 IMBERTI</b> Michele	20.030
22	<b>95 ALESSI</b> Pietro	20.074
23	<b>87 PARK</b> Junui	20.132
24	<b>22 SCHAFER</b> Stefan	20.160
25	<b>24 CITERA</b> Antonio	20.308





# ACI Racing Weekend Imola, 7-8 Settembre 2024

## TCR Italy SEQ - Analisi Tempi Gara 2

Start at 9:38'55.221

1 / 4

3 R. GURRIERI (1'53.808)							
Giro	Seg.1	Seg.2	Seg.3	Seg.4	T. Giro	km/h	Local Time
1		41.008	33.623	20.311	2'08.238	163,4	9:41'03.459
2	23.572	38.088	32.775	20.057	1'54.492	249,4	9:42'57.951
3	23.598	37.514	32.647	20.073	1'53.832	246,0	9:44'51.783
4	<b>23.362</b>	<b>37.461</b>	33.743	<b>20.029</b>	1'54.595	246,0	9:46'46.378
5	23.625	37.547	32.526	20.110	<b>1'53.808</b>	<b>252,3</b>	9:48'40.186
6	23.401	37.706	<b>32.483</b>	20.292	1'53.882	250,0	9:50'34.064
7	23.506	37.496	32.779	20.170	1'53.951	245,5	9:52'28.019
8	23.642	37.667	32.857	20.185	1'54.351	250,6	9:54'22.370
9	23.750	37.543	32.574	20.244	1'54.111	250,0	9:56'16.481
10	23.966	37.786	33.260	20.135	1'55.147	248,3	9:58'11.628
11	23.777	37.969	32.958	20.236	1'54.940	249,4	10:00'06.568
12	23.695	37.799	34.815	20.472	1'56.781	247,7	10:02'03.349
13	23.822	38.003	32.903	20.524	1'55.252	241,6	10:03'58.601
14	23.691	37.995	33.127	20.230	1'55.043	241,6	10:05'53.644
15	23.693	38.089	33.017	20.317	1'55.116	243,2	10:07'48.760
16	23.789	38.070	33.957	20.578	1'56.394	243,8	10:09'45.154

Tempo di gara 30'49.933

4 S. TAVANO (1'52.257)							
Giro	Seg.1	Seg.2	Seg.3	Seg.4	T. Giro	km/h	Local Time
1		39.075	32.609	<b>19.824</b>	2'00.704	174,2	9:40'55.925
2	23.614	36.951	32.211	19.938	1'52.714	255,9	9:42'48.639
3	23.276	37.127	32.011	19.843	<b>1'52.257</b>	256,5	9:44'40.896
4	23.324	<b>36.941</b>	32.192	19.873	1'52.330	256,5	9:46'33.226
5	23.610	37.345	32.189	19.893	1'53.037	<b>258,4</b>	9:48'26.263
6	23.386	37.065	32.057	20.007	1'52.515	255,9	9:50'18.778
7	23.245	37.144	<b>31.897</b>	20.041	1'52.327	254,1	9:52'11.105
8	<b>23.227</b>	37.174	32.046	20.136	1'52.583	251,7	9:54'03.688
9	23.471	37.254	32.038	19.984	1'52.747	251,7	9:55'56.435
10	23.229	37.178	32.291	19.942	1'52.640	255,9	9:57'49.075
11	23.292	37.382	32.155	20.157	1'52.986	251,7	9:59'42.061
12	23.397	37.359	32.211	20.177	1'53.144	253,5	10:01'35.205
13	23.400	37.332	32.140	20.216	1'53.088	254,7	10:03'28.293
14	23.334	37.393	32.323	20.112	1'53.162	254,1	10:05'21.455
15	23.372	37.365	32.200	20.213	1'53.150	254,1	10:07'14.605
16	23.289	37.445	32.171	20.136	1'53.041	254,7	10:09'07.646

Tempo di gara 30'12.425

5 C. BARBERINI (1'52.301)							
Giro	Seg.1	Seg.2	Seg.3	Seg.4	T. Giro	km/h	Local Time
1				20.435	2'06.224	173,6	9:41'01.445
2	23.723			20.012	1'54.185	247,1	9:42'55.630
3	23.867			<b>19.870</b>	1'53.430	225,5	9:44'49.060
4	23.275			19.923	<b>1'52.301</b>	247,1	9:46'41.361
5	23.256			20.032	1'52.692	247,7	9:48'34.053
6	<b>23.246</b>	<b>36.818</b>	33.192	20.015	1'53.271	247,1	9:50'27.324
7	23.672	37.541	32.762	20.227	1'54.202	227,4	9:52'21.526
8	25.466	37.424	32.186	19.967	1'55.043	246,6	9:54'16.569
9	23.582	37.350	32.315	19.933	1'53.180	244,9	9:56'09.749
10	24.450	37.702	32.252	20.064	1'54.468	<b>248,3</b>	9:58'04.217
11	23.649	37.410	32.836	20.124	1'54.019	241,1	9:59'58.236
12	23.418			20.082	1'52.837	245,5	10:01'51.073
13	23.419			20.017	1'52.528	246,6	10:03'43.601
14	23.389	38.080	32.098	20.152	1'53.719	247,1	10:05'37.320
15	23.535	37.342	<b>32.004</b>	20.059	1'52.940	239,5	10:07'30.260
16	23.401	37.365	32.238	20.247	1'53.251	246,0	10:09'23.511

Tempo di gara 30'28.290

8 N. BALDAN (1'52.261)							
Giro	Seg.1	Seg.2	Seg.3	Seg.4	T. Giro	km/h	Local Time
1		37.993	32.103	20.178	1'57.803	196,7	9:40'53.024
2	23.996	37.083	31.942	19.938	1'52.959	241,1	9:42'45.983
3	23.640	36.995	32.050	<b>19.853</b>	1'52.538	243,2	9:44'38.521
4	23.512	37.320	32.057	19.944	1'52.833	243,2	9:46'31.354

5	23.504	37.081	31.987	19.871	1'52.443	243,2	9:48'23.797
6	23.389	36.929	32.067	19.876	<b>1'52.261</b>	243,2	9:50'16.058
7	23.462	36.926	32.017	19.939	1'52.344	243,2	9:52'08.402
8	<b>23.344</b>	36.943	32.028	19.972	1'52.287	243,2	9:54'00.689
9	23.509	36.961	32.104	19.946	1'52.520	242,7	9:55'53.209
10	23.517	<b>36.841</b>	<b>31.916</b>	20.162	1'52.436	243,2	9:57'45.645
11	23.451	37.084	32.212	20.107	1'52.854	243,8	9:59'38.499
12	23.367	37.232	32.302	20.035	1'52.936	243,8	10:01'31.435
13	23.631	37.249	32.269	20.049	1'53.198	243,2	10:03'24.633
14	23.581	37.294	32.057	20.069	1'53.001	<b>244,3</b>	10:05'17.634
15	23.543	37.162	32.270	20.068	1'53.043	243,8	10:07'10.677
16	23.517	37.314	32.469	20.171	1'53.471	243,8	10:09'04.148

Tempo di gara 30'08.927

9 M. POLONI (1'52.378)							
Giro	Seg.1	Seg.2	Seg.3	Seg.4	T. Giro	km/h	Local Time
1		39.382	32.274	19.978	2'29.590	172,8	9:41'24.811
2	23.759			<b>19.829</b>	1'52.535	237,9	9:43'17.346
3	<b>23.251</b>	<b>37.357</b>	<b>31.838</b>	19.932	<b>1'52.378</b>	<b>246,0</b>	9:45'09.724
4	23.548	37.516	31.912	20.146	1'53.122	243,8	9:47'02.846
5	23.495			20.078	1'52.955	245,5	9:48'55.801
6	23.505	37.667	32.228	20.167	1'53.567	<b>246,0</b>	9:50'49.368
7	23.570	37.644	32.254	20.023	1'53.491	237,4	9:52'42.859
8	23.847	37.795	33.145	20.479	1'55.266	244,9	9:54'38.125
9	24.697			20.402	1'56.092	215,1	9:56'34.217

Tempo di gara 17'38.996

10 F. PAOLINO (1'53.095)							
Giro	Seg.1	Seg.2	Seg.3	Seg.4	T. Giro	km/h	Local Time
1		41.267	33.415	20.358	2'07.480	173,1	9:41'02.701
2	23.516	38.158	32.668	20.052	1'54.394	246,0	9:42'57.095
3	23.496	37.790	32.692	<b>19.939</b>	1'53.917	<b>250,0</b>	9:44'51.012
4	23.427	<b>37.478</b>	33.360	20.234	1'54.499	247,1	9:46'45.511
5	<b>23.416</b>	37.528	<b>31.968</b>	20.183	<b>1'53.095</b>	244,9	9:48'38.606
6	23.635	37.499	33.481	20.037	1'54.652	244,9	9:50'33.258
7	23.483	37.606	32.630	20.389	1'54.108	245,5	9:52'27.366
8	23.731	37.791	32.194	20.256	1'53.972	244,3	9:54'21.338
9	23.554	37.744	32.558	20.263	1'54.119	245,5	9:56'15.457
10	24.156	37.760	32.715	20.170	1'54.801	243,8	9:58'10.258
11	23.614	37.902	32.456	20.301	1'54.273	244,3	10:00'04.531
12	23.713	37.911	32.777	20.281	1'54.682	243,8	10:01'59.213
13	23.777	38.055	33.085	20.310	1'55.227	243,2	10:03'54.440
14	23.825	38.043	32.706	20.455	1'55.029	242,7	10:05'49.469
15	23.760	38.044	32.679	20.275	1'54.758	244,3	10:07'44.227
16	23.853	38.359	32.986	20.434	1'55.632	242,2	10:09'39.859

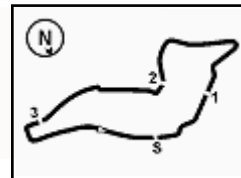
Tempo di gara 30'44.638

11 P. ROCCA (1'52.575)							
Giro	Seg.1	Seg.2	Seg.3	Seg.4	T. Giro	km/h	Local Time
1		39.884	33.480	20.224	2'05.194	167,2	9:41'00.415
2	23.858	37.826	32.417	19.949	1'54.050	247,1	9:42'54.465
3	23.260	37.428	32.216	<b>19.907</b>	1'52.811	248,3	9:44'47.276
4	23.287	37.285	32.463	19.990	1'53.025	<b>250,0</b>	9:46'40.301
5	23.573	37.094	32.258	20.051	1'52.976	247,7	9:48'33.277
6	<b>23.160</b>	<b>37.023</b>	32.404	20.203	1'52.790	245,5	9:50'26.067
7	23.702	38.136	32.596	20.710	1'55.144	246,6	9:52'21.211
8	24.164	37.349	32.185	20.066	1'53.764	246,0	9:54'14.975
9	23.363	37.213	<b>31.865</b>	20.134	<b>1'52.575</b>	246,6	9:56'07.550
10	23.277	37.288	31.935	20.084	1'52.584	246,0	9:58'00.134
11	23.164	41.240	43.439	1'21.316	3'09.159P	249,4	10:01'09.293
12	41.130	39.018	32.589	20.646	2'13.383P	163,1	10:03'22.676
13	23.755	37.492	32.341	20.703	1'54.291	243,2	10:05'16.967
14	32.578	37.918	32.662	20.124	2'03.282	132,7	10:07'20.249
15	23.616	37.923	32.765	20.179	1'54.483	240,0	10:09'14.732

Tempo di gara 30'19.511

08/09/2024

P = Box In/Out - C = Tempo Invalidato


**ACI Racing Weekend Imola, 7-8 Settembre 2024**
**TCR Italy SEQ - Analisi Tempi Gara 2**

Imola Circuit 4.909 m

Start at 9:38'55.221

**2 / 4**

12 G. COVINI (1'52.563)							
Giro	Seg.1	Seg.2	Seg.3	Seg.4	T. Giro	km/h	Local Time
1		39.299	35.307	20.143	2'03.068	196,7	9:40'58.289
2	23.596	37.575	32.131	<b>19.925</b>	1'53.227	<b>247,7</b>	9:42'51.516
3	23.357	37.233	32.187	20.044	1'52.821	242,7	9:44'44.337
4	23.442	37.240	32.356	19.984	1'53.022	246,6	9:46'37.359
5	23.414	<b>37.055</b>	32.103	19.991	<b>1'52.563</b>	246,0	9:48'29.922
6	<b>23.303</b>	37.094	32.210	20.140	1'52.747	245,5	9:50'22.669
7	23.639	38.009	32.476	20.294	1'54.418	246,6	9:52'17.087
8	23.497	37.216	32.068	20.176	1'52.957	244,9	9:54'10.044
9	24.162	37.339	32.077	20.222	1'53.800	221,8	9:56'03.844
10	24.063	37.160	32.127	20.192	1'53.542	246,0	9:57'57.386
11	23.558	37.254	<b>32.054</b>	20.126	1'52.992	244,3	9:59'50.378
12	23.408	37.655	32.321	20.190	1'53.574	246,0	10:01'43.952
13	23.713	37.368	32.075	20.217	1'53.373	245,5	10:03'37.325
14	23.531	37.239	32.225	20.146	1'53.141	244,3	10:05'30.466
15	23.741	37.518	32.153	20.224	1'53.636	237,9	10:07'24.102
16	23.824	38.390	32.502	20.289	1'55.005	243,2	10:09'19.107

Tempo di gara 30'23.886

17 N. TAYLOR (1'51.887)							
Giro	Seg.1	Seg.2	Seg.3	Seg.4	T. Giro	km/h	Local Time
1		39.777	33.115	20.136	2'01.893	196,0	9:40'57.114
2	23.598	<b>36.752</b>	31.997	<b>19.788</b>	1'52.135	246,0	9:42'49.249
3	23.242	36.811	32.023	19.811	<b>1'51.887</b>	246,6	9:44'41.136
4	23.276	37.051	32.377	20.112	1'52.816	<b>247,7</b>	9:46'33.952
5	23.352	37.033	32.254	20.069	1'52.708	244,3	9:48'26.660
6	<b>23.224</b>	37.093	32.091	19.906	1'52.314	246,0	9:50'18.974
7	23.230	37.273	32.124	19.915	1'52.542	246,0	9:52'11.516
8	23.276	37.115	<b>31.750</b>	20.311	1'52.452	246,0	9:54'03.968
9	23.541	37.200	32.005	20.030	1'52.776	243,2	9:55'56.744
10	23.413	37.179	31.995	20.115	1'52.702	246,0	9:57'49.446
11	23.448	37.115	31.914	20.601	1'53.078	245,5	9:59'42.524
12	23.445	38.007	31.787	20.227	1'53.466	245,5	10:01'35.990
13	23.502	37.242	32.170	20.088	1'53.002	245,5	10:03'28.992
14	23.527	37.222	32.069	20.155	1'52.973	244,9	10:05'21.965
15	23.525	37.332	32.122	20.171	1'53.150	244,9	10:07'15.115
16	23.402	37.304	32.112	20.142	1'52.960	246,6	10:09'08.075

Tempo di gara 30'12.854 + 10.000Pen

22 S. SCHAFFER (1'54.844)							
Giro	Seg.1	Seg.2	Seg.3	Seg.4	T. Giro	km/h	Local Time
1		41.138	35.357	20.502	2'11.137	125,6	9:41'06.358
2	24.216	38.863	33.909	20.389	1'57.377	234,3	9:43'03.735
3	24.231	38.437	33.555	20.242	1'56.465	235,8	9:45'00.200
4	24.140	37.913	33.238	20.215	1'55.506	232,8	9:46'55.706
5	23.971	38.083	33.329	20.217	1'55.600	236,8	9:48'51.306
6	<b>23.845</b>	<b>37.757</b>	<b>33.082</b>	<b>20.160</b>	<b>1'54.844</b>	235,8	9:50'46.150
7	23.857	37.998	33.096	20.310	1'55.261	<b>237,9</b>	9:52'41.411
8	23.897	38.584	33.470	20.363	1'56.314	237,4	9:54'37.725
9	24.722	38.129	34.014	20.456	1'57.321	225,9	9:56'35.046
10	24.326	38.635	33.187	20.356	1'56.504	232,8	9:58'31.550
11	24.509	38.719	33.416	20.431	1'57.075	231,3	10:00'28.625
12	24.149	38.060	33.989	21.209	1'57.407	233,8	10:02'26.032
13	24.356	38.355	33.536	20.589	1'56.836	229,3	10:04'22.868
14	24.267	38.495	33.448	20.478	1'56.688	232,8	10:06'19.556
15	24.195	38.575	33.687	20.524	1'56.981	233,3	10:08'16.537
16	24.449	38.588	33.872	20.502	1'57.411	223,1	10:10'13.948

Tempo di gara 31'18.727

24 A. CITERA (1'55.494)							
Giro	Seg.1	Seg.2	Seg.3	Seg.4	T. Giro	km/h	Local Time
1		41.646	34.212	20.538	2'09.399	172,8	9:41'04.620
2	24.470	38.927	33.370	<b>20.308</b>	1'57.075	234,3	9:43'01.695
3	24.082	38.122	<b>32.935</b>	20.355	<b>1'55.494</b>	<b>240,0</b>	9:44'57.189
4	24.152	38.176	33.106	20.367	1'55.801	237,9	9:46'52.990

5	<b>23.961</b>	38.046	33.152	20.345	1'55.504	237,9	9:48'48.494
6	24.155	38.040	33.434	20.439	1'56.068	236,8	9:50'44.562
7	24.248	38.158	33.122	20.412	1'55.940	235,3	9:52'40.502
8	24.257	38.712	33.227	20.840	1'57.036	235,8	9:54'37.538
9	24.550	<b>38.006</b>	33.852	20.839	1'57.247	233,3	9:56'34.785
10	24.445	38.145	33.311	20.528	1'56.429	234,8	9:58'31.214
11	24.680	39.982	33.758	20.427	1'58.847	231,8	10:00'30.061
12	24.305	40.517	34.266	21.540	2'00.628	232,8	10:02'30.689
13	24.773	38.368	34.058	20.645	1'57.844	232,8	10:04'28.533
14	24.441	38.674	33.278	20.664	1'57.057	231,8	10:06'25.590
15	24.264	38.182	33.638	20.715	1'56.799	235,3	10:08'22.389
16	24.532	38.203	33.559	20.413	1'56.707	233,3	10:10'19.096

Tempo di gara 31'23.875

27 R. VOLT (1'52.242)							
Giro	Seg.1	Seg.2	Seg.3	Seg.4	T. Giro	km/h	Local Time
1		38.962	32.574	19.967	2'00.389	189,1	9:40'55.610
2	23.389	<b>36.900</b>	32.395	19.993	1'52.677	246,0	9:42'48.287
3	23.232	36.980	32.037	19.993	<b>1'52.242</b>	247,7	9:44'40.529
4	23.232	36.942	32.243	19.985	1'52.402	<b>248,8</b>	9:46'32.931
5	23.216	37.207	32.007	<b>19.962</b>	1'52.392	<b>248,8</b>	9:48'25.323
6	<b>23.126</b>	37.163	<b>31.972</b>	20.011	1'52.272	<b>248,8</b>	9:50'17.595
7	23.252	36.948	32.048	20.040	1'52.288	247,7	9:52'09.883
8	23.388	37.146	32.156	20.092	1'52.782	248,3	9:54'02.665
9	23.392	37.056	32.076	20.046	1'52.570	246,6	9:55'55.235
10	23.313	37.047	32.021	20.045	1'52.426	248,3	9:57'47.661
11	23.287	37.246	32.113	20.101	1'52.747	248,3	9:59'40.408
12	23.394	37.783	32.121	20.140	1'53.438	246,6	10:01'33.846
13	23.577	37.143	32.135	20.149	1'53.004	247,7	10:03'26.850
14	23.612	37.407	32.127	20.560	1'53.706	248,3	10:05'20.556
15	23.513	37.231	31.999	20.083	1'52.826	246,6	10:07'13.382
16	23.367	37.302	32.124	20.246	1'53.039	247,1	10:09'06.421

Tempo di gara 30'11.200

38 F. BARBERI (1'52.179)							
Giro	Seg.1	Seg.2	Seg.3	Seg.4	T. Giro	km/h	Local Time
1		41.134	33.247	20.247	2'06.449	183,4	9:41'01.670
2	23.667	38.304	32.496	19.909	1'54.376	248,8	9:42'56.046
3	23.575	38.315	31.869	<b>19.727</b>	1'53.486	242,7	9:44'49.532
4	<b>23.019</b>	37.334	31.947	19.879	<b>1'52.179</b>	<b>251,2</b>	9:46'41.711
5	23.099	<b>37.234</b>	32.632	19.989	1'52.954	250,6	9:48'34.665
6	23.572	37.287	32.134	19.972	1'52.965	<b>251,2</b>	9:50'27.630
7	23.441	37.870	32.608	20.150	1'54.069	247,7	9:52'21.699
8	24.242	37.523	32.279	19.972	1'54.016	240,0	9:54'15.715
9	23.431	37.373	<b>31.867</b>	19.983	1'52.654	242,7	9:56'08.369
10	23.632	37.490	32.127	19.943	1'53.192	247,1	9:58'01.561
11	23.405	37.370	32.427	20.095	1'53.297	249,4	9:59'54.858
12	23.419	37.721	32.423	20.138	1'53.701	247,7	10:01'48.559
13	23.510	37.483	32.438	19.980	1'53.411	249,4	10:03'41.970
14	23.300	37.517	32.173	20.049	1'53.039	250,6	10:05'35.009
15	23.391	37.427	32.212	20.400	1'53.430	250,0	10:07'28.439
16	23.753	37.695	32.714	20.062	1'54.224	248,3	10:09'22.663

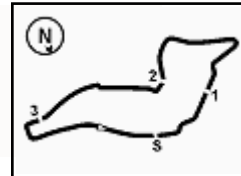
Tempo di gara 30'27.442

44 M. IMBERTI (1'52.798)							
Giro	Seg.1	Seg.2	Seg.3	Seg.4	T. Giro	km/h	Local Time
1		39.285	33.121	20.847	2'04.623	178,2	9:40'59.844
2	23.808	37.439	32.258	20.207	1'53.712	240,0	9:42'53.556
3	23.544	37.112	32.214	20.079	1'52.949	244,3	9:44'46.505
4	23.318	37.282	32.219	<b>20.030</b>	1'52.849	244,9	9:46'39.354
5	23.357	37.133	32.230	20.120	1'52.840	244,3	9:48'32.194
6	<b>23.263</b>	37.402	32.566	20.318	1'53.549	244,3	9:50'25.743
7	23.825	37.132	<b>31.814</b>	20.276	1'53.047	241,6	9:52'18.790
8	23.338	<b>37.039</b>	33.011	20.169	1'53.557	242,7	9:54'12.347
9	23.570	37.139	32.037	20.052	<b>1'52.798</b>	241,6	9:56'05.145
10	23.484	37.316	32.346	20.189	1'53.335	242,7	9:57'58.480

08/09/2024

P = Box In/Out - C = Tempo Invalidato





Imola Circuit 4.909 m

**3 / 4**
**ACI Racing Weekend Imola, 7-8 Settembre 2024**
**TCR Italy SEQ - Analisi Tempi Gara 2**

Start at 9:38'55.221

Tempo di gara 30'27.077

11	23.373	37.340	31.936	20.318	1'52.967	<b>245,5</b>	9:59'51.447
12	23.391	37.409	32.116	20.154	1'53.070	242,2	10:01'44.517
13	23.562	37.531	32.219	20.282	1'53.594	243,2	10:03'38.111
14	23.447	37.378	32.078	20.087	1'52.990	242,2	10:05'31.101
15	23.638	37.413	32.281	20.148	1'53.480	243,2	10:07'24.581
16	23.492	37.708	32.293	20.582	1'54.075	244,3	10:09'18.656

Tempo di gara 30'23.435

**67 M. PELLEGRINI (1'53.061)**

Giro	Seg.1	Seg.2	Seg.3	Seg.4	T. Giro	km/h	Local Time
1		43.487	33.783	20.113	2'09.507	189,8	9:41'04.728
2	23.955	37.632	32.689	<b>19.898</b>	1'54.174	241,6	9:42'58.902
3	23.436	37.474	32.383	20.049	1'53.342	244,3	9:44'52.244
4	23.316	37.344	32.878	20.102	1'53.640	<b>246,0</b>	9:46'45.884
5	23.709	<b>37.252</b>	<b>32.153</b>	20.108	1'53.222	<b>246,0</b>	9:48'39.106
6	23.585	37.399	32.493	20.052	1'53.529	245,5	9:50'32.635
7	23.411	37.472	33.130	20.044	1'54.057	242,2	9:52'26.692
8	23.465	37.281	32.381	20.208	1'53.335	242,7	9:54'20.027
9	23.505	37.283	32.179	20.094	<b>1'53.061</b>	243,8	9:56'13.088
10	23.758	37.643	32.521	20.206	1'54.128	244,3	9:58'07.216
11	23.347	37.565	32.738	20.103	1'53.753	243,8	10:00'00.969
12	23.312	37.493	32.234	20.160	1'53.199	243,8	10:01'54.168
13	<b>23.265</b>	37.663	32.731	20.194	1'53.853	243,8	10:03'48.021
14	23.304	37.775	32.550	20.166	1'53.795	243,2	10:05'41.816
15	23.302	37.588	32.994	20.362	1'54.246	243,8	10:07'36.062
16	23.587	37.847	32.905	20.593	1'54.932	240,0	10:09'30.994

Tempo di gara 30'35.773

**69 T. FOSSATI (1'52.883)**

Giro	Seg.1	Seg.2	Seg.3	Seg.4	T. Giro	km/h	Local Time
1		39.317	34.386	20.307	2'05.882	185,6	9:41'01.103
2	23.619	37.870	32.526	20.299	1'54.314	246,6	9:42'55.417
3	23.514	39.288	32.283	<b>20.000</b>	1'55.085	240,5	9:44'50.502
4	23.380	37.482	32.315	20.019	1'53.196	246,0	9:46'43.698
5	<b>23.362</b>	37.396	32.045	20.080	<b>1'52.883</b>	246,0	9:48'36.581
6	23.524	<b>37.315</b>	31.988	20.137	1'52.964	246,0	9:50'29.545
7	23.704	37.598	32.293	20.137	1'53.732	246,0	9:52'23.277
8	23.907	37.890	32.116	20.167	1'54.080	244,9	9:54'17.357
9	23.629	37.415	32.183	20.187	1'53.414	244,9	9:56'10.771
10	24.397	37.851	32.047	20.203	1'54.498	<b>250,6</b>	9:58'05.269
11	23.825	37.467	32.371	20.194	1'53.857	246,0	9:59'59.126
12	23.513	37.674	31.948	20.236	1'53.371	247,1	10:01'52.497
13	23.675	37.512	<b>31.927</b>	20.241	1'53.355	244,9	10:03'45.852
14	23.529	37.506	32.328	20.311	1'53.674	246,0	10:05'39.526
15	23.624	37.766	32.180	20.304	1'53.874	244,9	10:07'33.400
16	23.689	37.651	32.650	20.318	1'54.308	244,9	10:09'27.708

Tempo di gara 30'32.487

**72 S. PELATTI (1'52.128)**

Giro	Seg.1	Seg.2	Seg.3	Seg.4	T. Giro	km/h	Local Time
1		39.628	33.311	21.165	2'04.522	165,6	9:40'59.743
2	23.631	37.303	32.215	19.909	1'53.058	244,9	9:42'52.801
3	23.413	<b>36.935</b>	<b>31.874</b>	<b>19.906</b>	<b>1'52.128</b>	246,0	9:44'44.929
4	<b>23.226</b>	37.282	32.323	20.071	1'52.902	<b>248,8</b>	9:46'37.831
5	23.351	37.185	32.094	19.946	1'52.576	<b>248,8</b>	9:48'30.407
6	23.303	37.000	32.215	20.154	1'52.672	<b>248,8</b>	9:50'23.079
7	23.457	37.494	31.922	20.619	1'53.492	248,3	9:52'16.571
8	23.447	37.233	31.983	20.277	1'52.940	247,1	9:54'09.511
9	23.866	37.506	32.072	20.212	1'53.656	229,8	9:56'03.167
10	24.959	37.541	32.284	20.173	1'54.957	244,9	9:57'58.124
11	23.489	38.050	32.623	20.077	1'54.239	247,1	9:59'52.363
12	23.378	37.784	32.145	20.181	1'53.488	247,7	10:01'45.851
13	23.757	37.633	32.242	20.298	1'53.930	246,0	10:03'39.781
14	23.552	37.476	32.402	20.040	1'53.470	244,9	10:05'33.251
15	23.488	37.554	32.271	21.578	1'54.891	246,0	10:07'28.142
16	23.731	37.709	32.466	20.250	1'54.156	240,0	10:09'22.298

08/09/2024

P = Box In/Out - C = Tempo Invalidato

76 A. LEY (1'52.250)								
Giro	Seg.1	Seg.2	Seg.3	Seg.4	T. Giro	km/h	Local Time	
1			38.420	32.552	<b>20.023</b>	1'58.707	195,7	9:40'53.928
2	23.844	37.159	32.136	20.054	1'53.193	235,3	9:42'47.121	
3	23.322	37.259	32.044	20.041	1'52.666	244,9	9:44'39.787	
4	<b>23.234</b>	37.056	31.924	20.138	1'52.352	245,5	9:46'32.139	
5	23.348	37.465	31.840	20.042	1'52.695	244,9	9:48'24.834	
6	23.370	36.990	31.812	20.078	<b>1'52.250</b>	244,9	9:50'17.084	
7	23.335	<b>36.931</b>	32.124	20.104	1'52.494	246,0	9:52'09.578	
8	23.361	37.138	31.783	20.064	1'52.346	246,6	9:54'01.924	
9	23.552	36.979	31.989	20.102	1'52.622	244,9	9:55'54.546	
10	23.371	37.213	<b>31.732</b>	20.033	1'52.349	244,9	9:57'46.895	
11	23.545	37.220	31.993	20.211	1'52.969	<b>247,1</b>	9:59'39.864	
12	23.430	37.954	31.777	20.078	1'53.239	244,9	10:01'33.103	
13	23.427	37.245	31.768	20.171	1'52.611	243,8	10:03'25.714	
14	23.410	37.274	31.922	20.125	1'52.731	244,9	10:05'18.445	
15	23.429	37.310	32.196	20.201	1'53.136	243,8	10:07'11.581	
16	23.586	37.450	32.554	20.287	1'53.877	243,8	10:09'05.458	

Tempo di gara 30'10.237

**81 D. REDUZZI (1'52.392)**

Giro	Seg.1	Seg.2	Seg.3	Seg.4	T. Giro	km/h	Local Time
1			39.752	32.778	2'02.393	167,4	9:40'57.614
2	23.487	37.326	32.177	20.020	1'53.010	247,1	9:42'50.624
3	23.497	37.073	31.912	<b>19.910</b>	<b>1'52.392</b>	247,1	9:44'43.016
4	23.478	37.040	32.118	19.944	1'52.580	245,5	9:46'35.596
5	23.412	<b>36.909</b>	32.044	20.033	1'52.398	245,5	9:48'27.994
6	23.493	37.265	<b>31.803</b>	20.029	1'52.590	246,6	9:50'20.584
7	<b>23.294</b>	37.042	32.268	20.104	1'52.708	248,8	9:52'13.292
8	23.424	37.051	31.943	20.153	1'52.571	<b>249,4</b>	9:54'05.863
9	23.385	37.026	32.015	20.127	1'52.553	246,0	9:55'58.416
10	23.331	37.102	31.984	20.089	1'52.506	247,1	9:57'50.922
11	23.461	37.197	32.074	20.150	1'52.882	248,3	9:59'43.804
12	23.397	38.146	32.144	20.109	1'53.796	246,6	10:01'37.600
13	23.475	37.712	32.060	20.176	1'53.423	246,6	10:03'31.023
14	23.408	37.290	32.001	20.171	1'52.870	245,5	10:05'23.893
15	23.649	37.524	32.072	20.243	1'53.488	246,0	10:07'17.381
16	23.401	37.368	32.025	20.200	1'52.994	246,6	10:09'10.375

Tempo di gara 30'15.154 + 10.000Pen

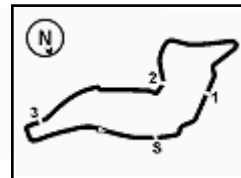
**82 J. CIMENES (1'52.203)**

Giro	Seg.1	Seg.2	Seg.3	Seg.4	T. Giro	km/h	Local Time
1			38.119	32.231	1'58.968	201,5	9:40'54.189
2	23.890	37.142	32.325	19.988	1'53.345	233,3	9:42'47.534
3	23.304	37.152	32.174	19.988	1'52.618	251,2	9:44'40.152
4	23.197	37.023	32.121	19.993	1'52.334	251,7	9:46'32.486
5	23.256	37.970	32.033	20.104	1'53.363	<b>252,3</b>	9:48'25.849
6	<b>23.145</b>	<b>36.890</b>	32.078	20.090	<b>1'52.203</b>	251,7	9:50'18.052
7	23.194	37.007	32.078	<b>19.947</b>	1'52.226	251,7	9:52'10.278
8	23.288	37.151	32.260	20.005	1'52.704	251,7	9:54'02.982
9	23.504	37.031	32.277	20.028	1'52.840	242,7	9:55'55.822
10	23.237	37.017	32.151	20.065	1'52.470	251,2	9:57'48.292
11	23.287	37.061	<b>31.979</b>	20.026	1'52.353	251,7	9:59'40.645
12	23.403	37.813	32.423	20.040	1'53.679	242,2	10:01'34.324
13	23.338	37.227	32.161	20.080	1'52.806	250,0	10:03'27.130
14	23.455	37.592	32.147	20.462	1'53.656	250,6	10:05'20.786
15	23.473	37.420	32.166	20.016	1'53.075	244,3	10:07'13.861
16	23.237	37.449	31.988	20.272	1'52.946	251,7	10:09'06.807

Tempo di gara 30'11.586

**87 J. PARK (1'52.482)**

Giro	Seg.1	Seg.2	Seg.3	Seg.4	T. Giro	km/h	Local Time
1			39.371	33.888	2'04.721	166,4	9:40'59.942
2	24.119	37.507	32.104	20.177	1'53.907	241,6	9:42'53.849
3	23.524	37.407	31.983	<b>20.132</b>	1'53.046	246,0	9:44'46.895



Imola Circuit 4.909 m

**ACI Racing Weekend Imola, 7-8 Settembre 2024**
**TCR Italy SEQ - Analisi Tempi Gara 2**

Start at 9:38'55.221

**4 / 4**

4	23.446	37.191	32.300	20.268	1'53.205	<b>246,6</b>	9:46'40.100	13	39.503	37.863	31.939	20.192	2'09.497P	164,4	10:05'57.834
5	23.502	<b>37.035</b>	33.648	20.197	1'54.382	242,2	9:48'34.482	14	23.513	36.963	31.974	20.177	1'52.627	239,5	10:07'50.461
6	23.417	37.140	31.726	20.199	<b>1'52.482</b>	244,9	9:50'26.964	15	23.410	37.194	33.128	20.258	1'53.990	242,2	10:09'44.451
7	23.767	37.538	32.499	20.592	1'54.396	245,5	9:52'21.360								
8	24.311	37.473	32.054	20.219	1'54.057	243,2	9:54'15.417								
9	23.548	37.265	<b>31.706</b>	20.223	1'52.742	244,9	9:56'08.159								
10	23.506	37.218	31.871	20.292	1'52.887	<b>246,6</b>	9:58'01.046								
11	23.339	37.657	32.111	20.269	1'53.376	244,9	9:59'54.422								
12	23.567	37.735	32.155	20.384	1'53.841	244,9	10:01'48.263								
13	23.595	37.389	32.106	20.251	1'53.341	244,3	10:03'41.604								
14	23.454	37.314	31.908	20.223	1'52.899	244,3	10:05'34.503								
15	<b>23.198</b>	37.388	32.164	20.590	1'53.340	244,9	10:07'27.843								
16	23.537	37.357	32.062	20.323	1'53.279	244,3	10:09'21.122								

Tempo di gara 30'49.230

Tempo di gara 30'25.901

**90 D. BABUIN (1'52.235)**

Giro	Seg.1	Seg.2	Seg.3	Seg.4	T. Giro	km/h	Local Time
1		39.232	33.035	20.666	2'02.657	175,6	9:40'57.878
2	23.574	37.446	32.263	19.863	1'53.146	236,8	9:42'51.024
3	23.376	37.255	32.191	20.024	1'52.846	242,7	9:44'43.870
4	<b>23.229</b>	37.179	31.986	<b>19.860</b>	1'52.254	247,1	9:46'36.124
5	23.231	37.185	<b>31.675</b>	20.144	<b>1'52.235</b>	243,2	9:48'28.359
6	23.348	37.291	32.187	20.102	1'52.928	<b>248,8</b>	9:50'21.287
7	23.267	<b>37.153</b>	32.009	20.020	1'52.449	246,6	9:52'13.736
8	23.335	37.242	31.955	20.274	1'52.806	<b>248,8</b>	9:54'06.542
9	23.368	37.198	31.763	20.021	1'52.350	243,2	9:55'58.892
10	23.262	37.245	31.909	20.087	1'52.503	241,6	9:57'51.395
11	23.383	37.382	32.048	20.232	1'53.045	247,1	9:59'44.440
12	23.339	37.764	32.451	20.197	1'53.751	247,1	10:01'38.191
13	23.618	37.619	32.149	20.169	1'53.555	238,9	10:03'31.746
14	23.356	37.525	32.253	20.249	1'53.383	243,2	10:05'25.129
15	24.118	37.823	32.598	20.159	1'54.698	240,0	10:07'19.827
16	23.807	37.762	32.653	20.170	1'54.392	245,5	10:09'14.219

Tempo di gara 30'18.998

**91 L. MARTINEZ (1'52.884)**

Giro	Seg.1	Seg.2	Seg.3	Seg.4	T. Giro	km/h	Local Time
1		39.866	33.449	20.475	2'03.562	181,2	9:40'58.783
2	23.685	37.431	32.574	20.306	1'53.996	<b>246,6</b>	9:42'52.779
3	23.683	<b>37.234</b>	32.284	20.017	1'53.218	242,2	9:44'45.997
4	23.402	37.432	32.140	<b>19.955</b>	1'52.929	244,9	9:46'38.926
5	<b>23.379</b>	37.317	<b>32.119</b>	20.069	<b>1'52.884</b>	242,7	9:48'31.810
6	23.394	37.486	32.386	20.473	1'53.739	242,2	9:50'25.549

Tempo di gara 11'30.328

**95 P. ALESSI (1'53.040)**

Giro	Seg.1	Seg.2	Seg.3	Seg.4	T. Giro	km/h	Local Time
1		39.363	32.835	20.243	2'01.494	172,5	9:40'56.715
2	23.962	46.034	32.751	20.141	2'02.888	244,9	9:42'59.603
3	<b>23.273</b>	37.526	<b>32.167</b>	<b>20.074</b>	<b>1'53.040</b>	<b>247,1</b>	9:44'52.643
4	23.410	<b>37.291</b>	33.469	20.157	1'54.327	243,2	9:46'46.970

Tempo di gara 7'51.749

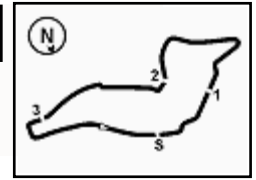
**97 J. PARK (1'52.094)**

Giro	Seg.1	Seg.2	Seg.3	Seg.4	T. Giro	km/h	Local Time
1		37.961	32.289	20.162	1'58.329	187,5	9:40'53.550
2	23.711	37.168	32.323	19.988	1'53.190	241,1	9:42'46.740
3	23.394	36.976	32.251	<b>19.963</b>	1'52.584	243,2	9:44'39.324
4	23.272	37.006	32.128	20.058	1'52.464	243,2	9:46'31.788
5	23.381	37.170	32.014	20.104	1'52.669	<b>243,8</b>	9:48'24.457
6	23.434	<b>36.828</b>	31.938	20.097	1'52.297	243,2	9:50'16.754
7	<b>23.240</b>	37.034	31.964	20.180	1'52.418	242,7	9:52'09.172
8	23.279	36.936	<b>31.720</b>	20.159	<b>1'52.094</b>	<b>243,8</b>	9:54'01.266
9	23.375	37.112	31.988	20.123	1'52.598	242,2	9:55'53.864
10	23.538	37.025	31.958	20.138	1'52.659	242,7	9:57'46.523
11	23.583	37.262	31.947	20.127	1'52.919	243,2	9:59'39.442
12	23.698	1'00.064	58.570	1'46.563	4'08.895P	242,7	10:03'48.337

08/09/2024

P = Box In/Out - C = Tempo Invalidato





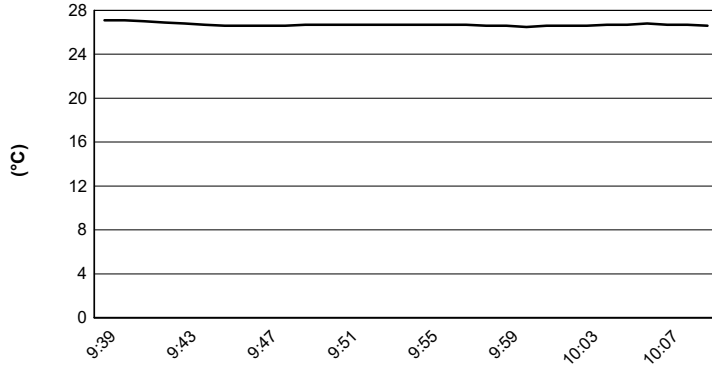
Imola Circuit 4.909 m

ACI Racing Weekend Imola, 7-8 Settembre 2024

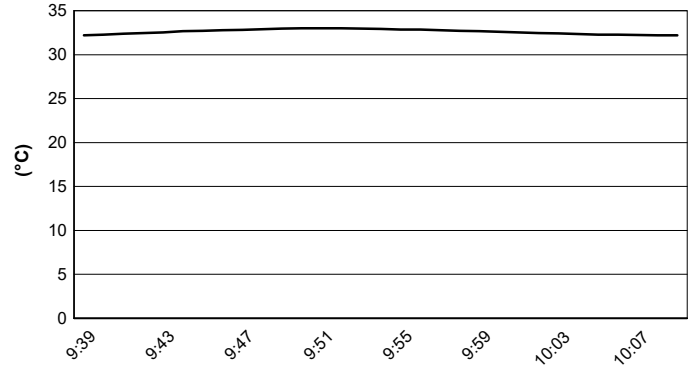
TCR Italy SEQ - Meteo Gara 2

Session started 09:39 - Session ended 10:10

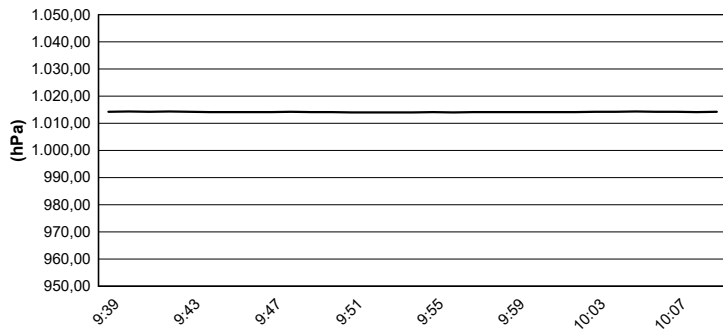
Air Temperature



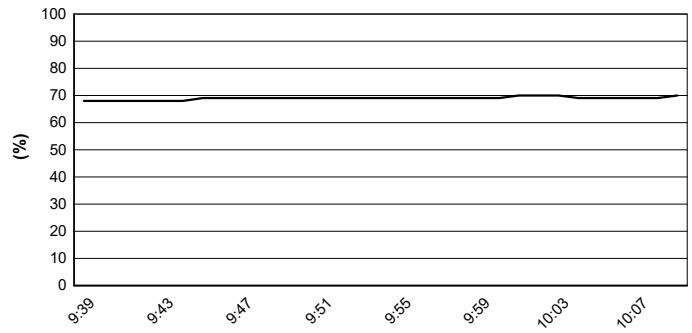
Track Temperature



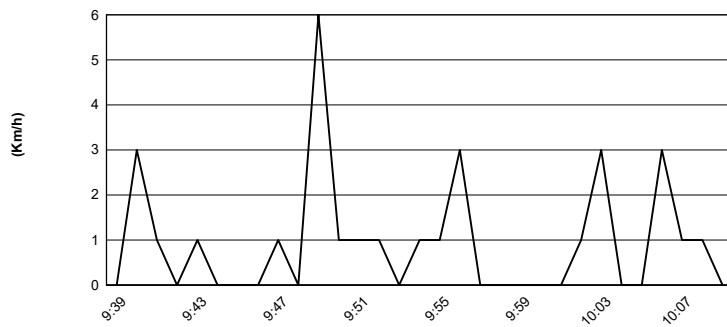
Air Pressure



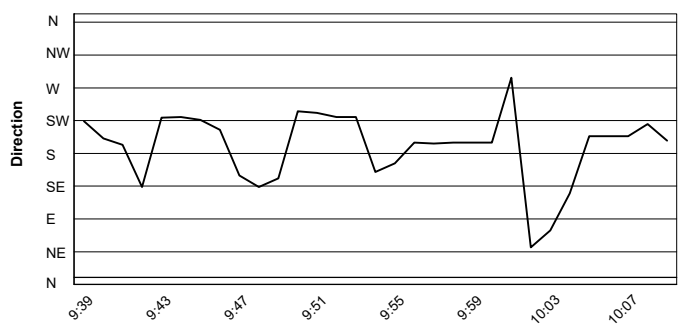
Humidity



Wind Speed

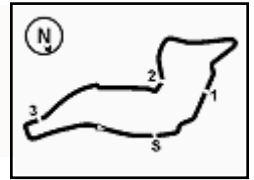


Wind Direction



08/09/2024





Imola Circuit 4.909 m

**ACI Racing Weekend Imola, 7-8 Settembre 2024**  
**TCR Italy SEQ - Griglia Gara 2 (Durata: 28' +1 Giro)**

<b>24</b>	<b>CITERA A.</b> RTM Motorsport	Honda	<b>22</b>	<b>SCHAFFER S.</b> Schafer Motorsport	Volkswagen	<b>13</b>
<b>10</b>	<b>PAOLINO F.</b> Target	Hyundai	<b>3</b>	<b>GURRIERI R.</b> Girasole	Cupra	<b>12</b>
<b>38</b>	<b>BARBERI F.</b> Aikoa Racing	Audi	<b>67</b>	<b>PELLEGRINI M.</b> MM Motorsport	Honda	<b>11</b>
<b>91</b>	<b>MARTINEZ L.</b> MM Motorsport	Honda	<b>69</b>	<b>FOSSATI T.</b> FOX Racing Team	Audi	<b>10</b>
<b>5</b>	<b>BARBERINI C.</b> NOS	Cupra	<b>44</b>	<b>IMBERTI M.</b> Kombat Motorsport	Hyundai	<b>9</b>
<b>90</b>	<b>BABUIN D.</b> Planet Motorsport	Audi	<b>72</b>	<b>PELATTI S.</b> PMA Motorsport	Audi	<b>8</b>
<b>95</b>	<b>ALESSI P.</b> BF Motorsport	Audi	<b>81</b>	<b>REDUZZI D.</b> Trico WRT	Hyundai	<b>7</b>
<b>4</b>	<b>TAVANO S.</b> Girasole	Cupra	<b>87</b>	<b>PARK J.</b> Solite Indigo Racing	Hyundai	<b>6</b>
<b>9</b>	<b>POLONI M.</b> Gear Works	Audi	<b>11</b>	<b>ROCCA P.</b> ALM Motorsport	Honda	<b>5</b>
<b>82</b>	<b>CIMENES J.</b> MM Motorsport	Honda	<b>27</b>	<b>VOLT R.</b> ALM Motorsport	Honda	<b>4</b>
<b>76</b>	<b>LEY A.</b> Target	Hyundai	<b>17</b>	<b>TAYLOR N.</b> PMA Motorsport	Audi	<b>3</b>
<b>8</b>	<b>BALDAN N.</b> Aikoa Racing	Audi	<b>97</b>	<b>PARK J.</b> Solite Indigo Racing	Hyundai	<b>2</b>
			<b>12</b>	<b>COVINI G.</b> BRC Racing Team	Hyundai	<b>1</b>

