
ACI Racing Weekend Imola, 7-8 Settembre 2024
TCR Italy SEQ - Classifica Qualifiche

Imola Circuit 4.909 m

1 / 2

Num.	Conducente	Naz	Concorrente	Team	Auto	Classe	Tempo	Dist.	Rel.	Giri
1	9 POLONI Matteo	ITA	Poloni Matteo	Gear Works	Audi RS3 LMS		1'49.920			10
2	27 VOLT Ruben	EST	ALM Motorsport	ALM Motorsport	Honda Civic FL5	UU	1'50.202	0.282	0.282	10
3	82 CIMENES Jacopo	ITA	MM Motorsport	MM Motorsport	Honda Civic FL5	UU	1'50.721	0.801	0.519	10
4	17 TAYLOR Nicolas	CAN	PMA Motorsport	PMA Motorsport	Audi RS3 LMS	UU	1'50.793	0.873	0.072	9
5	76 LEY Alex	GBR	Target	Target	Hyundai Elantra N	UU	1'50.894	0.974	0.101	12
6	97 PARK Junesung	KOR	Solite Indigo Racing	Solite Indigo Racing	Hyundai Elantra N		1'50.932	1.012	0.038	11
7	8 BALDAN Nicola	ITA	Aikoa Racing	Aikoa Racing	Audi RS3 LMS	MA	1'50.942	1.022	0.010	10
8	12 COVINI Gabriele	ITA	BRC Racing Team	BRC Racing Team	Hyundai Elantra N	UU	1'50.945	1.025	0.003	11
9	11 ROCCA Paolo	ITA	ALM Motorsport	ALM Motorsport	Honda Civic FL5	UU	1'51.007	1.087	0.062	11
10	4 TAVANO Salvatore	ITA	Tavano Salvatore	Girasole	Cupra Leon VZ		1'51.125	1.205	0.118	9
11	87 PARK Junui	KOR	Solite Indigo Racing	Solite Indigo Racing	Hyundai Elantra N	UU	1'51.157	1.237	0.032	8
12	95 ALESSI Pietro	ITA	BF Motorsport	BF Motorsport	Audi RS3 LMS	UU	1'51.234	1.314	0.077	9
13	81 REDUZZI Damiano	ITA	Reduzzi Damiano	Trico WRT	Hyundai Elantra N	MA	1'51.274	1.354	0.040	11
14	90 BABUIN Denis	ITA	Babuin Denis	Planet Motorsport	Audi RS3 LMS	MA	1'51.369	1.449	0.095	11
15	72 PELATTI Sandro	ITA	PMA Motorsport	PMA Motorsport	Audi RS3 LMS	MA	1'51.373	1.453	0.004	10
16	5 BARBERINI Cosimo	ITA	Barberini Cosimo	NOS	Cupra Leon VZ		1'51.390	1.470	0.017	10
17	44 IMBERTI Michele	ITA	Kombat Motorsport	Kombat Motorsport	Hyundai Elantra N		1'51.659	1.739	0.269	12
18	91 MARTINEZ Luciano	ARG	MM Motorsport	MM Motorsport	Honda Civic FL5	UU	1'51.828	1.908	0.169	11
19	69 FOSSATI Tommaso	ITA	Fossati Tommaso	FOX Racing Team	Audi RS3 LMS	UU	1'51.879	1.959	0.051	11
20	38 BARBERI Filippo	ITA	Aikoa Racing	Aikoa Racing	Audi RS3 LMS	UU	1'52.098	2.178	0.219	9
21	67 PELLEGRINI Marco	ITA	MM Motorsport	MM Motorsport	Honda Civic FL5	MA	1'52.236	2.316	0.138	11
22	10 PAOLINO Federico	ITA	Target	Target	Hyundai Elantra N		1'52.254	2.334	0.018	11
23	3 GURRIERI Raffaele	ITA	Gurrieri Raffaele	Girasole	Cupra Leon VZ	MA	1'52.769	2.849	0.515	9
24	24 CITERA Antonio	AUT	Citera Antonio	RTM Motorsport	Honda Civic FK7	MA	1'55.652	5.732	2.883	11
25	22 SCHAFFER Stefan	DEU	Schafer Stefan	Schafer Motorsport	Volkswagen Golf GTI		1'57.969	8.049	2.317	11

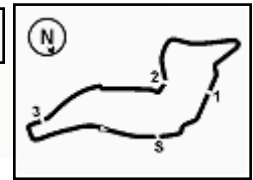
Umidità	59%	Aria	27°C
Condizioni	DRY	Pista	39°C

Stewards : Ronny Guarini Franco Leoni Gabriele Lancieri

06/09/2024 Inizio 17:40 Fine 18:07

Esposta alle:





ACI Racing Weekend Imola, 7-8 Settembre 2024

TCR Italy SEQ - Classifica Qualifiche

Penalty and Infringement

17.44 12 G. COVINI #12 Time Deleted (1'52.678) - Exceeded Track Limits T14

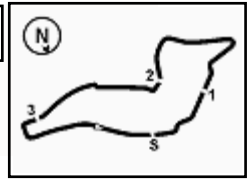
Fastest Laps Sequence

Num.	Concorrente	Naz	Team	Auto	Local Time	Tempo	Dist.	Media
76	A. LEY	GBR	Target	Hyundai Elantra N	17:44'24.903	1'51.407		158,629
76	A. LEY	GBR	Target	Hyundai Elantra N	17:46'15.887	1'50.984	-0.423	159,234
27	R. VOLT	EST	ALM Motorsport	Honda Civic FL5	17:53'22.012	1'50.522	-0.462	159,899
27	R. VOLT	EST	ALM Motorsport	Honda Civic FL5	17:55'12.214	1'50.202	-0.320	160,364
9	M. POLONI	ITA	Gear Works	Audi RS3 LMS	18:04'09.002	1'49.920	-0.282	160,775

Stewards : Ronny Guarini Franco Leoni Gabriele Lancieri

06/09/2024 Inizio 17:40 Fine 18:07

Esposta alle:



Imola Circuit 4.909 m

ACI Racing Weekend Imola, 7-8 Settembre 2024

TCR Italy SEQ - Best Sectors & Speed Qualifiche

MIGLIOR GIRO		
1	9 POLONI Matteo	Audi RS3 LMS 1'49.920
2	27 VOLT Ruben	Honda Civic FL5 1'50.202
3	82 CIMENES Jacopo	Honda Civic FL5 1'50.721
4	17 TAYLOR Nicolas	Audi RS3 LMS 1'50.793
5	76 LEY Alex	Hvundai Elantra N 1'50.894
6	97 PARK Junesung	Hvundai Elantra N 1'50.932
7	8 BALDAN Nicola	Audi RS3 LMS 1'50.942
8	12 COVINI Gabriele	Hvundai Elantra N 1'50.945
9	11 ROCCA Paolo	Honda Civic FL5 1'51.007
10	4 TAVANO Salvatore	Cupra Leon VZ 1'51.125
11	87 PARK Junui	Hvundai Elantra N 1'51.157
12	95 ALESSI Pietro	Audi RS3 LMS 1'51.234
13	81 REDUZZI Damiano	Hvundai Elantra N 1'51.274
14	90 BABUIN Denis	Audi RS3 LMS 1'51.369
15	72 PELATTI Sandro	Audi RS3 LMS 1'51.373
16	5 BARBERINI Cosimo	Cupra Leon VZ 1'51.390
17	44 IMBERTI Michele	Hvundai Elantra N 1'51.659
18	91 MARTINEZ Luciano	Honda Civic FL5 1'51.828
19	69 FOSSATI Tommaso	Audi RS3 LMS 1'51.879
20	38 BARBERI Filippo	Audi RS3 LMS 1'52.098
21	67 PELLEGRINI Marco	Honda Civic FL5 1'52.236
22	10 PAOLINO Federico	Hvundai Elantra N 1'52.254
23	3 GURRIERI Raffaele	Cupra Leon VZ 1'52.769
24	24 CITERA Antonio	Honda Civic FK7 1'55.652
25	22 SCHAFER Stefan	Volkswaen Golf GTI 1'57.969

SPEED		
1	90 BABUIN Denis	Audi RS3 LMS 255,9
2	82 CIMENES Jacopo	Honda Civic FL5 251,7
3	9 POLONI Matteo	Audi RS3 LMS 251,2
4	11 ROCCA Paolo	Honda Civic FL5 250,0
5	12 COVINI Gabriele	Hyundai Elantra N 250,0
6	10 PAOLINO Federico	Hyundai Elantra N 248,8
7	8 BALDAN Nicola	Audi RS3 LMS 248,8
8	81 REDUZZI Damiano	Hyundai Elantra N 248,3
9	17 TAYLOR Nicolas	Audi RS3 LMS 247,1
10	4 TAVANO Salvatore	Cupra Leon VZ 247,1
11	27 VOLT Ruben	Honda Civic FL5 247,1
12	72 PELATTI Sandro	Audi RS3 LMS 247,1
13	3 GURRIERI Raffaele	Cupra Leon VZ 246,6
14	38 BARBERI Filippo	Audi RS3 LMS 246,6
15	44 IMBERTI Michele	Hyundai Elantra N 246,0
16	5 BARBERINI Cosimo	Cupra Leon VZ 246,0
17	97 PARK Junesung	Hyundai Elantra N 246,0
18	95 ALESSI Pietro	Audi RS3 LMS 246,0
19	67 PELLEGRINI Marco	Honda Civic FL5 245,5
20	69 FOSSATI Tommaso	Audi RS3 LMS 245,5
21	76 LEY Alex	Hyundai Elantra N 244,3
22	91 MARTINEZ Luciano	Honda Civic FL5 244,3
23	87 PARK Junui	Hyundai Elantra N 243,2
24	24 CITERA Antonio	Honda Civic FK7 240,5
25	22 SCHAFER Stefan	Volkswagen Golf GTI 231,8

SEG. 1		
1	27 VOLT Ruben	22.870
2	9 POLONI Matteo	22.897
3	12 COVINI Gabriele	22.956
4	17 TAYLOR Nicolas	22.994
5	11 ROCCA Paolo	23.007
6	90 BABUIN Denis	23.017
7	95 ALESSI Pietro	23.032
8	4 TAVANO Salvatore	23.035
9	82 CIMENES Jacopo	23.044
10	81 REDUZZI Damiano	23.057
11	87 PARK Junui	23.092
12	8 BALDAN Nicola	23.106
13	97 PARK Junesung	23.107
14	76 LEY Alex	23.108
15	91 MARTINEZ Luciano	23.117
16	38 BARBERI Filippo	23.132
17	72 PELATTI Sandro	23.192
18	44 IMBERTI Michele	23.193
19	67 PELLEGRINI Marco	23.207
20	5 BARBERINI Cosimo	23.253
21	69 FOSSATI Tommaso	23.260
22	10 PAOLINO Federico	23.305
23	3 GURRIERI Raffaele	23.398
24	24 CITERA Antonio	24.074
25	22 SCHAFER Stefan	24.460

SEG. 2		
1	82 CIMENES Jacopo	36.173
2	27 VOLT Ruben	36.225
3	9 POLONI Matteo	36.273
4	81 REDUZZI Damiano	36.337
5	17 TAYLOR Nicolas	36.379
6	97 PARK Junesung	36.397
7	76 LEY Alex	36.422
8	44 IMBERTI Michele	36.446
9	8 BALDAN Nicola	36.450
10	12 COVINI Gabriele	36.460
11	95 ALESSI Pietro	36.535
12	4 TAVANO Salvatore	36.541
13	11 ROCCA Paolo	36.548
14	91 MARTINEZ Luciano	36.558
15	87 PARK Junui	36.568
16	67 PELLEGRINI Marco	36.639
17	72 PELATTI Sandro	36.668
18	38 BARBERI Filippo	36.722
19	5 BARBERINI Cosimo	36.723
20	90 BABUIN Denis	36.761
21	10 PAOLINO Federico	36.898
22	3 GURRIERI Raffaele	37.044
23	24 CITERA Antonio	37.865
24	22 SCHAFER Stefan	38.749
25	69 FOSSATI Tommaso	43.250

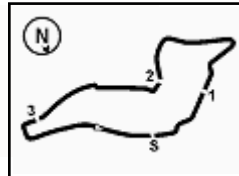
SEG. 3		
1	9 POLONI Matteo	31.118
2	76 LEY Alex	31.278
3	17 TAYLOR Nicolas	31.347
4	27 VOLT Ruben	31.358
5	87 PARK Junui	31.379
6	95 ALESSI Pietro	31.461
7	4 TAVANO Salvatore	31.488
8	97 PARK Junesung	31.514
9	8 BALDAN Nicola	31.555
10	11 ROCCA Paolo	31.563
11	90 BABUIN Denis	31.617
12	72 PELATTI Sandro	31.635
13	12 COVINI Gabriele	31.709
14	91 MARTINEZ Luciano	31.782
15	82 CIMENES Jacopo	31.791
16	81 REDUZZI Damiano	31.801
17	44 IMBERTI Michele	31.882
18	5 BARBERINI Cosimo	31.932
19	10 PAOLINO Federico	32.064
20	3 GURRIERI Raffaele	32.081
21	38 BARBERI Filippo	32.139
22	67 PELLEGRINI Marco	32.174
23	24 CITERA Antonio	32.860
24	22 SCHAFER Stefan	34.062
25	69 FOSSATI Tommaso	42.394

SEG. 4		
1	27 VOLT Ruben	19.546
2	8 BALDAN Nicola	19.605
3	82 CIMENES Jacopo	19.615
4	4 TAVANO Salvatore	19.617
5	9 POLONI Matteo	19.620
6	72 PELATTI Sandro	19.684
7	12 COVINI Gabriele	19.697
8	17 TAYLOR Nicolas	19.714
9	11 ROCCA Paolo	19.724
10	81 REDUZZI Damiano	19.745
11	76 LEY Alex	19.758
12	97 PARK Junesung	19.785
13	90 BABUIN Denis	19.793
14	95 ALESSI Pietro	19.799
15	5 BARBERINI Cosimo	19.823
16	38 BARBERI Filippo	19.836
17	44 IMBERTI Michele	19.848
18	10 PAOLINO Federico	19.879
19	67 PELLEGRINI Marco	19.891
20	87 PARK Junui	19.904
21	69 FOSSATI Tommaso	19.921
22	91 MARTINEZ Luciano	19.956
23	3 GURRIERI Raffaele	20.008
24	24 CITERA Antonio	20.358
25	22 SCHAFER Stefan	20.527

06/09/2024

Powered by FICR PERUGIA TIMING





ACI Racing Weekend Imola, 7-8 Settembre 2024

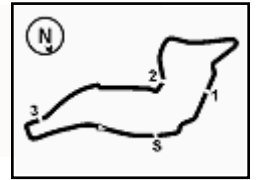
TCR Italy SEQ - Ideal Time Qualifiche

Imola Circuit 4.909 m

Num.	Conduattore	Auto	Seg. 1	Seg. 2	Seg. 3	Seg. 4	Ideal Time		
			Diff. 1	Diff. 2	Diff. 3	Diff. 4	Miglior Giro	Pos.	Diff.
1	9 POLONI M. (ITA)	Audi RS3 LMS	22.897	36.273	31.118	19.620 +0.012	1'49.908 1'49.920	1	0.012
2	27 VOLT R. (EST)	Honda Civic FL5	22.870	36.225 +0.038	31.358 +0.089	19.546 +0.076	1'49.999 1'50.202	2	0.203
3	17 TAYLOR N. (CAN)	Audi RS3 LMS	22.994 +0.041	36.379	31.347 +0.247	19.714 +0.071	1'50.434 1'50.793	4	0.359
4	76 LEY A. (GBR)	Hyundai Elantra N	23.108 +0.027	36.422 +0.169	31.278	19.758 +0.132	1'50.566 1'50.894	5	0.328
5	82 CIMENES J. (ITA)	Honda Civic FL5	23.044 +0.098	36.173	31.791	19.615	1'50.623 1'50.721	3	0.098
6	4 TAVANO S. (ITA)	Cupra Leon VZ	23.035	36.541	31.488 +0.030	19.617 +0.414	1'50.681 1'51.125	10	0.444
7	8 BALDAN N. (ITA)	Audi RS3 LMS	23.106 +0.126	36.450	31.555 +0.100	19.605	1'50.716 1'50.942	7	0.226
8	97 PARK J. (KOR)	Hyundai Elantra N	23.107	36.397 +0.129	31.514	19.785	1'50.803 1'50.932	6	0.129
9	12 COVINI G. (ITA)	Hyundai Elantra N	22.956	36.460	31.709 +0.045	19.697 +0.078	1'50.822 1'50.945	8	0.123
10	95 ALESSI P. (ITA)	Audi RS3 LMS	23.032 +0.099	36.535	31.461 +0.273	19.799 +0.035	1'50.827 1'51.234	12	0.407
11	11 ROCCA P. (ITA)	Honda Civic FL5	23.007 +0.131	36.548	31.563	19.724 +0.034	1'50.842 1'51.007	9	0.165
12	81 REDUZZI D. (ITA)	Hyundai Elantra N	23.057 +0.085	36.337 +0.093	31.801 +0.063	19.745 +0.093	1'50.940 1'51.274	13	0.334
13	87 PARK J. (KOR)	Hyundai Elantra N	23.092	36.568	31.379 +0.091	19.904 +0.123	1'50.943 1'51.157	11	0.214
14	72 PELATTI S. (ITA)	Audi RS3 LMS	23.192 +0.194	36.668	31.635	19.684	1'51.179 1'51.373	15	0.194
15	90 BABUIN D. (ITA)	Audi RS3 LMS	23.017 +0.132	36.761	31.617	19.793 +0.049	1'51.188 1'51.369	14	0.181
16	44 IMBERTI M. (ITA)	Hyundai Elantra N	23.193 +0.164	36.446	31.882 +0.126	19.848	1'51.369 1'51.659	17	0.290
17	91 MARTINEZ L. (ARG)	Honda Civic FL5	23.117 +0.159	36.558	31.782 +0.193	19.956 +0.063	1'51.413 1'51.828	18	0.415
18	38 BARBERI F. (ITA)	Audi RS3 LMS	23.132 +0.218	36.722 +0.051	32.139	19.836	1'51.829 1'52.098	20	0.269
19	67 PELLEGRINI M. (ITA)	Honda Civic FL5	23.207 +0.038	36.639 +0.164	32.174 +0.039	19.891 +0.084	1'51.911 1'52.236	21	0.325
20	10 PAOLINO F. (ITA)	Hyundai Elantra N	23.305 +0.108	36.898	32.064	19.879	1'52.146 1'52.254	22	0.108
21	3 GURRIERI R. (ITA)	Cupra Leon VZ	23.398 +0.047	37.044 +0.056	32.081 +0.135	20.008	1'52.531 1'52.769	23	0.238
22	24 CITERA A. (AUT)	Honda Civic FK7	24.074 +0.381	37.865	32.860 +0.114	20.358	1'55.157 1'55.652	24	0.495
23	22 SCHAFER S. (DEU)	Volkswagen Golf GTI	24.460 +0.163	38.749	34.062	20.527 +0.008	1'57.798 1'57.969	25	0.171
	5 BARBERINI C. (ITA)	Cupra Leon VZ			Tratto Mancante		1'51.390		
	69 FOSSATI T. (ITA)	Audi RS3 LMS			Tratto Mancante		1'51.879		
Ideal Time Assoluto			22.870	36.173	31.118	19.546	1'49.707		



3.4



ACI Racing Weekend Imola, 7-8 Settembre 2024
TCR Italy SEQ - Analisi Tempi Qualifiche

Imola Circuit 4.909 m

2 / 3

10 23.114 36.569 31.634 19.824 1'51.141 245,5 18:04'23.011

2 45.373 41.274 37.549 20.822 2'25.018P 162,2 17:42'32.014

22 S. SCHAFFER (1'57.969)

Giro	Seg.1	Seg.2	Seg.3	Seg.4	T. Giro	km/h	Local Time
1							
2	45.589	43.481	41.649	21.908	2'32.627P	148,4	17:43'10.166
3	25.430	39.518	34.596	20.796	2'00.340	220,0	17:45'10.506
4	25.094	39.164	34.571	20.551	1'59.380	221,3	17:47'09.886
5	25.057	38.888	34.141	20.793	1'58.879	216,0	17:49'08.765
6	24.623	38.749	34.062	20.535	1'57.969	228,3	17:51'06.734
7	24.460	38.831	36.112	21.007	2'00.410	231,8	17:53'07.144
8	30.972	44.223	42.473	3'32.611	5'30.279P	200,0	17:58'37.423
9	42.449	40.810	34.614	20.859	2'18.732P	160,2	18:00'56.155
10	24.915	39.233	34.489	20.648	1'59.285	221,3	18:02'55.440
11	24.917	39.036	34.297	20.527	1'58.777	226,9	18:04'54.217
12	24.705	44.471	34.631	20.797	2'04.604	225,5	18:06'58.821

3	23.308	37.193	33.787	19.929	1'54.217	242,2	17:44'26.231
4	23.193	36.752	31.996	19.970	1'51.911	244,3	17:46'18.142
5	23.235	36.628	32.028	19.851	1'51.742	246,0	17:48'09.884
6	23.245	36.646	31.930	20.001	1'51.822	242,7	17:50'01.706
7	25.013	37.783	32.841	2'10.379	3'46.016P	242,7	17:53'47.722
8	41.539	40.951	34.735	20.116	2'17.341P	162,7	17:56'05.063
9	23.357	36.446	32.008	19.848	1'51.659	241,1	17:57'56.722
10	23.420	36.661	31.908	19.886	1'51.875	241,6	17:59'48.597
11	23.241	36.864	31.882	20.106	1'52.093	242,2	18:01'40.690
12	24.558	38.747	33.946	20.359	1'57.610	242,7	18:03'38.300
13	23.248	36.766	31.944	19.898	1'51.856	244,3	18:05'30.156

67 M. PELLEGRINI (1'52.236)

Giro	Seg.1	Seg.2	Seg.3	Seg.4	T. Giro	km/h	Local Time
1							
2	45.592	44.841	41.713	2'21.796	4'33.942P	146,9	17:44'53.107
3	45.168	41.673	36.917	20.248	2'24.006P	160,5	17:47'17.113
4	23.484	37.241	32.640	20.111	1'53.476	242,2	17:49'10.589
5	25.502	40.890	41.351	20.035	2'07.778	245,5	17:51'18.367
6	23.312	37.212	32.620	19.891	1'53.035	244,3	17:53'11.402
7	23.563	37.350	33.249	1'47.800	3'21.962P	245,5	17:56'33.364
8	42.229	39.736	33.701	21.525	2'17.191P	149,4	17:58'50.555
9	23.212	36.829	32.174	20.093	1'52.308	243,8	18:00'42.863
10	23.245	36.803	32.213	19.975	1'52.236	243,8	18:02'35.099
11	23.266	38.085	37.381	20.486	1'59.218	244,3	18:04'34.317
12	23.207	36.639	32.312	21.266	1'53.424	244,9	18:06'27.741

69 T. FOSSATI (1'51.879)

Giro	Seg.1	Seg.2	Seg.3	Seg.4	T. Giro	km/h	Local Time	
1								
2	44.313	43.250	42.394	21.993	2'31.950P	156,7	17:42'57.759	
3	24.291			1'48.326	3'24.659P	228,3	17:46'22.418	
4	39.022			20.195	2'13.619P	168,2	17:48'36.037	
5	23.573			20.170	1'52.847	244,9	17:50'28.884	
6	23.508			20.051	1'52.749	244,9	17:52'21.633	
7	23.388			20.111	1'52.595	244,9	17:54'14.228	
8	23.508			1'31.481	3'04.617P		17:57'18.845	
9	39.417			20.058	2'11.210P	164,1	17:59'30.055	
10	23.521			20.192	1'52.463	241,6	18:01'22.518	
11	23.332				19.921	1'51.879	245,5	18:03'14.397
12	23.260			20.018	1'52.227	244,3	18:05'06.624	

72 S. PELATTI (1'51.373)

Giro	Seg.1	Seg.2	Seg.3	Seg.4	T. Giro	km/h	Local Time
1		40.374	35.756	41.307		163,1	
2	2'21.043	38.942	33.013	20.255	3'53.253P	161,2	17:46'41.659
3	23.424	37.177	32.129	19.906	1'52.636	246,0	17:48'34.295
4	23.786	36.878	31.737	19.803	1'52.204	246,0	17:50'26.499
5	23.310	37.299	32.724	37.628	2'10.961P	246,6	17:52'37.460
6	1'50.205	45.660	40.076	20.238	3'36.179P	105,2	17:56'13.639
7	23.386	36.668	31.635	19.684	1'51.373	246,0	17:58'05.012
8	23.410	36.799	31.944	19.759	1'51.912	247,1	17:59'56.924
9	23.226	36.803	31.826	19.751	1'51.606	246,0	18:01'48.530
10	23.343	37.105	32.197	19.898	1'52.543	246,0	18:03'41.073
11	23.192	37.172	31.921	20.309	1'52.594	246,6	18:05'33.667

76 A. LEY (1'50.894)

Giro	Seg.1	Seg.2	Seg.3	Seg.4	T. Giro	km/h	Local Time
1							
2	45.293	41.747	37.714	20.424	2'25.178P	134,5	17:42'33.496
3	23.249	36.597	31.788	19.773	1'51.407	243,2	17:44'24.903
4	23.437	36.476	31.313	19.758	1'50.984	242,2	17:46'15.887

24 A. CITERA (1'55.652)

Giro	Seg.1	Seg.2	Seg.3	Seg.4	T. Giro	km/h	Local Time
1							
2	44.832	42.630	43.027	21.740	2'32.229P	144,4	17:43'05.379
3	25.366	39.954	33.789	20.705	1'59.814	224,5	17:45'05.193
4	25.059	38.636	33.952	20.658	1'58.305	232,3	17:47'03.498
5	24.418	37.985	32.979	20.456	1'55.838	238,4	17:48'59.336
6	24.343	38.076	32.860	20.451	1'55.730	229,8	17:50'55.066
7	24.169	37.870	33.549	2'26.607	4'02.195P	232,8	17:54'57.261
8	40.643	38.745	33.229	20.472	2'13.089P	163,9	17:57'10.350
9	24.074	39.018	33.845	20.505	1'57.442	237,9	17:59'07.792
10	24.857	38.319	33.034	20.450	1'56.660	230,8	18:01'04.452
11	24.455	37.865	32.974	20.358	1'55.652	237,4	18:03'00.104
12	24.245	38.233	33.427	20.425	1'56.330	240,5	18:04'56.434

27 R. VOLT (1'50.202)

Giro	Seg.1	Seg.2	Seg.3	Seg.4	T. Giro	km/h	Local Time
1							
2	43.877	40.586	35.296	20.364	2'20.123P	160,2	17:43'34.217
3	23.329	37.122	32.068	19.878	1'52.397	244,3	17:45'26.614
4	23.335	37.048	32.222	38.231	2'10.836P	246,6	17:47'37.450
5	2'22.586	37.919	33.590	19.945	3'54.040P	165,1	17:51'31.490
6	23.038	36.460	31.478	19.546	1'50.522	244,9	17:53'22.012
7	22.870	36.263	31.447	19.622	1'50.202	247,1	17:55'12.214
8	23.115	37.230	36.338	45.495	2'22.178P	246,0	17:57'34.392
9	2'21.341	38.279	34.127	21.363	3'55.110P	108,9	18:01'29.502
10	23.036	36.225	31.358	19.667	1'50.286	246,0	18:03'19.788
11	23.685	43.200	41.933	23.215	2'12.033	247,1	18:05'31.821

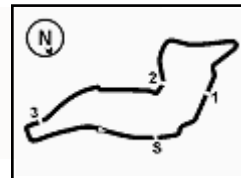
38 F. BARBERI (1'52.098)

Giro	Seg.1	Seg.2	Seg.3	Seg.4	T. Giro	km/h	Local Time
1		40.995	34.530	38.096		155,8	
2	2'32.573	38.944	36.311	20.492	4'08.320P	155,2	17:46'46.631
3	23.616	37.584	32.443	19.955	1'53.598	246,6	17:48'40.229
4	23.577	37.274	32.710	36.389	2'09.950P	246,6	17:50'50.179
5	1'37.745	40.722	38.491	21.775	3'18.733P	93,5	17:54'08.912
6	23.427	36.722	32.287	19.871	1'52.307	245,5	17:56'01.219
7	23.330	37.185	33.395	39.624	2'13.534P	245,5	17:58'14.753
8	1'43.992	38.877	35.860	22.172	3'20.901P	157,2	18:01'35.654
9	23.350	36.773	32.139	19.836	1'52.098	246,0	18:03'27.752
10	23.132	37.063	32.219	19.860	1'52.274	246,6	18:05'20.026

44 M. IMBERTI (1'51.659)

Giro	Seg.1	Seg.2	Seg.3	Seg.4	T. Giro	km/h	Local Time
1							

06/09/2024 P = Box In/Out - C = Tempo Invalidato



Imola Circuit 4.909 m

3 / 3
ACI Racing Weekend Imola, 7-8 Settembre 2024
TCR Italy SEQ - Analisi Tempi Qualifiche

5	24.149	39.460	33.727	1'50.875	3'28.211P	241,6	17:49'44.098	11	23.089	36.775	32.651	24.190	1'56.705	255,9	18:02'32.495
6	43.519	38.250	33.381	19.923	2'15.073P	112,5	17:51'59.171	12	28.468	38.924	32.364	20.233	1'59.989	173,1	18:04'32.484
7	24.995	38.781	33.138	19.868	1'56.782	240,5	17:53'55.953	91 L. MARTINEZ (1'51.828)							
8	23.108	36.471	31.544	19.871	1'50.994	243,2	17:55'46.947	Giro	Seg.1	Seg.2	Seg.3	Seg.4	T. Giro	km/h	Local Time
9	23.293	36.780	32.632	1'32.688	3'05.393P	244,3	17:58'52.340	1							
10	42.013	39.109	34.902	19.905	2'15.929P	106,2	18:01'08.269	2	44.937	45.030	41.384	2'03.832	4'15.183P	157,9	17:44'35.581
11	24.257	39.697	35.433	19.924	1'59.311	243,2	18:03'07.580	3	45.000	38.088	34.143	20.875	2'18.106P	166,7	17:46'53.687
12	23.641	36.422	31.515	19.793	1'51.371	243,2	18:04'58.951	4	23.484	36.709	31.782	20.247	1'52.222	241,6	17:48'45.909
13	23.135	36.591	31.278	19.890	1'50.894	243,2	18:06'49.845	5	24.227	39.913	35.356	19.982	1'59.478	242,2	17:50'45.387

81 D. REDUZZI (1'51.274)							
Giro	Seg.1	Seg.2	Seg.3	Seg.4	T. Giro	km/h	Local Time
1							
2	42.734	43.550	47.131	20.708	2'34.123P	160,2	17:43'01.937
3	23.743	38.777	32.753	20.176	1'55.449	244,3	17:44'57.386
4	23.348	36.974	32.032	19.822	1'52.176	245,5	17:46'49.562
5	23.308	37.305	32.940	2'13.755	3'47.308P	245,5	17:50'36.870
6	39.603	37.748	33.062	19.970	2'10.383P	162,4	17:52'47.253
7	23.057	36.758	31.877	19.801	1'51.493	245,5	17:54'38.746
8	23.423	36.697	31.944	2'53.331	4'25.395P	245,5	17:59'04.141
9	39.064	37.253	33.298	20.238	2'09.853P	166,4	18:01'13.994
10	23.142	36.430	31.864	19.838	1'51.274	245,5	18:03'05.268
11	23.381	36.337	32.022	19.830	1'51.570	245,5	18:04'56.838
12	23.317	36.683	31.801	19.745	1'51.546	248,3	18:06'48.384

82 J. CIMENES (1'50.721)							
Giro	Seg.1	Seg.2	Seg.3	Seg.4	T. Giro	km/h	Local Time
1							
2	46.731	44.943	41.661	20.582	2'33.917P	134,7	17:42'51.043
3	23.602	36.720	32.032	20.046	1'52.400	248,8	17:44'43.443
4	24.295	36.681	32.037	1'35.605	3'08.618P	249,4	17:47'52.061
5	41.583	39.395	36.654	20.362	2'17.994P	151,7	17:50'10.055
6	23.194	36.470	32.138	19.864	1'51.666	248,8	17:52'01.721
7	23.044	36.354	31.879	19.774	1'51.051	247,1	17:53'52.772
8	23.214	36.331	31.841	19.702	1'51.088	248,3	17:55'43.860
9	23.217	36.615	31.884	1'57.991	3'29.707P	250,0	17:59'13.567
10	42.987	38.195	34.513	21.347	2'17.042P	109,4	18:01'30.609
11	23.142	36.173	31.791	19.615	1'50.721	251,7	18:03'21.330

87 J. PARK (1'51.157)							
Giro	Seg.1	Seg.2	Seg.3	Seg.4	T. Giro	km/h	Local Time
1							
2	43.841	41.153	37.705	2'30.320	4'33.019P	161,9	17:44'44.792
3	40.994	38.242	35.041	20.853	2'15.130P	157,4	17:46'59.922
4	23.684	36.853	31.485	19.988	1'52.010	241,1	17:48'51.932
5	23.199	36.711	31.710	20.108	1'51.728	243,2	17:50'43.660
6	23.272	42.660	33.701	2'15.594	3'55.227P	243,2	17:54'38.887
7	39.884	38.377	33.267	19.905	2'11.433P	163,6	17:56'50.320
8	23.487	36.701	31.379	19.904	1'51.471	241,1	17:58'41.791
9	23.092	36.568	31.470	20.027	1'51.157	241,1	18:00'32.948

90 D. BABUIN (1'51.369)							
Giro	Seg.1	Seg.2	Seg.3	Seg.4	T. Giro	km/h	Local Time
1							
2	47.012	42.992	42.266	21.780	2'34.050P	129,5	17:42'56.598
3	23.661	37.477	32.370	20.092	1'53.600	248,8	17:44'50.198
4	23.139	37.065	32.098	19.793	1'52.095	247,1	17:46'42.293
5	23.110	38.837	37.882	20.087	1'59.916	249,4	17:48'42.209
6	23.423	36.888	32.177	19.932	1'52.420	246,0	17:50'34.629
7	26.669	41.779	37.457	2'15.285	4'01.190P	190,5	17:54'35.819
8	41.453	42.042	33.217	20.104	2'16.816P	150,8	17:56'52.635
9	23.149	36.761	31.617	19.842	1'51.369	250,0	17:58'44.004
10	23.105	37.015	31.771	19.895	1'51.786	248,3	18:00'35.790

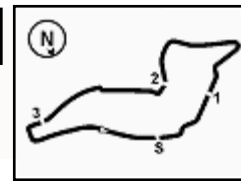
06/09/2024

P = Box In/Out - C = Tempo Invalidato

91 L. MARTINEZ (1'51.828)							
Giro	Seg.1	Seg.2	Seg.3	Seg.4	T. Giro	km/h	Local Time
1							
2	44.937	45.030	41.384	2'03.832	4'15.183P	157,9	17:44'35.581
3	45.000	38.088	34.143	20.875	2'18.106P	166,7	17:46'53.687
4	23.484	36.709	31.782	20.247	1'52.222	241,6	17:48'45.909
5	24.227	39.913	35.356	19.982	1'59.478	242,2	17:50'45.387
6	23.117	37.725	32.498	1'42.554	3'15.894P	243,8	17:54'01.281
7	39.785	38.101	32.312	19.956	2'10.154P	157,0	17:56'11.435
8	23.148	36.624	31.992	20.094	1'51.858	241,1	17:58'03.293
9	23.402	41.707	35.645	20.148	2'00.902	244,3	18:00'04.195
10	23.276	36.558	31.975	20.019	1'51.828	241,1	18:01'56.023
11	23.117	38.230	34.383	20.388	1'56.118	244,3	18:03'52.141
12	23.148	36.678	32.012	20.005	1'51.843	240,5	18:05'43.984

95 P. ALESSI (1'51.234)							
Giro	Seg.1	Seg.2	Seg.3	Seg.4	T. Giro	km/h	Local Time
1							
2	44.263	43.339	41.339	2'34.808	4'43.749P	151,7	17:45'07.971
3	39.642	43.906	35.028	20.478	2'19.054P	163,6	17:47'27.025
4	23.787	36.917	31.766	19.799	1'52.269	244,9	17:49'19.294
5	23.075	36.679	31.826	19.838	1'51.418	244,3	17:51'10.712
6	23.081	36.769	31.670	19.816	1'51.336	245,5	17:53'02.048
7	23.558	37.642	33.791	1'45.947	3'20.938P	215,1	17:56'22.986
8	42.671	41.550	45.764	22.950	2'32.935P	161,4	17:58'55.921
9	23.279	36.793	31.461	19.860	1'51.393	244,3	18:00'47.314
10	23.131	36.535	31.734	19.834	1'51.234	246,0	18:02'38.548

97 J. PARK (1'50.932)							
Giro	Seg.1	Seg.2	Seg.3	Seg.4	T. Giro	km/h	Local Time
1							
2	45.389	46.216	38.369	20.357	2'30.331P	158,8	17:42'43.477
3	23.390	36.957	32.045	19.896	1'52.288	242,2	17:44'35.765
4	23.222	36.644	32.086	19.863	1'51.815	242,7	17:46'27.580
5	26.467	41.856	34.260	2'03.755	3'46.338P	190,1	17:50'13.918
6	42.682	39.322	35.483	20.006	2'17.493P	149,4	17:52'31.411
7	23.517	36.728	31.862	19.798	1'51.905	243,2	17:54'23.316
8	23.224	36.556	31.663	19.802	1'51.245	243,8	17:56'14.561
9	23.338	36.807	32.953	1'56.432	3'29.530P	246,0	17:59'44.091
10	39.985	37.942	33.202	19.857	2'10.986P	162,7	18:01'55.077
11	23.155	36.397	31.941	19.819	1'51.312	242,2	18:03'46.389
12	23.107	36.526	31.514	19.785	1'50.932	242,7	18:05'37.321



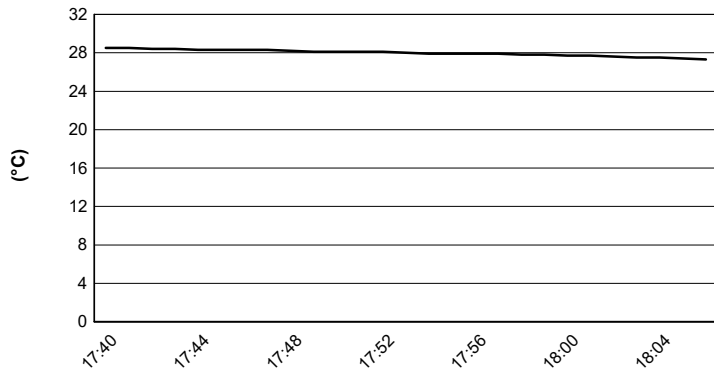
Imola Circuit 4.909 m

ACI Racing Weekend Imola, 7-8 Settembre 2024

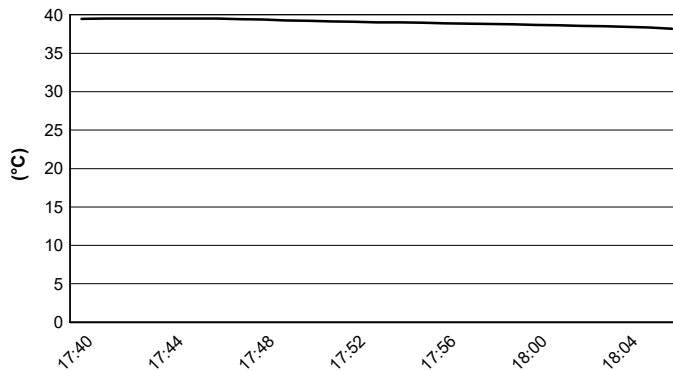
TCR Italy SEQ - Meteo Qualifiche

Session started 17:40 - Session ended 18:07


Air Temperature



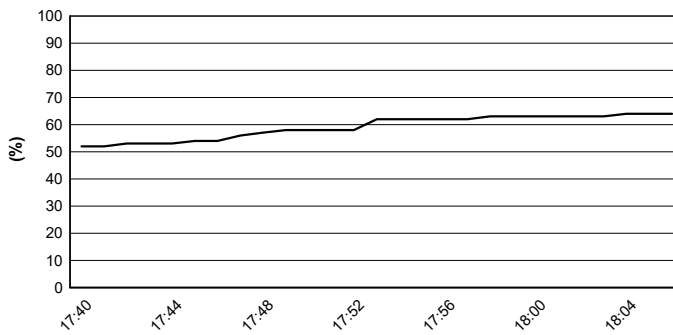
Track Temperature



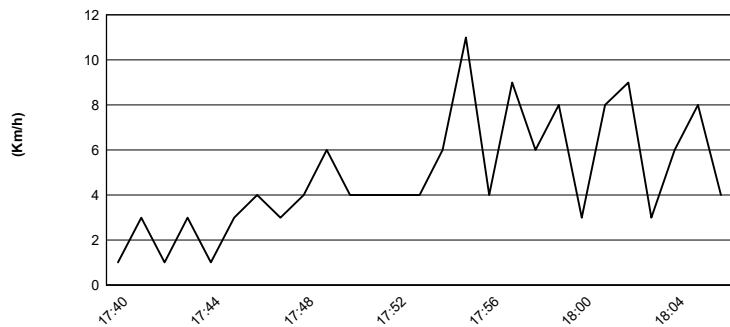
Air Pressure



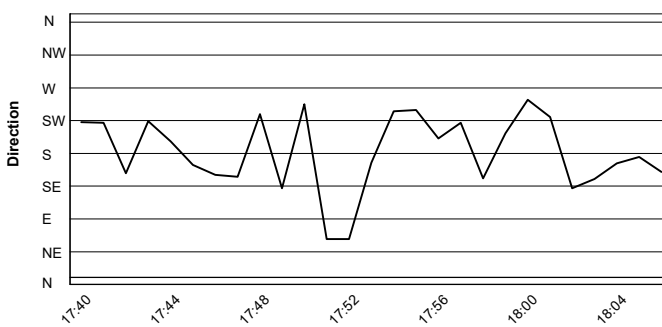
Humidity



Wind Speed



Wind Direction



06/09/2024

