
**ACI Racing Weekend Imola, 7-8 Settembre 2024**
**TCR Italy DSG - Classifica Qualifiche**

Imola Circuit 4.909 m

1 / 2

Num.	Conduuttore	Naz	Concorrente	Team	Auto	Classe	Tempo	Dist.	Rel.	Giri
1	<b>191 FRANCA</b> Luca	ITA	Aikoa Racing	Aikoa Racing	Audi RS3 DSG	TCDS	<b>1'54.373</b>			10
2	<b>184 LANCELOTTI</b> Mattia	ITA	Lancellotti Mattia		Cupra Leon	TCDS	<b>1'55.192</b>	0.819	0.819	10
3	<b>139 VERDI</b> Luca	ITA	Verdi Luca	Planet Motorsport	Audi RS3 DSG	TCDS	<b>1'55.254</b>	0.881	0.062	12
4	<b>199 ZANIN</b> Filippo Maria	ITA	Aikoa Racing	Aikoa Racing	Audi RS3 DSG	TCDS	<b>1'55.864</b>	1.491	0.610	10
5	<b>174 ALCIDI</b> Alessandro	ITA	Alcidi Alessandro	Tuder Motorsport	Volkswagen Golf DSG	TCDS	<b>1'56.025</b>	1.652	0.161	12
6	<b>131 SILVESTRINI</b> Paolo Maria	ITA	Silvestrini Paolo Maria	Progetto E20	Audi RS3 DSG	TCDS	<b>1'56.690</b>	2.317	0.665	4
7	<b>111 ROCCADELLI</b> Matteo	ITA	Roccadelli Matteo		Cupra Leon	TCDS	<b>1'56.797</b>	2.424	0.107	2
8	<b>102 FANTILLI</b> Giorgio	ITA	Fantilli Giorgio		Cupra Leon	TCDS	<b>1'57.206</b>	2.833	0.409	13
9	<b>167 FAZIOLI</b> Andrea	ITA	Fazioli Andrea	Brothers in Arms	Cupra Leon	TCDS	<b>1'57.267</b>	2.894	0.061	10
10	<b>123 ANTONELLO</b> Fabio	ITA	Antonello Fabio	RC Motorsport	Cupra Leon	TCDS	<b>1'57.355</b>	2.982	0.088	11
11	<b>129 DAMANTE</b> Emilio	ITA	Damante Emilio	Brothers in Arms	Cupra Leon	TCDS	<b>1'57.362</b>	2.989	0.007	10
12	<b>115 FOGLIA</b> Gabriele	ITA	Foglia Gabriele		Cupra Leon	TCDS	<b>1'57.488</b>	3.115	0.126	11
13	<b>185 LISI</b> Alessandro	ITA	Lisi Alessandro		Cupra Leon	TCDS	<b>1'57.750</b>	3.377	0.262	11
14	<b>178 BERTON</b> Alessandro	ITA	Berton Alessandro		Cupra Leon	TCDS	<b>1'58.158</b>	3.785	0.408	8
15	<b>119 PALANTI</b> Paolo	ITA	Aikoa Racing	Aikoa Racing	Audi RS3 DSG	TCDS	<b>1'58.528</b>	4.155	0.370	11
16	<b>183 CASSARÀ</b> Diego	ITA	Cassarà Diego	Progetto E20	Volkswagen Golf DSG	TCDS	<b>1'58.721</b>	4.348	0.193	10
17	<b>105 BAGNOLI</b> Fabio	ITA	Bagnoli Fabio	NOS	Volkswagen Golf DSG	TCDS	<b>1'59.184</b>	4.811	0.463	11

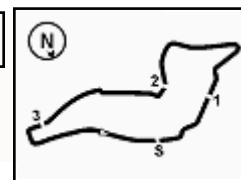
Umidità	65%	Aria	27°C
Condizioni	DRY	Pista	36°C

Stewards : Ronny Guarini Franco Leoni Gabriele Lancieri

06/09/2024 Inizio 18:16 Fine 18:48

Esposta alle: .....




**ACI Racing Weekend Imola, 7-8 Settembre 2024**
**TCR Italy DSG - Classifica Qualifiche**
**Penalty and Infringement**

18.16		Green Flag - Pit Lane Open
18.28	<b>191 L. FRANCA</b>	#191 Time Deleted (1'55.137) - Exceeded Track Limits T14
18.31		RED FLAG
18.36		Green Flag - Pit Lane Open
18.42	<b>174 A. ALCIDI</b>	#174 Time Deleted (1'55.898) - Exceeded Track Limits T14

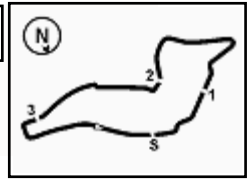
**Fastest Laps Sequence**

Num.	Concorrente	Naz	Team	Auto	Local Time	Tempo	Dist.	Media
139	L. VERDI	ITA	Planet Motorsport	Audi RS3 DSG	18:20'35.748	<b>1'57.389</b>		150,546
139	L. VERDI	ITA	Planet Motorsport	Audi RS3 DSG	18:22'32.177	<b>1'56.429</b>	-0.960	151,787
184	M. LANCELLOTTI	ITA		Cupra Leon	18:22'53.334	<b>1'56.235</b>	-0.194	152,040
139	L. VERDI	ITA	Planet Motorsport	Audi RS3 DSG	18:24'27.431	<b>1'55.254</b>	-0.981	153,334
191	L. FRANCA	ITA	Aikoa Racing	Audi RS3 DSG	18:26'47.123	<b>1'54.975</b>	-0.279	153,706
191	L. FRANCA	ITA	Aikoa Racing	Audi RS3 DSG	18:46'54.681	<b>1'54.373</b>	-0.602	154,515

Stewards : Ronny Guarini Franco Leoni Gabriele Lancieri

06/09/2024 Inizio 18:16 Fine 18:48

Esposta alle: .....



## ACI Racing Weekend Imola, 7-8 Settembre 2024

### TCR Italy DSG - Best Sectors & Speed Qualifiche

**MIGLIOR GIRO**

1	<b>191 FRANCA</b> Luca	Audi RS3 DSG	1'54.373
2	<b>184 LANCELLOTTI</b> Mattia	Cupra Leon	1'55.192
3	<b>139 VERDI</b> Luca	Audi RS3 DSG	1'55.254
4	<b>199 ZANIN</b> Filippo Maria	Audi RS3 DSG	1'55.864
5	<b>174 ALCIDI</b> Alessandro	Volkswagen Golf DSG	1'56.025
6	<b>131 SILVESTRINI</b> Paolo Maria	Audi RS3 DSG	1'56.690
7	<b>111 ROCCADELLI</b> Matteo	Cupra Leon	1'56.797
8	<b>102 FANTILLI</b> Giorgio	Cupra Leon	1'57.206
9	<b>167 FAZIOLI</b> Andrea	Cupra Leon	1'57.267
10	<b>123 ANTONELLO</b> Fabio	Cupra Leon	1'57.355
11	<b>129 DAMANTE</b> Emilio	Cupra Leon	1'57.362
12	<b>115 FOGLIA</b> Gabriele	Cupra Leon	1'57.488
13	<b>185 LISI</b> Alessandro	Cupra Leon	1'57.750
14	<b>178 BERTON</b> Alessandro	Cupra Leon	1'58.158
15	<b>119 PALANTI</b> Paolo	Audi RS3 DSG	1'58.528
16	<b>183 CASSARÀ</b> Diego	Volkswagen Golf DSG	1'58.721
17	<b>105 BAGNOLI</b> Fabio	Volkswagen Golf DSG	1'59.184

**SPEED**

1	<b>191 FRANCA</b> Luca	Audi RS3 DSG	242,7
2	<b>102 FANTILLI</b> Giorgio	Cupra Leon	239,5
3	<b>139 VERDI</b> Luca	Audi RS3 DSG	238,9
4	<b>131 SILVESTRINI</b> Paolo Maria	Audi RS3 DSG	237,4
5	<b>115 FOGLIA</b> Gabriele	Cupra Leon	236,8
6	<b>123 ANTONELLO</b> Fabio	Cupra Leon	236,3
7	<b>129 DAMANTE</b> Emilio	Cupra Leon	235,8
8	<b>174 ALCIDI</b> Alessandro	Volkswagen Golf DSG	235,3
9	<b>167 FAZIOLI</b> Andrea	Cupra Leon	235,3
10	<b>184 LANCELLOTTI</b> Mattia	Cupra Leon	233,8
11	<b>185 LISI</b> Alessandro	Cupra Leon	233,8
12	<b>105 BAGNOLI</b> Fabio	Volkswagen Golf DSG	233,8
13	<b>178 BERTON</b> Alessandro	Cupra Leon	232,3
14	<b>119 PALANTI</b> Paolo	Audi RS3 DSG	231,8
15	<b>183 CASSARÀ</b> Diego	Volkswagen Golf DSG	231,8
16	<b>199 ZANIN</b> Filippo Maria	Audi RS3 DSG	231,8
17	<b>111 ROCCADELLI</b> Matteo	Cupra Leon	230,8

**SEG. 1**

1	<b>191 FRANCA</b> Luca	23.769
2	<b>139 VERDI</b> Luca	23.821
3	<b>184 LANCELLOTTI</b> Mattia	23.940
4	<b>174 ALCIDI</b> Alessandro	24.007
5	<b>199 ZANIN</b> Filippo Maria	24.098
6	<b>115 FOGLIA</b> Gabriele	24.176
7	<b>129 DAMANTE</b> Emilio	24.229
8	<b>131 SILVESTRINI</b> Paolo Maria	24.252
9	<b>167 FAZIOLI</b> Andrea	24.302
10	<b>102 FANTILLI</b> Giorgio	24.308
11	<b>111 ROCCADELLI</b> Matteo	24.310
12	<b>123 ANTONELLO</b> Fabio	24.434
13	<b>185 LISI</b> Alessandro	24.477
14	<b>119 PALANTI</b> Paolo	24.649
15	<b>178 BERTON</b> Alessandro	24.761
16	<b>105 BAGNOLI</b> Fabio	24.873
17	<b>183 CASSARÀ</b> Diego	24.907

**SEG. 2**

1	<b>191 FRANCA</b> Luca	37.553
2	<b>139 VERDI</b> Luca	37.668
3	<b>184 LANCELLOTTI</b> Mattia	37.723
4	<b>199 ZANIN</b> Filippo Maria	37.807
5	<b>174 ALCIDI</b> Alessandro	37.877
6	<b>111 ROCCADELLI</b> Matteo	38.194
7	<b>123 ANTONELLO</b> Fabio	38.264
8	<b>129 DAMANTE</b> Emilio	38.340
9	<b>131 SILVESTRINI</b> Paolo Maria	38.448
10	<b>115 FOGLIA</b> Gabriele	38.504
11	<b>102 FANTILLI</b> Giorgio	38.514
12	<b>185 LISI</b> Alessandro	38.575
13	<b>178 BERTON</b> Alessandro	38.666
14	<b>167 FAZIOLI</b> Andrea	38.716
15	<b>119 PALANTI</b> Paolo	38.788
16	<b>183 CASSARÀ</b> Diego	38.789
17	<b>105 BAGNOLI</b> Fabio	38.808

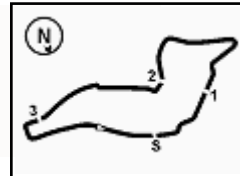
**SEG. 3**

1	<b>191 FRANCA</b> Luca	32.617
2	<b>199 ZANIN</b> Filippo Maria	32.658
3	<b>139 VERDI</b> Luca	32.835
4	<b>184 LANCELLOTTI</b> Mattia	32.936
5	<b>102 FANTILLI</b> Giorgio	33.085
6	<b>131 SILVESTRINI</b> Paolo Maria	33.119
7	<b>174 ALCIDI</b> Alessandro	33.123
8	<b>167 FAZIOLI</b> Andrea	33.435
9	<b>185 LISI</b> Alessandro	33.491
10	<b>123 ANTONELLO</b> Fabio	33.522
11	<b>115 FOGLIA</b> Gabriele	33.586
12	<b>129 DAMANTE</b> Emilio	33.748
13	<b>111 ROCCADELLI</b> Matteo	33.781
14	<b>178 BERTON</b> Alessandro	33.816
15	<b>105 BAGNOLI</b> Fabio	34.003
16	<b>183 CASSARÀ</b> Diego	34.007
17	<b>119 PALANTI</b> Paolo	34.058

**SEG. 4**

1	<b>102 FANTILLI</b> Giorgio	20.265
2	<b>174 ALCIDI</b> Alessandro	20.352
3	<b>139 VERDI</b> Luca	20.353
4	<b>191 FRANCA</b> Luca	20.365
5	<b>184 LANCELLOTTI</b> Mattia	20.428
6	<b>129 DAMANTE</b> Emilio	20.449
7	<b>167 FAZIOLI</b> Andrea	20.479
8	<b>111 ROCCADELLI</b> Matteo	20.512
9	<b>185 LISI</b> Alessandro	20.542
10	<b>123 ANTONELLO</b> Fabio	20.580
11	<b>199 ZANIN</b> Filippo Maria	20.582
12	<b>178 BERTON</b> Alessandro	20.689
13	<b>115 FOGLIA</b> Gabriele	20.709
14	<b>183 CASSARÀ</b> Diego	20.773
15	<b>119 PALANTI</b> Paolo	20.840
16	<b>131 SILVESTRINI</b> Paolo Maria	20.871
17	<b>105 BAGNOLI</b> Fabio	20.917





## ACI Racing Weekend Imola, 7-8 Settembre 2024

### TCR Italy DSG - Ideal Time Qualifiche

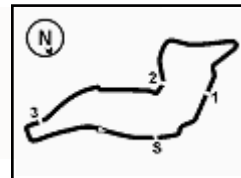
Imola Circuit 4.909 m

Num. Conducente	Auto	Seg. 1	Seg. 2	Seg. 3	Seg. 4	Ideal Time		
		Diff. 1	Diff. 2	Diff. 3	Diff. 4	Miglior Giro	Pos.	Diff.
1 <b>191 FRANCA L.</b> (ITA)	Audi RS3 DSG	<b>23.769</b> +0.069	<b>37.553</b>	<b>32.617</b>	20.365	<b>1'54.304</b> 1'54.373	1	0.069
2 <b>139 VERDI L.</b> (ITA)	Audi RS3 DSG	23.821 +0.287	37.668	32.835	20.353 +0.290	<b>1'54.677</b> 1'55.254	3	0.577
3 <b>184 LANCELLOTTI M.</b> (ITA)	Cupra Leon	23.940 +0.085	37.723 +0.080	32.936	20.428	<b>1'55.027</b> 1'55.192	2	0.165
4 <b>199 ZANIN F.</b> (ITA)	Audi RS3 DSG	24.098	37.807 +0.088	32.658 +0.515	20.582 +0.116	<b>1'55.145</b> 1'55.864	4	0.719
5 <b>174 ALCIDI A.</b> (ITA)	Volkswagen Golf DSG	24.007 +0.219	37.877 +0.205	33.123 +0.094	20.352 +0.148	<b>1'55.359</b> 1'56.025	5	0.666
6 <b>102 FANTILLI G.</b> (ITA)	Cupra Leon	24.308 +0.226	38.514	33.085 +1'03.554	<b>20.265</b> +0.302	<b>1'56.172</b> 1'57.206	8	1.034
7 <b>131 SILVESTRINI P.</b> (ITA)	Audi RS3 DSG	24.252	38.448	33.119	20.871	<b>1'56.690</b> 1'56.690	6	
8 <b>129 DAMANTE E.</b> (ITA)	Cupra Leon	24.229	38.340	33.748 +0.596	20.449	<b>1'56.766</b> 1'57.362	11	0.596
9 <b>111 ROCCADELLI M.</b> (ITA)	Cupra Leon	24.310	38.194	33.781	20.512	<b>1'56.797</b> 1'56.797	7	
10 <b>123 ANTONELLO F.</b> (ITA)	Cupra Leon	24.434 +0.098	38.264 +0.301	33.522 +0.125	20.580 +0.031	<b>1'56.800</b> 1'57.355	10	0.555
11 <b>167 FAZIOLI A.</b> (ITA)	Cupra Leon	24.302	38.716	33.435 +0.077	20.479 +0.258	<b>1'56.932</b> 1'57.267	9	0.335
12 <b>115 FOGLIA G.</b> (ITA)	Cupra Leon	24.176	38.504 +0.214	33.586 +0.238	20.709 +0.061	<b>1'56.975</b> 1'57.488	12	0.513
13 <b>185 LISI A.</b> (ITA)	Cupra Leon	24.477 +0.242	38.575 +0.129	33.491 +0.065	20.542 +0.229	<b>1'57.085</b> 1'57.750	13	0.665
14 <b>178 BERTON A.</b> (ITA)	Cupra Leon	24.761 +0.074	38.666	33.816 +0.152	20.689	<b>1'57.932</b> 1'58.158	14	0.226
15 <b>119 PALANTI P.</b> (ITA)	Audi RS3 DSG	24.649	38.788 +0.106	34.058 +0.047	20.840 +0.040	<b>1'58.335</b> 1'58.528	15	0.193
16 <b>183 CASSARÀ D.</b> (ITA)	Volkswagen Golf DSG	24.907 +0.129	38.789 +0.040	34.007 +0.076	20.773	<b>1'58.476</b> 1'58.721	16	0.245
17 <b>105 BAGNOLI F.</b> (ITA)	Volkswagen Golf DSG	24.873	38.808 +0.583	34.003	20.917	<b>1'58.601</b> 1'59.184	17	0.583
<b>Ideal Time Assoluto</b>		23.769	37.553	32.617	20.265	<b>1'54.204</b>		





3.4



Imola Circuit 4.909 m

1 / 2

# ACI Racing Weekend Imola, 7-8 Settembre 2024

## TCR Italy DSG - Analisi Tempi Qualifiche

102 G. FANTILLI (1'57.206)							
Giro	Seg.1	Seg.2	Seg.3	Seg.4	T. Giro	km/h	Local Time
1							
2	51.512	47.689	42.682	26.515	2'48.398P	122,9	18:19'26.623
3	31.498	45.095	35.942	21.315	2'13.850	166,9	18:21'40.473
4	25.388	40.165	33.841	20.922	2'00.316	231,3	18:23'40.789
5	<b>24.308</b>			20.440	1'57.709	235,8	18:25'38.498
6	27.910			20.899	2'05.081	237,9	18:27'43.579
7	25.346			20.773	1'59.863	220,9	18:29'43.442
8	24.676	39.042	34.241	20.326	1'58.285	229,3	18:31'41.727
9	27.464	44.413	48.017	3'25.485	5'25.379P	232,3	18:37'07.106
10	48.457			20.624	2'23.927P	118,2	18:39'31.033
11	24.965	39.142	<b>33.085</b>	20.381	1'57.573	235,3	18:41'28.606
12	24.534			20.567	<b>1'57.206</b>	229,3	18:43'25.812
13	24.638	43.909	35.049	20.525	2'04.121	216,9	18:45'29.933
14	24.656	<b>38.514</b>	33.996	<b>20.265</b>	1'57.431	<b>239,5</b>	18:47'27.364

123 F. ANTONELLO (1'57.355)							
Giro	Seg.1	Seg.2	Seg.3	Seg.4	T. Giro	km/h	Local Time
1							
2	45.590	46.983	38.503	21.307	2'32.383P	138,3	18:19'01.341
3	25.046	39.902	34.212	20.863	2'00.023	234,3	18:21'01.364
4	27.123	40.248	33.839	20.820	2'02.030	234,3	18:23'03.394
5	24.532	38.565	33.647	20.611	<b>1'57.355</b>	232,8	18:25'00.749
6	24.450	38.699	33.701	20.852	1'57.702	234,3	18:26'58.451
7	24.929	38.320	34.529	2'30.472	4'08.250P	233,8	18:31'06.701
8	47.613	50.747	43.914	3'41.521	6'03.795P	145,4	18:37'10.496
9	47.798	44.097	39.902	21.227	2'33.024P	118,2	18:39'43.520
10	25.145	39.105	34.211	<b>20.580</b>	1'59.041	230,8	18:41'42.561
11	<b>24.434</b>	<b>38.264</b>	<b>33.522</b>	23.271	1'59.491	234,8	18:43'42.052
12	24.473	38.711	33.616	20.791	1'57.591	233,8	18:45'39.643

105 F. BAGNOLI (1'59.184)							
Giro	Seg.1	Seg.2	Seg.3	Seg.4	T. Giro	km/h	Local Time
1							
2	45.227	44.682	37.507	22.324	2'29.740P	123,1	18:18'45.147
3	25.628	40.020	34.669	21.122	2'01.439	219,5	18:20'46.586
4	26.036	40.013	34.323	21.791	2'02.163	195,3	18:22'48.749
5	25.645	47.074	44.310	2'33.371	4'30.400P	218,6	18:27'19.149
6	43.401	50.525	36.422	21.632	2'31.980P	108,0	18:29'51.129
7	44.546	44.892	42.508	4'48.615	7'00.561P	230,3	18:36'51.690
8	45.450	43.935	36.765	22.016	2'28.166P	128,7	18:39'19.856
9	25.371	40.291	34.732	21.224	2'01.618	228,8	18:41'21.474
10	<b>24.873</b>	39.391	<b>34.003</b>	<b>20.917</b>	<b>1'59.184</b>	<b>233,8</b>	18:43'20.658
11	25.140	<b>38.808</b>	34.418	21.043	1'59.409	228,8	18:45'20.067
12	25.717	39.257	34.051	21.174	2'00.199	227,4	18:47'20.266

129 E. DAMANTE (1'57.362)							
Giro	Seg.1	Seg.2	Seg.3	Seg.4	T. Giro	km/h	Local Time
1							
2	49.455	46.590	45.844	23.907	2'45.796P	119,9	18:19'28.511
3	25.432	40.717	34.807	21.094	2'02.050	231,8	18:21'30.561
4	25.254	40.210	34.725	20.719	2'00.908	232,8	18:23'31.469
5	28.273	40.348	34.505	3'29.895	5'13.021P	202,2	18:28'44.490
6	43.232	40.829	35.095	21.310	2'20.466P	154,5	18:31'04.956
7	24.758	44.129	47.363	4'07.451	6'03.701P	232,3	18:37'08.657
8	45.822	40.089	39.279	21.126	2'26.316P	137,9	18:39'34.973
9	24.715	38.998	<b>33.748</b>	20.608	1'58.069	230,3	18:41'33.042
10	<b>24.229</b>	<b>38.340</b>	34.344	<b>20.449</b>	<b>1'57.362</b>	233,8	18:43'30.404
11	28.207	43.074	35.295	20.799	2'07.375	<b>235,8</b>	18:45'37.779

111 M. ROCCADELLI (1'56.797)							
Giro	Seg.1	Seg.2	Seg.3	Seg.4	T. Giro	km/h	Local Time
1							
2	42.514	39.650	34.194	21.160	2'17.518P	157,7	18:44'28.383
3	<b>24.310</b>	<b>38.194</b>	<b>33.781</b>	<b>20.512</b>	<b>1'56.797</b>	<b>230,8</b>	18:46'25.180

131 P. SILVESTRINI (1'56.690)							
Giro	Seg.1	Seg.2	Seg.3	Seg.4	T. Giro	km/h	Local Time
1							
2	47.412	1'00.842	43.841	2'43.177	5'15.272P	153,8	18:21'32.238
3	47.762	58.262	1'04.874	21.329	3'12.227P	135,2	18:24'44.465
4	24.535	38.689	33.368	20.890	1'57.482	236,8	18:26'41.947
5	<b>24.252</b>	<b>38.448</b>	<b>33.119</b>	<b>20.871</b>	<b>1'56.690</b>	<b>237,4</b>	18:28'38.637

115 G. FOGLIA (1'57.488)							
Giro	Seg.1	Seg.2	Seg.3	Seg.4	T. Giro	km/h	Local Time
1							
2	47.053	51.788	39.475	21.273	2'39.589P	137,8	18:19'00.218
3	25.741	39.174	34.355	20.935	2'00.205	232,8	18:21'00.423
4	24.685	39.130	34.260	20.727	1'58.802	232,8	18:22'59.225
5	24.417	38.625	34.086	20.885	1'58.013	235,3	18:24'57.238
6	24.431	38.697	33.899	20.980	1'58.007	233,3	18:26'55.245
7	25.668	39.372	34.512	2'34.793	4'14.345P	233,8	18:31'09.590
8	48.980	51.139	48.173	3'35.836	6'04.128P	139,2	18:37'13.718
9	45.957	41.472	40.105	21.219	2'28.753P	125,7	18:39'42.471
10	24.526	38.551	33.766	<b>20.709</b>	1'57.552	233,8	18:41'40.023
11	<b>24.176</b>	38.718	33.824	20.770	<b>1'57.488</b>	233,8	18:43'37.511
12	24.422	<b>38.504</b>	<b>33.586</b>	21.063	1'57.575	<b>236,8</b>	18:45'35.086

139 L. VERDI (1'55.254)							
Giro	Seg.1	Seg.2	Seg.3	Seg.4	T. Giro	km/h	Local Time
1							
2	45.106	43.631	37.706	21.720	2'28.163P	137,1	18:18'38.359
3	24.377	38.103	34.226	20.683	1'57.389	235,3	18:20'35.748
4	24.028	38.106	33.555	20.740	1'56.429	235,8	18:22'32.177
5	24.108	<b>37.668</b>	<b>32.835</b>	20.643	<b>1'55.254</b>	235,8	18:24'27.431
6	24.147	37.701	33.087	20.694	1'55.629	233,8	18:26'23.060
7	23.939	37.903	32.904	2'08.220	3'42.966P	235,8	18:30'06.026
8	41.227	47.090	40.265	4'29.003	6'37.585P	153,0	18:36'43.611
9	50.515	40.069	34.598	20.852	2'26.034P	117,8	18:39'09.645
10	24.143	37.698	33.328	<b>20.353</b>	1'55.522	235,3	18:41'05.167
11	<b>23.821</b>	37.791	33.352	21.006	1'55.970	236,8	18:43'01.137
12	24.276	42.107	37.027	20.926	2'04.336	235,3	18:45'05.473
13	23.919	38.121	33.063	20.688	1'55.791	<b>238,9</b>	18:47'01.264

119 P. PALANTI (1'58.528)							
Giro	Seg.1	Seg.2	Seg.3	Seg.4	T. Giro	km/h	Local Time
1							
2	25.473	39.766	37.125	21.493	2'03.857	225,9	18:20'38.647
3	25.404	39.961	35.728	41.402	2'22.495P	228,3	18:23'01.142
4	2'02.192	48.797	48.711	22.451	4'02.151P	137,9	18:27'03.293
5	25.199	39.293	<b>34.058</b>	20.840	1'59.390	226,4	18:29'02.683
6	<b>24.649</b>	38.894	34.105	20.880	<b>1'58.528</b>	227,8	18:31'01.211
7	24.767	43.523	47.671	52.861	2'48.822CP	228,3	18:33'50.033

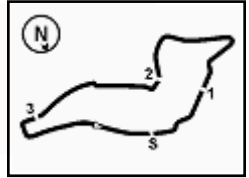
167 A. FAZIOLI (1'57.267)							
Giro	Seg.1	Seg.2	Seg.3	Seg.4	T. Giro	km/h	Local Time
1							

06/09/2024 P = Box In/Out - C = Tempo Invaldato





3.4



# ACI Racing Weekend Imola, 7-8 Settembre 2024

## TCR Italy DSG - Analisi Tempi Qualifiche

Imola Circuit 4.909 m

2 / 2

2	47.206	49.991	44.603	24.154	2'45.954P	134,7	18:19'17.925	9	24.134	37.946	33.025	20.442	1'55.547	232,3	18:41'37.104			
3	28.989	46.793	38.833	21.559	2'16.174	177,6	18:21'34.099	10	<b>23.940</b>	37.867	36.961	21.044	1'59.812	233,3	18:43'36.916			
4	25.210	39.265	33.824	20.821	1'59.120	234,3	18:23'33.219	11	24.025	37.803	<b>32.936</b>	<b>20.428</b>	<b>1'55.192</b>	232,3	18:45'32.108			
5	25.514	39.414	33.957	20.846	1'59.731	232,8	18:25'32.950											
6	24.602	39.023	33.507	20.497	1'57.629	233,3	18:27'30.579											
7	<b>24.302</b>	<b>38.716</b>	33.512	20.737	<b>1'57.267</b>	<b>235,3</b>	18:29'27.846											
8	25.085	39.573	34.624	6'14.906	7'54.188P	234,8	18:37'22.034											
9	42.583	1'27.780	51.670	2'21.693	5'23.726P	148,8	18:42'45.760											
10	52.321	43.503	42.158	21.050	2'39.032P	106,4	18:45'24.792											
11	25.215	38.965	<b>33.435</b>	<b>20.479</b>	1'58.094	225,0	18:47'22.886											

**174 A. ALCIDI (1'56.025)**

Giro	Seg.1	Seg.2	Seg.3	Seg.4	T. Giro	km/h	Local Time
1							
2	46.751	43.683	37.727	22.050	2'30.211P	141,9	18:18'42.214
3	26.449	40.574	37.679	2'47.080	4'31.782P	201,5	18:23'13.996
4	47.216	40.979	41.464	22.459	2'32.118P	129,0	18:25'46.114
5	24.886	38.732	33.625	20.817	1'58.060	229,3	18:27'44.174
6	24.940	38.593	<b>33.123</b>	20.479	1'57.135	227,8	18:29'41.309
7	24.226	38.082	33.217	20.500	<b>1'56.025</b>	231,8	18:31'37.334
8	25.248	49.989	47.537	3'08.670	5'11.444P	232,8	18:36'48.778
9	46.803	41.002	34.164	20.721	2'22.690P	116,4	18:39'11.468
10	24.421	38.318	33.170	<b>20.352</b>	1'56.261	234,3	18:41'07.729
11	24.016	38.103	33.188	20.591	1'55.898C	<b>235,3</b>	18:43'03.627
12	24.155	39.074	33.965	20.643	1'57.837	234,8	18:45'01.464
13	<b>24.007</b>	<b>37.877</b>	34.167	20.675	1'56.726	233,8	18:46'58.190

**178 A. BERTON (1'58.158)**

Giro	Seg.1	Seg.2	Seg.3	Seg.4	T. Giro	km/h	Local Time
1							
2	51.490	46.533	42.935	23.688	2'44.646P	123,7	18:19'24.634
3	25.954	40.676	35.077	21.090	2'02.797	218,2	18:21'27.431
4	25.447	39.508	34.296	20.813	2'00.064	228,8	18:23'27.495
5	24.835	<b>38.666</b>	33.968	<b>20.689</b>	<b>1'58.158</b>	229,3	18:25'25.653
6	<b>24.761</b>	38.885	<b>33.816</b>	2'36.247	4'13.709P	230,8	18:29'39.362
7	45.133	43.521	38.443	5'10.151	7'17.248P	144,2	18:36'56.610
8	43.382	42.460	37.853	22.006	2'25.701P	141,2	18:39'22.311
9	24.808	39.305	34.654	20.805	1'59.572	<b>232,3</b>	18:41'21.883

**183 D. CASSARÀ (1'58.721)**

Giro	Seg.1	Seg.2	Seg.3	Seg.4	T. Giro	km/h	Local Time
1							
2	48.748	59.248	45.021	24.474	2'57.491P	136,0	18:19'15.662
3	29.833	43.082	38.860	3'57.480	5'49.255P	182,4	18:25'04.917
4	45.757	42.220	38.888	21.929	2'28.794P	131,4	18:27'33.711
5	25.366	39.228	34.022	21.013	1'59.629	213,4	18:29'33.340
6	25.036	38.829	34.083	<b>20.773</b>	<b>1'58.721</b>	230,3	18:31'32.061
7	25.718	48.453	43.919	3'15.608	5'13.698P	229,3	18:36'45.759
8	50.227	41.409	34.505	20.820	2'26.961P	120,8	18:39'12.720
9	<b>24.907</b>	<b>38.789</b>	<b>34.007</b>	21.175	1'58.878	228,8	18:41'11.598
10	25.192	38.972	34.276	21.005	1'59.445	219,1	18:43'11.043
11	25.469	39.975	38.776	21.207	2'05.427	<b>231,8</b>	18:45'16.470

**184 M. LANCELLOTTI (1'55.192)**

Giro	Seg.1	Seg.2	Seg.3	Seg.4	T. Giro	km/h	Local Time
1							
2	45.273	47.079	39.188	21.686	2'33.226P	148,6	18:18'59.579
3	24.485	38.515	33.664	20.856	1'57.520	228,3	18:20'57.099
4	24.093	38.177	33.445	20.520	1'56.235	230,8	18:22'53.334
5	24.308	38.037	33.212	20.531	1'56.088	232,3	18:24'49.422
6	24.040	<b>37.723</b>	33.176	20.480	1'55.419	233,3	18:26'44.841
7	24.744	40.503	34.161	8'48.255	10'27.663P	<b>233,8</b>	18:37'12.504
8	45.674	42.122	40.104	21.153	2'29.053P	142,5	18:39'41.557

06/09/2024 P = Box In/Out - C = Tempo Invalidato

**185 A. LISI (1'57.750)**

Giro	Seg.1	Seg.2	Seg.3	Seg.4	T. Giro	km/h	Local Time
1							
2	48.543	47.924	45.351	25.634	2'47.452P	135,2	18:19'11.427
3	24.989	39.521	33.993	20.995	1'59.498	229,3	18:21'10.925
4	24.834	38.642	33.577	21.602	1'58.655	231,3	18:23'09.580
5	24.719	38.704	33.556	20.771	<b>1'57.750</b>	231,8	18:25'07.330
6	25.765	39.214	35.149	1'44.253	3'24.381P	233,3	18:28'31.711
7	39.742	39.019	<b>33.491</b>	20.682	2'12.934P	158,4	18:30'44.645
8	25.034	38.797	46.613	4'23.969	6'14.413P	233,3	18:36'59.058
9	41.806	42.431	38.039	22.126	2'24.402P	159,1	18:39'23.460
10	24.846	38.842	35.638	23.498	2'02.824	<b>233,8</b>	18:41'26.284
11	24.778	38.945	33.644	<b>20.542</b>	1'57.909	230,3	18:43'24.193
12	<b>24.477</b>	<b>38.575</b>	34.295	20.687	1'58.034	233,3	18:45'22.227

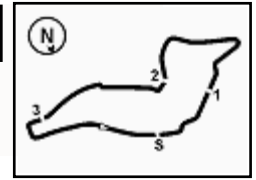
**191 L. FRANCA (1'54.373)**

Giro	Seg.1	Seg.2	Seg.3	Seg.4	T. Giro	km/h	Local Time
1							
1		43.013	37.572	40.141		128,6	
2	2'21.023	41.804	40.362	21.115	4'04.304P	156,3	18:22'56.511
3	24.126	37.870	33.171	20.470	1'55.637	238,4	18:24'52.148
4	23.831	37.813	32.948	20.383	1'54.975	241,6	18:26'47.123
5	23.918	37.915	32.959	20.345	1'55.137C	<b>242,7</b>	18:28'42.260
6	25.375	39.199	35.478	39.742	2'19.794P	214,3	18:31'02.054
7	6'33.134	40.482	34.296	20.675	8'08.587P	118,9	18:39'10.641
8	24.067	37.923	32.909	20.655	1'55.554	241,1	18:41'06.195
9	<b>23.769</b>	37.650	32.884	20.870	1'55.173	240,5	18:43'01.368
10	25.047	39.551	33.748	20.594	1'58.940	208,1	18:45'00.308
11	23.838	<b>37.553</b>	<b>32.617</b>	<b>20.365</b>	<b>1'54.373</b>	238,9	18:46'54.681

**199 F. ZANIN (1'55.864)**

Giro	Seg.1	Seg.2	Seg.3	Seg.4	T. Giro	km/h	Local Time
1							
1		44.503	37.555	38.430		134,5	
2	2'12.995	42.807	36.102	21.039	3'52.943P	157,2	18:22'46.170
3	24.467	38.417	33.344	<b>20.582</b>	1'56.810	228,8	18:24'42.980
4	24.284	38.048	32.966	20.596	1'55.894	229,3	18:26'38.874
5	<b>24.098</b>	37.895	33.173	20.698	<b>1'55.864</b>	229,8	18:28'34.738
6	24.221	<b>37.807</b>	36.943	43.095	2'22.066P	229,8	18:30'56.804
7	6'39.328	43.225	35.920	21.102	8'19.575P	115,1	18:39'16.379
8	26.291	40.377	35.440	20.956	2'03.064	<b>231,8</b>	18:41'19.443
9	24.208	37.819	36.151	20.719	1'58.897	230,8	18:43'18.340
10	24.119	37.977	<b>32.658</b>	22.598	1'57.352	230,8	18:45'15.692
11	30.653	43.722	34.915	20.881	2'10.171	228,8	18:47'25.863





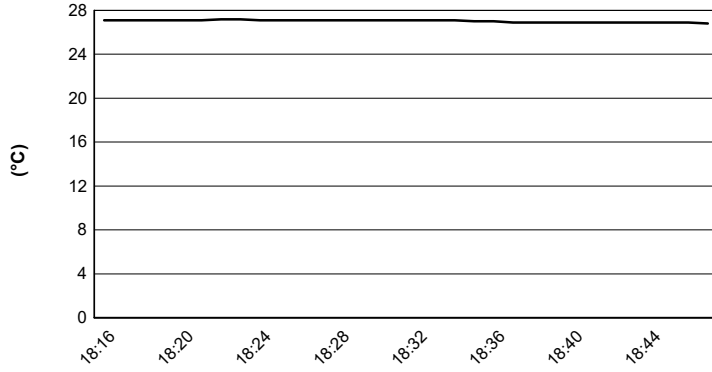
Imola Circuit 4.909 m

**ACI Racing Weekend Imola, 7-8 Settembre 2024**

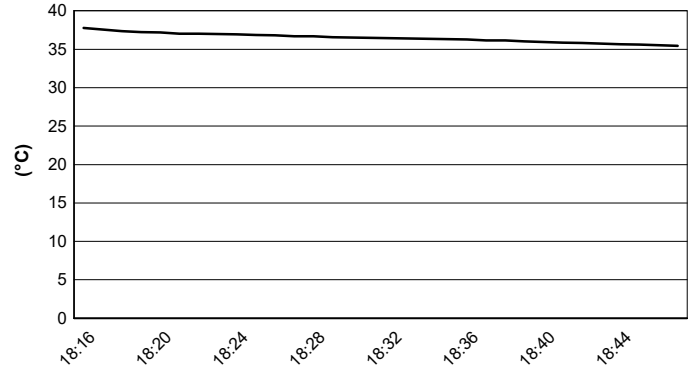
**TCR Italy DSG - Meteo Qualifiche**

Session started 18:16 - Session ended 18:48

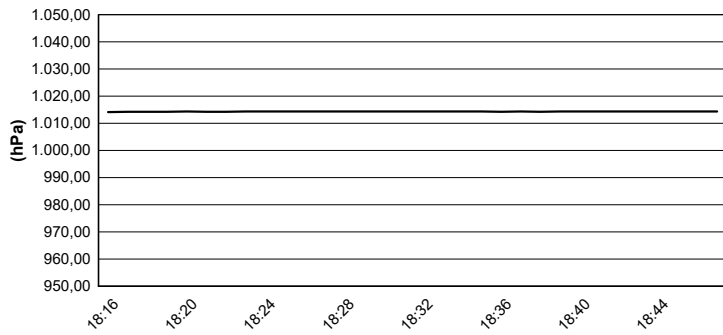
**Air Temperature**




**Track Temperature**



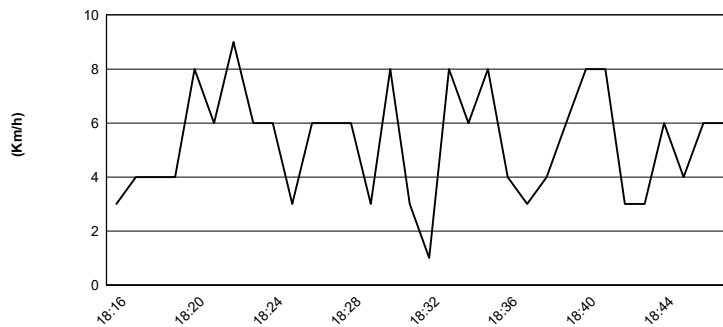
**Air Pressure**



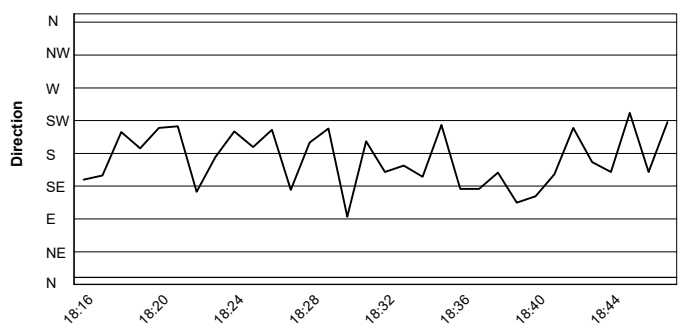
**Humidity**



**Wind Speed**



**Wind Direction**



06/09/2024

