
**ACI Racing Weekend Vallelunga, 21-22 Settembre 2024**
**TCR Italy SEQ - Classifica Prove Libere 2**

Vallelunga 4.085 m

1 / 2

Num.	Conduuttore	Naz	Concorrente	Team	Auto	Classe	Tempo	Dist.	Rel.	Giri
1	<b>87 PARK</b> Junui	KOR	Solite Indigo Racing	Solite Indigo Racing	Hyundai Elantra N	UU	<b>1'39.569</b>			3
2	<b>97 PARK</b> Junesung	KOR	Solite Indigo Racing	Solite Indigo Racing	Hyundai Elantra N		<b>1'39.862</b>	0.293	0.293	4
3	<b>17 TAYLOR</b> Nicolas	CAN	PMA Motorsport	PMA Motorsport	Audi RS3 LMS	UU	<b>1'39.937</b>	0.368	0.075	10
4	<b>11 ROCCA</b> Paolo	ITA	ALM Motorsport	ALM Motorsport	Honda Civic FL5	UU	<b>1'39.992</b>	0.423	0.055	9
5	<b>76 LEY</b> Alex	GBR	Target	Target	Hyundai Elantra N	UU	<b>1'40.102</b>	0.533	0.110	10
6	<b>8 BALDAN</b> Nicola	ITA	Aikoa Racing	Aikoa Racing	Audi RS3 LMS	MA	<b>1'40.177</b>	0.608	0.075	10
7	<b>12 COVINI</b> Gabriele	ITA	BRC Racing Team	BRC Racing Team	Hyundai Elantra N	UU	<b>1'40.235</b>	0.666	0.058	9
8	<b>27 VOLT</b> Ruben	EST	ALM Motorsport	ALM Motorsport	Honda Civic FL5	UU	<b>1'40.324</b>	0.755	0.089	9
9	<b>67 PELLEGRINI</b> Marco	ITA	MM Motorsport	MM Motorsport	Honda Civic FL5	MA	<b>1'40.423</b>	0.854	0.099	8
10	<b>82 CIMENES</b> Jacopo	ITA	MM Motorsport	MM Motorsport	Honda Civic FL5	UU	<b>1'40.482</b>	0.913	0.059	10
11	<b>81 REDUZZI</b> Damiano	ITA	Reduzzi Damiano	Trico WRT	Hyundai Elantra N	MA	<b>1'40.531</b>	0.962	0.049	10
12	<b>38 BARBERI</b> Filippo	ITA	Aikoa Racing	Aikoa Racing	Audi RS3 LMS	UU	<b>1'40.552</b>	0.983	0.021	10
13	<b>9 POLONI</b> Matteo	ITA	Poloni Matteo	Gear Works	Audi RS3 LMS		<b>1'40.584</b>	1.015	0.032	9
14	<b>5 BARBERINI</b> Cosimo	ITA	Barberini Cosimo	NOS	Cupra Leon VZ		<b>1'40.635</b>	1.066	0.051	9
15	<b>64 LOSONCZY</b> Levente	HUN	ALM Motorsport	ALM Motorsport	Honda Civic FL5	UU	<b>1'40.689</b>	1.120	0.054	7
16	<b>4 TAVANO</b> Salvatore	ITA	Tavano Salvatore	Girasole	Cupra Leon VZ		<b>1'40.733</b>	1.164	0.044	5
17	<b>44 IMBERTI</b> Michele	ITA	Kombat Motorsport	Kombat Motorsport	Hyundai Elantra N		<b>1'40.754</b>	1.185	0.021	11
18	<b>2 FAZZINO</b> Luigi	ITA	Fazzino Luigi	Abate Cars Racing Technology	Audi RS3 LMS		<b>1'41.154</b>	1.585	0.400	11
19	<b>69 FOSSATI</b> Tommaso	ITA	Fossati Tommaso	FOX Racing Team	Audi RS3 LMS	UU	<b>1'41.258</b>	1.689	0.104	11
20	<b>72 PELATTI</b> Sandro	ITA	PMA Motorsport	PMA Motorsport	Audi RS3 LMS	MA	<b>1'41.299</b>	1.730	0.041	11
21	<b>91 MARTINEZ</b> Luciano	ARG	MM Motorsport	MM Motorsport	Honda Civic FL5	UU	<b>1'41.430</b>	1.861	0.131	7
22	<b>10 PAOLINO</b> Federico	ITA	Target	Target	Hyundai Elantra N		<b>1'41.514</b>	1.945	0.084	11
23	<b>3 GURRIERI</b> Raffaele	ITA	Gurrieri Raffaele	Girasole	Cupra Leon VZ	MA	<b>1'41.900</b>	2.331	0.386	10
24	<b>95 ALESSI</b> Pietro	ITA	BF Motorsport	BF Motorsport	Audi RS3 LMS	UU	<b>1'42.218</b>	2.649	0.318	7
25	<b>90 BABUIN</b> Denis	ITA	Babuin Denis	Planet Motorsport	Audi RS3 LMS	MA	<b>1'42.899</b>	3.330	0.681	5

Umidità	58%	Aria	25°C
Condizioni	DRY	Pista	27°C

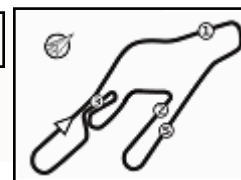
Direttore di Gara : Gianfranco Bonifacio

Direttore di Prova : Gianluca Marotta

20/09/2024      Inizio 18:06      Fine 18:41

Esposta alle: .....




**ACI Racing Weekend Vallelunga, 21-22 Settembre 2024**
**TCR Italy SEQ - Classifica Prove Libere 2**
**Penalty and Infringement**

18.18	<b>67 M. PELLEGRINI</b>	#67 Time Deleted (1'47.462) - Exceeded Track Limits T7
18.18	<b>64 L. LOSONCZY</b>	#64 Time Deleted (1'39.904) - Exceeded Track Limits T7
18.19		RED FLAG
18.38	<b>44 M. IMBERTI</b>	#44 Time Deleted (1'40.390) - Exceeded Track Limits T7
18.39	<b>67 M. PELLEGRINI</b>	#67 Time Deleted (1'40.758) - Exceeded Track Limits T7
18.40	<b>44 M. IMBERTI</b>	#44 Time Deleted (1'42.593) - Exceeded Track Limits T7

**Fastest Laps Sequence**

Num.	Concorrente	Naz	Team	Auto	Local Time	Tempo	Dist.	Media
27	R. VOLT	EST	ALM Motorsport	Honda Civic FL5	18:09'59.536	<b>1'47.437</b>		136,880
64	L. LOSONCZY	HUN	ALM Motorsport	Honda Civic FL5	18:10'00.017	<b>1'47.310</b>	-0.127	137,042
11	P. ROCCA	ITA	ALM Motorsport	Honda Civic FL5	18:10'00.451	<b>1'46.915</b>	-0.395	137,549
81	D. REDUZZI	ITA	Trico WRT	Hyundai Elantra N	18:10'26.218	<b>1'46.767</b>	-0.148	137,739
12	G. COVINI	ITA	BRC Racing Team	Hyundai Elantra N	18:10'37.305	<b>1'46.718</b>	-0.049	137,802
27	R. VOLT	EST	ALM Motorsport	Honda Civic FL5	18:11'42.722	<b>1'43.186</b>	-3.532	142,519
11	P. ROCCA	ITA	ALM Motorsport	Honda Civic FL5	18:11'43.588	<b>1'43.137</b>	-0.049	142,587
81	D. REDUZZI	ITA	Trico WRT	Hyundai Elantra N	18:12'07.954	<b>1'41.736</b>	-1.401	144,551
38	F. BARBERI	ITA	Aikoa Racing	Audi RS3 LMS	18:13'15.816	<b>1'41.026</b>	-0.710	145,566
76	A. LEY	GBR	Target	Hyundai Elantra N	18:14'23.234	<b>1'40.861</b>	-0.165	145,805
87	J. PARK	KOR	Solite Indigo Racing	Hyundai Elantra N	18:15'27.569	<b>1'39.569</b>	-1.292	147,697

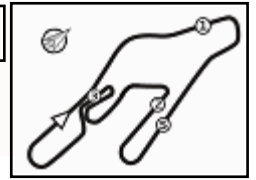
Direttore di Gara : Gianfranco Bonifacio

Direttore di Prova : Gianluca Marotta

20/09/2024      Inizio 18:06      Fine 18:41

Esposta alle: .....





Vallelunga 4.085 m

**ACI Racing Weekend Vallelunga, 21-22 Settembre 2024**  
**TCR Italy SEQ - Best Sectors & Speed Prove Libere 2**
**MIGLIOR GIRO**

1	<b>87 PARK</b> Junui	Hvundai Elantra N	1'39.569
2	<b>97 PARK</b> Junesung	Hvundai Elantra N	1'39.862
3	<b>17 TAYLOR</b> Nicolas	Audi RS3 LMS	1'39.937
4	<b>11 ROCCA</b> Paolo	Honda Civic FL5	1'39.992
5	<b>76 LEY</b> Alex	Hvundai Elantra N	1'40.102
6	<b>8 BALDAN</b> Nicola	Audi RS3 LMS	1'40.177
7	<b>12 COVINI</b> Gabriele	Hvundai Elantra N	1'40.235
8	<b>27 VOLT</b> Ruben	Honda Civic FL5	1'40.324
9	<b>67 PELLEGRINI</b> Marco	Honda Civic FL5	1'40.423
10	<b>82 CIMENES</b> Jacopo	Honda Civic FL5	1'40.482
11	<b>81 REDUZZI</b> Damiano	Hvundai Elantra N	1'40.531
12	<b>38 BARBERI</b> Filippo	Audi RS3 LMS	1'40.552
13	<b>9 POLONI</b> Matteo	Audi RS3 LMS	1'40.584
14	<b>5 BARBERINI</b> Cosimo	Cupra Leon VZ	1'40.635
15	<b>64 LOSONCZY</b> Levente	Honda Civic FL5	1'40.689
16	<b>4 TAVANO</b> Salvatore	Cupra Leon VZ	1'40.733
17	<b>44 IMBERTI</b> Michele	Hvundai Elantra N	1'40.754
18	<b>2 FAZZINO</b> Luigi	Audi RS3 LMS	1'41.154
19	<b>69 FOSSATI</b> Tommaso	Audi RS3 LMS	1'41.258
20	<b>72 PELATTI</b> Sandro	Audi RS3 LMS	1'41.299
21	<b>91 MARTINEZ</b> Luciano	Honda Civic FL5	1'41.430
22	<b>10 PAOLINO</b> Federico	Hvundai Elantra N	1'41.514
23	<b>3 GURRIERI</b> Raffaele	Cupra Leon VZ	1'41.900
24	<b>95 ALESSI</b> Pietro	Audi RS3 LMS	1'42.218
25	<b>90 BABUIN</b> Denis	Audi RS3 LMS	1'42.899

**SPEED**

1	<b>9 POLONI</b> Matteo	Audi RS3 LMS	220,4
2	<b>2 FAZZINO</b> Luigi	Audi RS3 LMS	218,6
3	<b>17 TAYLOR</b> Nicolas	Audi RS3 LMS	216,9
4	<b>90 BABUIN</b> Denis	Audi RS3 LMS	216,0
5	<b>64 LOSONCZY</b> Levente	Honda Civic FL5	215,6
6	<b>38 BARBERI</b> Filippo	Audi RS3 LMS	215,6
7	<b>69 FOSSATI</b> Tommaso	Audi RS3 LMS	215,6
8	<b>5 BARBERINI</b> Cosimo	Cupra Leon VZ	215,1
9	<b>72 PELATTI</b> Sandro	Audi RS3 LMS	215,1
10	<b>82 CIMENES</b> Jacopo	Honda Civic FL5	214,7
11	<b>27 VOLT</b> Ruben	Honda Civic FL5	214,7
12	<b>8 BALDAN</b> Nicola	Audi RS3 LMS	214,7
13	<b>81 REDUZZI</b> Damiano	Hvundai Elantra N	214,7
14	<b>76 LEY</b> Alex	Hvundai Elantra N	214,7
15	<b>67 PELLEGRINI</b> Marco	Honda Civic FL5	214,7
16	<b>11 ROCCA</b> Paolo	Honda Civic FL5	214,3
17	<b>87 PARK</b> Junui	Hvundai Elantra N	213,9
18	<b>97 PARK</b> Junesung	Hvundai Elantra N	213,9
19	<b>10 PAOLINO</b> Federico	Hvundai Elantra N	213,9
20	<b>95 ALESSI</b> Pietro	Audi RS3 LMS	213,4
21	<b>44 IMBERTI</b> Michele	Hvundai Elantra N	213,4
22	<b>12 COVINI</b> Gabriele	Hvundai Elantra N	213,4
23	<b>91 MARTINEZ</b> Luciano	Honda Civic FL5	213,0
24	<b>3 GURRIERI</b> Raffaele	Cupra Leon VZ	213,0
25	<b>4 TAVANO</b> Salvatore	Cupra Leon VZ	212,2

**SEG. 1**

1	<b>17 TAYLOR</b> Nicolas	13.049
2	<b>38 BARBERI</b> Filippo	13.079
3	<b>76 LEY</b> Alex	13.096
4	<b>12 COVINI</b> Gabriele	13.101
5	<b>87 PARK</b> Junui	13.144
6	<b>81 REDUZZI</b> Damiano	13.152
7	<b>9 POLONI</b> Matteo	13.158
8	<b>8 BALDAN</b> Nicola	13.175
9	<b>97 PARK</b> Junesung	13.183
10	<b>44 IMBERTI</b> Michele	13.197
11	<b>5 BARBERINI</b> Cosimo	13.229
12	<b>69 FOSSATI</b> Tommaso	13.263
13	<b>2 FAZZINO</b> Luigi	13.264
14	<b>27 VOLT</b> Ruben	13.295
15	<b>64 LOSONCZY</b> Levente	13.324
16	<b>67 PELLEGRINI</b> Marco	13.351
17	<b>72 PELATTI</b> Sandro	13.379
18	<b>11 ROCCA</b> Paolo	13.380
19	<b>4 TAVANO</b> Salvatore	13.440
20	<b>95 ALESSI</b> Pietro	13.498
21	<b>91 MARTINEZ</b> Luciano	13.517
22	<b>82 CIMENES</b> Jacopo	13.538
23	<b>3 GURRIERI</b> Raffaele	13.669
24	<b>90 BABUIN</b> Denis	13.707
25	<b>10 PAOLINO</b> Federico	13.787

**SEG. 2**

1	<b>87 PARK</b> Junui	34.564
2	<b>17 TAYLOR</b> Nicolas	34.642
3	<b>64 LOSONCZY</b> Levente	34.647
4	<b>97 PARK</b> Junesung	34.656
5	<b>4 TAVANO</b> Salvatore	34.742
6	<b>11 ROCCA</b> Paolo	34.751
7	<b>12 COVINI</b> Gabriele	34.815
8	<b>76 LEY</b> Alex	34.818
9	<b>8 BALDAN</b> Nicola	34.835
10	<b>10 PAOLINO</b> Federico	34.841
11	<b>82 CIMENES</b> Jacopo	34.851
12	<b>9 POLONI</b> Matteo	34.900
13	<b>67 PELLEGRINI</b> Marco	34.912
14	<b>81 REDUZZI</b> Damiano	34.913
15	<b>2 FAZZINO</b> Luigi	34.923
16	<b>44 IMBERTI</b> Michele	34.965
17	<b>27 VOLT</b> Ruben	34.967
18	<b>38 BARBERI</b> Filippo	34.973
19	<b>5 BARBERINI</b> Cosimo	35.020
20	<b>69 FOSSATI</b> Tommaso	35.145
21	<b>3 GURRIERI</b> Raffaele	35.178
22	<b>72 PELATTI</b> Sandro	35.261
23	<b>95 ALESSI</b> Pietro	35.339
24	<b>91 MARTINEZ</b> Luciano	35.472
25	<b>90 BABUIN</b> Denis	35.660

**SEG. 3**

1	<b>87 PARK</b> Junui	30.254
2	<b>11 ROCCA</b> Paolo	30.300
3	<b>44 IMBERTI</b> Michele	30.367
4	<b>64 LOSONCZY</b> Levente	30.388
5	<b>67 PELLEGRINI</b> Marco	30.420
6	<b>8 BALDAN</b> Nicola	30.441
7	<b>76 LEY</b> Alex	30.449
8	<b>17 TAYLOR</b> Nicolas	30.465
9	<b>97 PARK</b> Junesung	30.466
10	<b>27 VOLT</b> Ruben	30.501
11	<b>82 CIMENES</b> Jacopo	30.521
12	<b>12 COVINI</b> Gabriele	30.547
13	<b>81 REDUZZI</b> Damiano	30.559
14	<b>5 BARBERINI</b> Cosimo	30.579
15	<b>38 BARBERI</b> Filippo	30.598
16	<b>9 POLONI</b> Matteo	30.604
17	<b>72 PELATTI</b> Sandro	30.619
18	<b>91 MARTINEZ</b> Luciano	30.644
19	<b>2 FAZZINO</b> Luigi	30.716
20	<b>4 TAVANO</b> Salvatore	30.729
21	<b>3 GURRIERI</b> Raffaele	30.768
22	<b>69 FOSSATI</b> Tommaso	30.823
23	<b>90 BABUIN</b> Denis	30.941
24	<b>10 PAOLINO</b> Federico	30.941
25	<b>95 ALESSI</b> Pietro	31.271

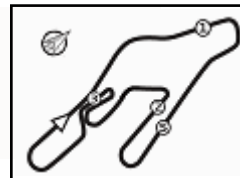
**SEG. 4**

1	<b>27 VOLT</b> Ruben	21.382
2	<b>64 LOSONCZY</b> Levente	21.512
3	<b>82 CIMENES</b> Jacopo	21.532
4	<b>87 PARK</b> Junui	21.535
5	<b>97 PARK</b> Junesung	21.557
6	<b>11 ROCCA</b> Paolo	21.561
7	<b>67 PELLEGRINI</b> Marco	21.592
8	<b>5 BARBERINI</b> Cosimo	21.599
9	<b>9 POLONI</b> Matteo	21.606
10	<b>44 IMBERTI</b> Michele	21.615
11	<b>76 LEY</b> Alex	21.628
12	<b>8 BALDAN</b> Nicola	21.638
13	<b>38 BARBERI</b> Filippo	21.657
14	<b>81 REDUZZI</b> Damiano	21.670
15	<b>17 TAYLOR</b> Nicolas	21.698
16	<b>12 COVINI</b> Gabriele	21.729
17	<b>69 FOSSATI</b> Tommaso	21.780
18	<b>4 TAVANO</b> Salvatore	21.793
19	<b>91 MARTINEZ</b> Luciano	21.797
20	<b>72 PELATTI</b> Sandro	21.802
21	<b>10 PAOLINO</b> Federico	21.918
22	<b>3 GURRIERI</b> Raffaele	21.922
23	<b>2 FAZZINO</b> Luigi	21.925
24	<b>90 BABUIN</b> Denis	22.038
25	<b>95 ALESSI</b> Pietro	22.090

20/09/2024

Powered by FICR PERUGIA TIMING

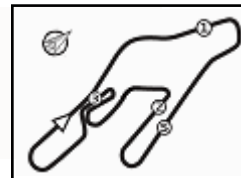



**ACI Racing Weekend Vallelunga, 21-22 Settembre 2024**
**TCR Italy SEQ - Ideal Time Prove Libere 2**

Vallelunga 4.085 m

Num. Conduuttore	Auto	Seg. 1	Seg. 2	Seg. 3	Seg. 4	Ideal Time			
		Diff. 1	Diff. 2	Diff. 3	Diff. 4	Miglior Giro	Pos.	Diff.	
1	<b>87 PARK J.</b> (KOR)	Hyundai Elantra N	13.144 +0.072	<b>34.564</b>	<b>30.254</b>	21.535	<b>1'39.497</b> 1'39.569	1	0.072
2	<b>17 TAYLOR N.</b> (CAN)	Audi RS3 LMS	<b>13.049</b> +0.049	34.642	30.465	21.698 +0.034	<b>1'39.854</b> 1'39.937	3	0.083
3	<b>97 PARK J.</b> (KOR)	Hyundai Elantra N	13.183	34.656	30.466	21.557	<b>1'39.862</b> 1'39.862	2	
4	<b>64 LOSONCZY L.</b> (HUN)	Honda Civic FL5	13.324 +0.227	34.647 +0.300	30.388 +0.291	21.512	<b>1'39.871</b> 1'40.689	15	0.818
5	<b>76 LEY A.</b> (GBR)	Hyundai Elantra N	13.096 +0.005	34.818	30.449 +0.106	21.628	<b>1'39.991</b> 1'40.102	5	0.111
6	<b>11 ROCCA P.</b> (ITA)	Honda Civic FL5	13.380	34.751	30.300	21.561	<b>1'39.992</b> 1'39.992	4	
7	<b>8 BALDAN N.</b> (ITA)	Audi RS3 LMS	13.175 +0.042	34.835 +0.046	30.441	21.638	<b>1'40.089</b> 1'40.177	6	0.088
8	<b>44 IMBERTI M.</b> (ITA)	Hyundai Elantra N	13.197 +0.126	34.965	30.367 +0.484	21.615	<b>1'40.144</b> 1'40.754	17	0.610
9	<b>27 VOLT R.</b> (EST)	Honda Civic FL5	13.295 +0.179	34.967	30.501	<b>21.382</b>	<b>1'40.145</b> 1'40.324	8	0.179
10	<b>12 COVINI G.</b> (ITA)	Hyundai Elantra N	13.101 +0.043	34.815	30.547	21.729	<b>1'40.192</b> 1'40.235	7	0.043
11	<b>9 POLONI M.</b> (ITA)	Audi RS3 LMS	13.158 +0.316	34.900	30.604	21.606	<b>1'40.268</b> 1'40.584	13	0.316
12	<b>67 PELLEGRINI M.</b> (ITA)	Honda Civic FL5	13.351 +0.039	34.912 +0.109	30.420	21.592	<b>1'40.275</b> 1'40.423	9	0.148
13	<b>81 REDUZZI D.</b> (ITA)	Hyundai Elantra N	13.152	34.913	30.559 +0.034	21.670 +0.203	<b>1'40.294</b> 1'40.531	11	0.237
14	<b>38 BARBERI F.</b> (ITA)	Audi RS3 LMS	13.079 +0.019	34.973	30.598 +0.154	21.657 +0.072	<b>1'40.307</b> 1'40.552	12	0.245
15	<b>5 BARBERINI C.</b> (ITA)	Cupra Leon VZ	13.229 +0.036	35.020	30.579	21.599 +0.172	<b>1'40.427</b> 1'40.635	14	0.208
16	<b>82 CIMENES J.</b> (ITA)	Honda Civic FL5	13.538	34.851 +0.040	30.521	21.532	<b>1'40.442</b> 1'40.482	10	0.040
17	<b>4 TAVANO S.</b> (ITA)	Cupra Leon VZ	13.440 +0.029	34.742	30.729	21.793	<b>1'40.704</b> 1'40.733	16	0.029
18	<b>2 FAZZINO L.</b> (ITA)	Audi RS3 LMS	13.264 +0.011	34.923 +0.143	30.716 +0.130	21.925 +0.042	<b>1'40.828</b> 1'41.154	18	0.326
19	<b>69 FOSSATI T.</b> (ITA)	Audi RS3 LMS	13.263 +0.002	35.145	30.823 +0.245	21.780	<b>1'41.011</b> 1'41.258	19	0.247
20	<b>72 PELATTI S.</b> (ITA)	Audi RS3 LMS	13.379	35.261	30.619 +0.198	21.802 +0.040	<b>1'41.061</b> 1'41.299	20	0.238
21	<b>91 MARTINEZ L.</b> (ARG)	Honda Civic FL5	13.517	35.472	30.644	21.797	<b>1'41.430</b> 1'41.430	21	
22	<b>10 PAOLINO F.</b> (ITA)	Hyundai Elantra N	13.787	34.841	30.941	21.918 +0.027	<b>1'41.487</b> 1'41.514	22	0.027
23	<b>3 GURRIERI R.</b> (ITA)	Cupra Leon VZ	13.669 +0.173	35.178 +0.084	30.768	21.922 +0.106	<b>1'41.537</b> 1'41.900	23	0.363
24	<b>95 ALESSI P.</b> (ITA)	Audi RS3 LMS	13.498	35.339	31.271	22.090 +0.020	<b>1'42.198</b> 1'42.218	24	0.020
25	<b>90 BABUIN D.</b> (ITA)	Audi RS3 LMS	13.707 +0.553	35.660	30.941	22.038	<b>1'42.346</b> 1'42.899	25	0.553
<b>Ideal Time Assoluto</b>			13.049	34.564	30.254	21.382	<b>1'39.249</b>		




**ACI Racing Weekend Vallelunga, 21-22 Settembre 2024**
**TCR Italy SEQ - Analisi Tempi Prove Libere 2**

Vallelunga 4.085 m

**1 / 3**
**2 L. FAZZINO (1'41.154)**

Giro	Seg.1	Seg.2	Seg.3	Seg.4	T. Giro	km/h	Local Time
1							
2	22.551	47.255	40.324	26.655	2'16.785P	159,8	18:08'55.621
3	15.391	38.807	35.967	25.069	1'55.234	208,1	18:10'50.855
4	15.806	37.063	32.161	22.324	1'47.354	213,9	18:12'38.209
5	14.190	35.442	30.856	21.975	1'42.463	216,4	18:14'20.672
6	13.673	35.153	30.761	22.006	1'41.593	217,3	18:16'02.265
7	13.586	35.344	30.749	<b>21.925</b>	1'41.604	217,3	18:17'43.869
8	13.423	<b>34.923</b>	<b>30.716</b>	22.269	1'41.331	<b>218,6</b>	18:19'25.200
9	14.493	48.213	43.053	12'20.293	14'06.052P	123,1	18:33'31.252
10	18.033	38.676	36.902	27.787	2'01.398P	212,6	18:35'32.650
11	13.451	35.068	30.738	22.057	1'41.314	216,0	18:37'13.964
12	13.275	35.066	30.846	21.967	<b>1'41.154</b>	216,9	18:38'55.118

10	13.217	34.881	<b>30.441</b>	<b>21.638</b>	<b>1'40.177</b>	<b>214,7</b>	18:36'48.686
11	<b>13.175</b>	34.929	30.641	21.726	1'40.471	<b>214,7</b>	18:38'29.157

**9 M. POLONI (1'40.584)**

Giro	Seg.1	Seg.2	Seg.3	Seg.4	T. Giro	km/h	Local Time
1							
2	21.441	45.069	34.353	24.679	2'05.542P	154,3	18:08'36.148
3	15.309	40.156	39.151	24.068	1'58.684	165,4	18:10'34.832
4	13.755	35.646	31.059	22.175	1'42.635	220,0	18:12'17.467
5	13.431	35.118	30.739	21.989	1'41.277	<b>220,4</b>	18:13'58.744
6	13.396	35.274	31.133	2'50.497	4'10.300P	219,5	18:18'09.044
7	18.976	35.351	30.830	13'51.691	15'16.848P	220,0	18:33'25.892
8	19.424	39.557	35.736	27.401	2'02.118P	213,4	18:35'28.010
9	13.474	<b>34.900</b>	<b>30.604</b>	<b>21.606</b>	<b>1'40.584</b>	219,5	18:37'08.594
10	<b>13.158</b>	35.160	30.636	21.958	1'40.912	219,5	18:38'49.506

**3 R. GURRIERI (1'41.900)**

Giro	Seg.1	Seg.2	Seg.3	Seg.4	T. Giro	km/h	Local Time
1							
2	20.931	46.410	35.030	24.295	2'06.666P	150,8	18:08'22.407
3	15.056	40.650	36.339	3'22.823	4'54.868P	175,9	18:13'17.275
4	21.087	39.540	34.584	22.873	1'58.084P	201,1	18:15'15.359
5	14.068	35.792	31.613	22.415	1'43.888	210,5	18:16'59.247
6	14.046	35.597	31.370	22.391	1'43.404	211,8	18:18'42.651
7	16.300	40.099	47.018	12'48.044	14'31.461P	185,2	18:33'14.112
8	19.863	38.179	35.393	22.571	1'56.006P	206,9	18:35'10.118
9	13.842	35.262	<b>30.768</b>	22.028	<b>1'41.900</b>	211,8	18:36'52.018
10	13.742	<b>35.178</b>	32.131	22.438	1'43.489	<b>213,0</b>	18:38'35.507
11	<b>13.669</b>	35.290	31.077	<b>21.922</b>	1'41.958	<b>213,0</b>	18:40'17.465

**10 F. PAOLINO (1'41.514)**

Giro	Seg.1	Seg.2	Seg.3	Seg.4	T. Giro	km/h	Local Time
1							
2	20.991	41.907	35.814	2'17.803	3'56.515P	162,4	18:10'20.391
3	19.067	37.355	31.862	22.558	1'50.842P	210,1	18:12'11.233
4	14.219	35.702	31.336	22.354	1'43.611	212,2	18:13'54.844
5	14.016	35.659	31.208	22.103	1'42.986	211,4	18:15'37.830
6	14.069	35.374	31.250	22.171	1'42.864	211,8	18:17'20.694
7	14.007	35.406	31.239	22.136	1'42.788	210,9	18:19'03.482
8	14.345	38.129	34.662	12'51.866	14'19.002P	211,8	18:33'22.484
9	19.119	39.080	32.773	24.421	1'55.393P	183,4	18:35'17.877
10	<b>13.787</b>	<b>34.841</b>	<b>30.941</b>	21.945	<b>1'41.514</b>	213,4	18:36'59.391
11	13.920	36.004	31.051	<b>21.918</b>	1'42.893	211,8	18:38'42.284
12	13.797	35.179	31.075	22.219	1'42.270	<b>213,9</b>	18:40'24.554

**4 S. TAVANO (1'40.733)**

Giro	Seg.1	Seg.2	Seg.3	Seg.4	T. Giro	km/h	Local Time
1							
2	20.890	41.614	32.956	23.232	1'58.692P	187,8	18:18'09.819
3	14.718	41.338	31.667	13'34.739	15'02.462P	116,9	18:33'12.281
4	19.999	37.355	32.736	22.430	1'52.520P	208,1	18:35'04.801
5	13.469	<b>34.742</b>	<b>30.729</b>	<b>21.793</b>	<b>1'40.733</b>	211,4	18:36'45.534
6	<b>13.440</b>	34.961	37.254	22.268	1'47.923	<b>212,2</b>	18:38'33.457

**11 P. ROCCA (1'39.992)**

Giro	Seg.1	Seg.2	Seg.3	Seg.4	T. Giro	km/h	Local Time
1							
2	20.746	42.044	34.052	22.854	1'59.696P	198,9	18:08'13.536
3	14.694	37.708	31.823	22.690	1'46.915	206,1	18:10'00.451
4	13.981	36.190	30.968	21.998	1'43.137	<b>214,3</b>	18:11'43.588
5	13.765	35.377	1'29.707	3'56.815	6'15.664P	213,9	18:17'59.252
6	23.676	42.198	31.403	13'34.395	15'11.672P	135,8	18:33'10.924
7	19.187	37.407	32.103	22.025	1'50.722P	210,1	18:35'01.646
8	13.586	34.888	30.652	21.771	1'40.897	212,2	18:36'42.543
9	13.388	34.834	30.420	21.590	1'40.232	213,0	18:38'22.775
10	<b>13.380</b>	<b>34.751</b>	<b>30.300</b>	<b>21.561</b>	<b>1'39.992</b>	213,4	18:40'02.767

**5 C. BARBERINI (1'40.635)**

Giro	Seg.1	Seg.2	Seg.3	Seg.4	T. Giro	km/h	Local Time
1							
2	28.929	46.319	34.280	23.962	2'13.490P	168,5	18:09'06.317
3	15.258	37.032	32.364	3'26.044	4'50.698P	210,5	18:13'57.015
4	28.082	41.408	32.680	22.351	2'04.521P	183,4	18:16'01.536
5	13.306	35.044	30.838	<b>21.599</b>	1'40.787	<b>215,1</b>	18:17'42.323
6	<b>13.229</b>	35.034	30.734	21.685	1'40.682	214,7	18:19'23.005
7	13.235	50.625	42.790	12'31.432	14'18.082P	113,4	18:33'41.087
8	22.689	42.056	35.483	22.357	2'02.585P	158,1	18:35'43.672
9	13.556	35.138	32.330	22.750	1'43.774	213,9	18:37'27.446
10	13.265	<b>35.020</b>	<b>30.579</b>	21.771	<b>1'40.635</b>	214,3	18:39'08.081

**12 G. COVINI (1'40.235)**

Giro	Seg.1	Seg.2	Seg.3	Seg.4	T. Giro	km/h	Local Time
1							
2	21.872	46.261	36.809	23.496	2'08.438P	173,4	18:08'50.587
3	13.718	38.553	32.252	22.195	1'46.718	198,9	18:10'37.305
4	15.368	37.788	31.867	2'51.969	4'16.992P	192,9	18:14'54.297
5	21.795	37.606	31.500	22.179	1'53.080P	206,5	18:16'47.377
6	13.199	35.581	30.799	22.068	1'41.647	210,9	18:18'29.024
7	13.145	35.638	32.258	13'45.031	15'06.072P	213,0	18:33'35.096
8	20.045	38.624	34.728	31.649	2'05.046P	183,7	18:35'40.142
9	13.144	<b>34.815</b>	<b>30.547</b>	<b>21.729</b>	<b>1'40.235</b>	213,0	18:37'20.377
10	<b>13.101</b>	35.035	34.908	22.231	1'45.275	<b>213,4</b>	18:39'05.652

**8 N. BALDAN (1'40.177)**

Giro	Seg.1	Seg.2	Seg.3	Seg.4	T. Giro	km/h	Local Time
1							
2	24.267	49.793	40.229	25.924	2'20.213P	123,9	18:08'27.360
3	16.740	45.058	39.457	24.845	2'06.100	156,3	18:10'33.460
4	15.045	44.669	34.465	1'53.870	3'28.049P	143,0	18:14'01.509
5	24.171	39.702	32.205	22.687	1'58.765P	203,8	18:16'00.274
6	13.285	34.852	30.447	21.734	1'40.318	213,9	18:17'40.592
7	13.203	<b>34.835</b>	30.536	21.744	1'40.318	<b>214,7</b>	18:19'20.910
8	13.257	50.736	42.554	11'59.357	13'45.904P	119,2	18:33'06.814
9	20.484	41.172	36.987	23.052	2'01.695P	206,9	18:35'08.509

**17 N. TAYLOR (1'39.937)**

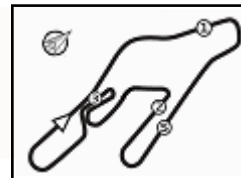
Giro	Seg.1	Seg.2	Seg.3	Seg.4	T. Giro	km/h	Local Time
1							
2	20.258	46.375	35.474	2'28.866	4'10.973P	152,8	18:10'28.236
3	22.016	36.561	31.347	22.259	1'52.183P	213,0	18:12'20.419

20/09/2024

P = Box In/Out - C = Tempo Invalidato






**ACI Racing Weekend Vallelunga, 21-22 Settembre 2024**
**TCR Italy SEQ - Analisi Tempi Prove Libere 2**

Giro	Seg.1	Seg.2	Seg.3	Seg.4	T. Giro	km/h	Local Time
4	13.261	35.340	30.863	21.900	1'41.364	215,1	18:14'01.783
5	13.118	35.093	30.803	21.923	1'40.937	216,0	18:15'42.720
6	13.094	35.199	30.966	22.113	1'41.372	215,6	18:17'24.092
7	<b>13.049</b>	35.374	30.985	22.145	1'41.553	216,0	18:19'05.645
8	13.149	38.499	35.009	12'42.705	14'09.362P	215,1	18:33'15.007
9	19.192	40.955	35.891	24.875	2'00.913P	185,2	18:35'15.920
10	13.177	34.800	30.704	<b>21.698</b>	1'40.379	216,0	18:36'56.299
11	13.098	<b>34.642</b>	<b>30.465</b>	21.732	<b>1'39.937</b>	216,0	18:38'36.236

**27 R. VOLT (1'40.324)**

Giro	Seg.1	Seg.2	Seg.3	Seg.4	T. Giro	km/h	Local Time
1							
2	21.489	42.359	33.599	23.175	2'00.622P	199,6	18:08'12.099
3	15.088	37.255	32.071	23.023	1'47.437	210,5	18:09'59.536
4	14.213	35.634	31.062	22.277	1'43.186	213,4	18:11'42.722
5	13.905	40.654	38.679	1'47.968	3'21.206P	165,4	18:15'03.928
6	19.302	38.971	38.205	26.221	2'02.699P	208,9	18:17'06.627
7	13.373	35.011	30.664	21.415	1'40.463	<b>214,7</b>	18:18'47.090
8	<b>13.295</b>	35.882	48.180	13'38.296	15'15.653P	213,0	18:34'02.743
9	19.264	37.179	32.803	30.891	2'00.137P	210,5	18:36'02.880
10	13.474	<b>34.967</b>	<b>30.501</b>	<b>21.382</b>	<b>1'40.324</b>	<b>214,7</b>	18:37'43.204

**38 F. BARBERI (1'40.552)**

Giro	Seg.1	Seg.2	Seg.3	Seg.4	T. Giro	km/h	Local Time
1							
2	23.428	45.970	35.698	1'40.701	3'25.797P	179,1	18:09'34.379
3	19.962	39.568	34.502	26.379	2'00.411P	200,4	18:11'34.790
4	13.231	35.503	30.635	<b>21.657</b>	1'41.026	214,3	18:13'15.816
5	13.209	35.198	30.676	21.833	1'40.916	214,7	18:14'56.732
6	13.098	35.278	30.724	21.819	1'40.919	215,1	18:16'37.651
7	13.180	35.241	<b>30.598</b>	21.856	1'40.875	215,1	18:18'18.526
8	15.057	46.669	40.892	13'06.621	14'49.239P	153,4	18:33'07.765
9	20.156	41.253	37.025	22.895	2'01.329P	206,5	18:35'09.094
10	13.098	<b>34.973</b>	30.752	21.729	<b>1'40.552</b>	<b>215,6</b>	18:36'49.646
11	<b>13.079</b>	35.351	30.837	21.818	1'41.085	215,1	18:38'30.731

**44 M. IMBERTI (1'40.754)**

Giro	Seg.1	Seg.2	Seg.3	Seg.4	T. Giro	km/h	Local Time
1							
2	23.176	48.583	37.587	27.141	2'16.487P	131,2	18:08'36.556
3	17.742	44.550	37.922	2'23.247	4'03.461P	167,2	18:12'40.017
4	20.517	44.032	33.507	22.902	2'00.958P	160,5	18:14'40.975
5	13.736	35.824	30.983	22.342	1'42.885	210,1	18:16'23.860
6	13.450	35.619	30.856	22.066	1'41.991	212,2	18:18'05.851
7	13.392	35.383	30.789	22.780	1'42.344C	211,8	18:19'48.195
8	21.346	51.148	40.518	11'36.294	13'29.306P	137,2	18:33'17.501
9	22.434	41.568	33.983	24.246	2'02.231P	175,3	18:35'19.732
10	13.323	<b>34.965</b>	30.851	<b>21.615</b>	<b>1'40.754</b>	212,6	18:37'00.486
11	<b>13.197</b>	35.119	<b>30.367</b>	21.707	1'40.390C	<b>213,4</b>	18:38'40.876
12	13.201	35.420	31.182	22.790	1'42.593C	211,8	18:40'23.469

**64 L. LOSONCZY (1'40.689)**

Giro	Seg.1	Seg.2	Seg.3	Seg.4	T. Giro	km/h	Local Time
1							
2	21.184	42.338	33.597	23.098	2'00.217P	198,5	18:08'12.707
3	15.051	37.538	31.839	22.882	1'47.310	207,7	18:10'00.017
4	14.162	36.795	33.135	1'51.769	3'15.861P	211,4	18:13'15.878
5	21.921	47.111	35.097	22.450	2'06.579P	166,4	18:15'22.457
6	13.551	34.947	30.679	<b>21.512</b>	<b>1'40.689</b>	214,3	18:17'03.146
7	<b>13.324</b>	<b>34.647</b>	<b>30.388</b>	21.545	1'39.904C	<b>215,6</b>	18:18'43.050
8	13.397	36.411	38.915	13'52.795	15'21.518P	214,3	18:34'04.568

**67 M. PELLEGRINI (1'40.423)**

Giro	Seg.1	Seg.2	Seg.3	Seg.4	T. Giro	km/h	Local Time
1							
2	19.752	41.598	33.405	2'23.143	3'57.898P	144,8	18:13'34.964
3	18.816	38.106	32.304	21.841	1'51.067P	209,7	18:15'26.031
4	13.716	36.089	35.778	21.879	1'47.462C	213,9	18:17'13.493
5	13.390	35.021	<b>30.420</b>	<b>21.592</b>	<b>1'40.423</b>	213,9	18:18'53.916
6	<b>13.351</b>	34.951	45.049	13'02.303	14'35.654P	<b>214,7</b>	18:33'29.570
7	18.230	38.083	37.331	27.319	2'00.963P	203,0	18:35'30.533
8	13.420	<b>34.912</b>	30.732	21.800	1'40.864	214,3	18:37'11.397
9	13.371	34.954	30.649	21.784	1'40.758C	<b>214,7</b>	18:38'52.155

**69 T. FOSSATI (1'41.258)**

Giro	Seg.1	Seg.2	Seg.3	Seg.4	T. Giro	km/h	Local Time
1							
2	19.545	41.373	32.926	23.025	1'56.869P	186,2	18:08'42.366
3	14.102	37.773	33.130	22.435	1'47.440	206,1	18:10'29.806
4	13.655	36.026	31.501	22.042	1'43.224	212,6	18:12'13.030
5	13.630	35.695	31.276	22.185	1'42.786	213,0	18:13'55.816
6	13.625	36.039	31.094	22.222	1'42.980	214,3	18:15'38.796
7	13.588	36.066	31.255	21.974	1'42.883	213,9	18:17'21.679
8	13.773	36.076	32.941	14'54.478	16'17.268P	214,3	18:33'38.947
9	18.739	37.471	33.318	25.065	1'54.593P	210,9	18:35'33.540
10	13.387	35.221	<b>30.823</b>	21.975	1'41.406	214,3	18:37'14.946
11	13.265	<b>35.145</b>	31.068	<b>21.780</b>	<b>1'41.258</b>	214,7	18:38'56.204
12	<b>13.263</b>	35.174	30.892	23.173	1'42.502	<b>215,6</b>	18:40'38.706

**72 S. PELATTI (1'41.299)**

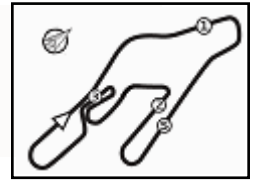
Giro	Seg.1	Seg.2	Seg.3	Seg.4	T. Giro	km/h	Local Time
1							
2	19.883	46.144	38.023	2'29.410	4'13.460P	153,8	18:10'32.502
3	19.564	37.411	31.901	22.608	1'51.484P	214,3	18:12'23.986
4	13.690	36.016	31.202	22.257	1'43.165	214,3	18:14'07.151
5	13.758	35.508	30.880	22.179	1'42.325	214,7	18:15'49.476
6	13.494	35.523	32.679	22.297	1'43.993	213,9	18:17'33.469
7	13.508	35.491	31.081	22.160	1'42.240	214,7	18:19'15.709
8	13.463	40.992	35.020	12'31.165	14'00.640P	191,5	18:33'16.349
9	19.349	40.526	37.103	27.787	2'04.765P	151,0	18:35'21.114
10	13.722	35.368	32.316	22.556	1'43.962	<b>215,1</b>	18:37'05.076
11	13.750	35.595	<b>30.619</b>	<b>21.802</b>	1'41.766	213,9	18:38'46.842
12	<b>13.379</b>	<b>35.261</b>	30.817	21.842	<b>1'41.299</b>	<b>215,1</b>	18:40'28.141

**76 A. LEY (1'40.102)**

Giro	Seg.1	Seg.2	Seg.3	Seg.4	T. Giro	km/h	Local Time
1							
2	21.208	41.961	33.539	2'53.224	4'29.932P	135,2	18:10'52.554
3	18.688	36.621	32.178	22.332	1'49.819P	208,5	18:12'42.373
4	13.196	35.129	30.741	21.795	1'40.861	213,4	18:14'23.234
5	13.166	35.169	30.840	21.790	1'40.965	213,4	18:16'04.199
6	13.134	35.304	30.960	21.994	1'41.392	213,4	18:17'45.591
7	13.121	35.504	31.356	14'15.616	15'35.597P	213,4	18:33'21.188
8	19.311	39.346	32.781	24.423	1'55.861P	191,5	18:35'17.049
9	13.101	<b>34.818</b>	30.555	<b>21.628</b>	<b>1'40.102</b>	213,0	18:36'57.151
10	<b>13.096</b>	34.877	<b>30.449</b>	21.690	1'40.112	213,4	18:38'37.263
11	13.115	35.386	33.734	22.263	1'44.498	<b>214,7</b>	18:40'21.761

**81 D. REDUZZI (1'40.531)**

Giro	Seg.1	Seg.2	Seg.3	Seg.4	T. Giro	km/h	Local Time
1							
2	21.101	40.752	33.171	23.376	1'58.400P	202,2	18:08'39.451
3	13.987	37.478	32.424	22.878	1'46.767	212,2	18:10'26.218
4	13.317	35.347	30.989	22.083	1'41.736	213,0	18:12'07.954



## ACI Racing Weekend Vallelunga, 21-22 Settembre 2024

### TCR Italy SEQ - Analisi Tempi Prove Libere 2

5	13.316	35.578	30.873	21.935	1'41.702	213,9	18:13'49.656	1								
6	13.203	35.647	30.842	3'19.845	4'39.537P	213,4	18:18'29.193	2	19.138	43.321	34.619	3'25.727	5'02.805P	141,2	18:12'51.736	
7	18.893	37.424	43.294	13'24.699	15'04.310P	207,3	18:33'33.503	3	18.383	46.210	35.225	23.885	2'03.703P	72,0	18:14'55.439	
8	18.885	38.238	35.872	30.507	2'03.502P	208,1	18:35'37.005	4	13.254	35.129	30.546	21.763	1'40.692	213,0	18:16'36.131	
9	13.298	35.073	<b>30.559</b>	<b>21.670</b>	1'40.600	213,9	18:37'17.605	5	<b>13.183</b>	<b>34.656</b>	<b>30.466</b>	<b>21.557</b>	<b>1'39.862</b>	<b>213,9</b>	18:18'15.993	
10	<b>13.152</b>	<b>34.913</b>	30.593	21.873	<b>1'40.531</b>	<b>214,7</b>	18:38'58.136									
11	13.228	35.483	30.820	23.268	1'42.799	214,3	18:40'40.935									

**82 J. CIMENES (1'40.482)**

Giro	Seg.1	Seg.2	Seg.3	Seg.4	T. Giro	km/h	Local Time
1							
2	20.413	41.668	35.674	2'52.431	4'30.186P	197,4	18:10'56.548
3	18.956	38.079	32.163	22.319	1'51.517P	210,9	18:12'48.065
4	13.870	36.229	31.255	22.061	1'43.415	213,4	18:14'31.480
5	13.852	35.515	30.899	22.015	1'42.281	213,4	18:16'13.761
6	13.663	35.256	30.839	21.898	1'41.656	213,9	18:17'55.417
7	13.584	35.252	30.884	22.208	1'41.928C	214,3	18:19'37.345
8	15.880	39.814	38.512	12'58.428	14'32.634P	186,2	18:34'09.979
9	20.575	38.745	32.821	23.303	1'55.444P	207,7	18:36'05.423
10	13.677	<b>34.851</b>	30.578	21.807	1'40.913	214,3	18:37'46.336
11	<b>13.538</b>	34.891	<b>30.521</b>	<b>21.532</b>	<b>1'40.482</b>	<b>214,7</b>	18:39'26.818

**87 J. PARK (1'39.569)**

Giro	Seg.1	Seg.2	Seg.3	Seg.4	T. Giro	km/h	Local Time
1							
2	19.556	41.125	33.852	3'08.947	4'43.480P	171,7	18:12'00.556
3	17.914	36.510	31.168	21.852	1'47.444P	206,1	18:13'48.000
4	13.216	<b>34.564</b>	<b>30.254</b>	<b>21.535</b>	<b>1'39.569</b>	<b>213,9</b>	18:15'27.569

**90 D. BABUIN (1'42.899)**

Giro	Seg.1	Seg.2	Seg.3	Seg.4	T. Giro	km/h	Local Time
1							
2	26.002	57.782	38.859	27.120	2'29.763P	112,2	18:09'03.269
3	18.428	46.711	36.234	24.218	2'05.591	119,5	18:11'08.860
4	16.582	42.677	33.765	1'58.412	3'31.436P	129,7	18:14'40.296
5	18.765	36.926	31.282	22.142	1'49.115P	213,0	18:16'29.411
6	14.260	<b>35.660</b>	<b>30.941</b>	<b>22.038</b>	<b>1'42.899</b>	<b>216,0</b>	18:18'12.310

**91 L. MARTINEZ (1'41.430)**

Giro	Seg.1	Seg.2	Seg.3	Seg.4	T. Giro	km/h	Local Time
1							
2	19.669	41.841	36.026	3'06.063	4'43.599P	200,4	18:11'11.184
3	18.211	35.852	31.914	22.082	1'48.059P	212,2	18:12'59.243
4	14.142	44.292	35.352	25.017	1'58.803	152,1	18:14'58.046
5	14.542	43.870	36.157	1'53.912	3'28.481P	149,8	18:18'26.527
6	19.235	37.416	39.572	13'20.667	14'56.890P	210,5	18:33'23.417
7	18.686	40.126	36.334	25.616	2'00.762P	175,9	18:35'24.179
8	<b>13.517</b>	<b>35.472</b>	<b>30.644</b>	<b>21.797</b>	<b>1'41.430</b>	<b>213,0</b>	18:37'05.609

**95 P. ALESSI (1'42.218)**

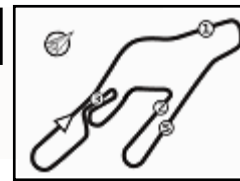
Giro	Seg.1	Seg.2	Seg.3	Seg.4	T. Giro	km/h	Local Time
1							
2	19.841	40.669	33.832	23.465	1'57.807P	201,1	18:08'41.472
3	14.005	37.662	32.478	2'00.271	3'24.416P	206,1	18:12'05.888
4	23.839	40.090	31.757	<b>22.090</b>	1'57.776P	172,8	18:14'03.664
5	<b>13.498</b>	<b>35.339</b>	<b>31.271</b>	22.110	<b>1'42.218</b>	<b>213,4</b>	18:15'45.882
6	13.501	35.571	31.376	22.229	1'42.677	212,6	18:17'28.559
7	14.141	38.338	33.934	14'42.510	16'08.923P	196,4	18:33'37.482
8	19.507	43.977	42.434	35.370	2'21.288P	206,1	18:35'58.770

**97 J. PARK (1'39.862)**

Giro	Seg.1	Seg.2	Seg.3	Seg.4	T. Giro	km/h	Local Time
------	-------	-------	-------	-------	---------	------	------------

20/09/2024 P = Box In/Out - C = Tempo Invalidato





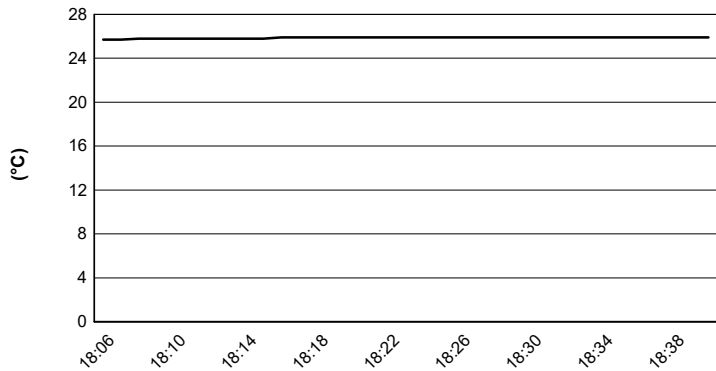
Vallelunga 4.085 m

ACI Racing Weekend Vallelunga, 21-22 Settembre 2024

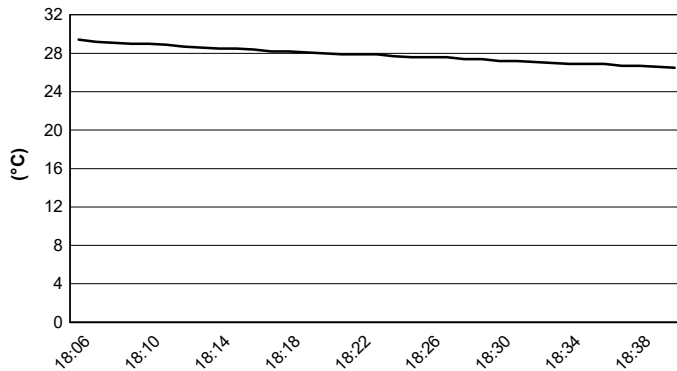
TCR Italy SEQ - Meteo Prove Libere 2

Session started 18:06 - Session ended 18:41

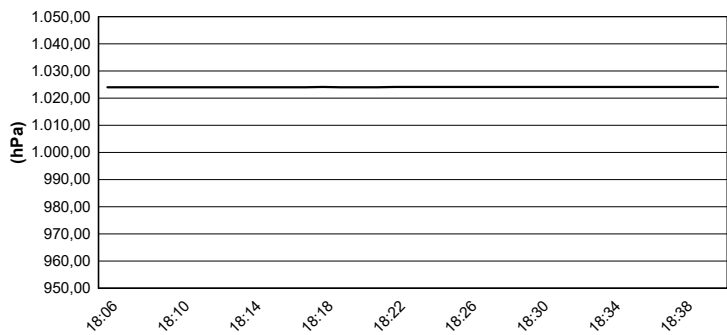
Air Temperature



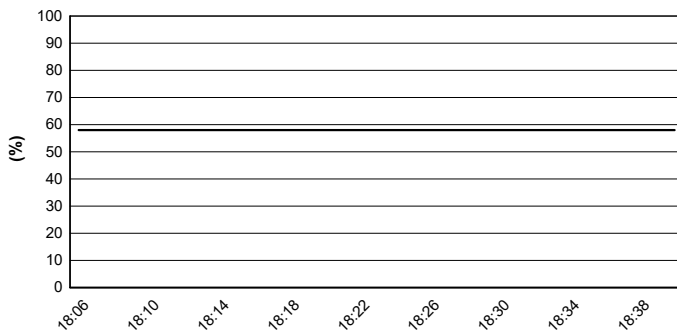
Track Temperature



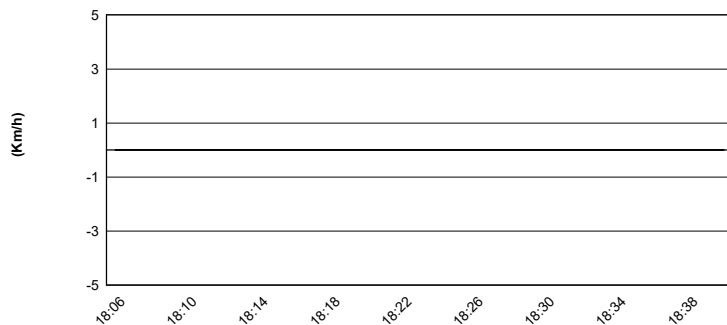
Air Pressure



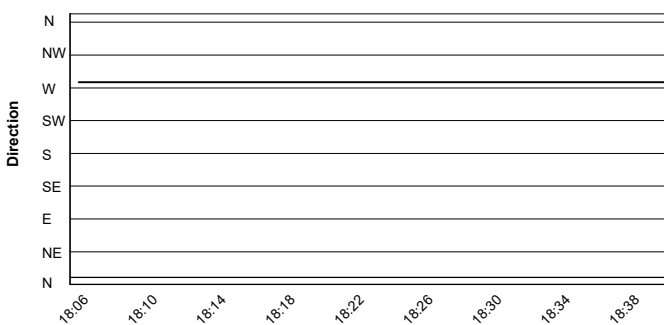
Humidity



Wind Speed



Wind Direction



20/09/2024