
ACI Racing Weekend Vallelunga, 21-22 Settembre 2024
TCR Italy SEQ - Classifica Qualifiche

Vallelunga 4.085 m

1 / 2

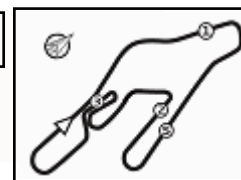
Num.	Conduttore	Naz	Concorrente	Team	Auto	Classe	Tempo	Dist.	Rel.	Giri
1	17 TAYLOR Nicolas	CAN	PMA Motorsport	PMA Motorsport	Audi RS3 LMS	UU	1'39.537			12
2	11 ROCCA Paolo	ITA	ALM Motorsport	ALM Motorsport	Honda Civic FL5	UU	1'39.584	0.047	0.047	14
3	27 VOLT Ruben	EST	ALM Motorsport	ALM Motorsport	Honda Civic FL5	UU	1'39.665	0.128	0.081	14
4	8 BALDAN Nicola	ITA	Aikoa Racing	Aikoa Racing	Audi RS3 LMS	MA	1'39.740	0.203	0.075	12
5	97 PARK Junesung	KOR	Solite Indigo Racing	Solite Indigo Racing	Hyundai Elantra N		1'39.817	0.280	0.077	10
6	87 PARK Junui	KOR	Solite Indigo Racing	Solite Indigo Racing	Hyundai Elantra N	UU	1'39.830	0.293	0.013	13
7	64 LOSONCZY Levente	HUN	ALM Motorsport	ALM Motorsport	Honda Civic FL5	UU	1'39.889	0.352	0.059	14
8	9 POLONI Matteo	ITA	Poloni Matteo	Gear Works	Audi RS3 LMS		1'39.965	0.428	0.076	10
9	12 COVINI Gabriele	ITA	BRC Racing Team	BRC Racing Team	Hyundai Elantra N	UU	1'40.019	0.482	0.054	13
10	2 FAZZINO Luigi	ITA	Fazzino Luigi	AC Racing Technology	Audi RS3 LMS	UU	1'40.189	0.652	0.170	14
11	5 BARBERINI Cosimo	ITA	Barberini Cosimo	NOS	Cupra Leon VZ		1'40.189	0.652		14
12	76 LEY Alex	GBR	Target	Target	Hyundai Elantra N	UU	1'40.200	0.663	0.011	14
13	38 BARBERI Filippo	ITA	Aikoa Racing	Aikoa Racing	Audi RS3 LMS	UU	1'40.224	0.687	0.024	16
14	44 IMBERTI Michele	ITA	Kombat Motorsport	Kombat Motorsport	Hyundai Elantra N		1'40.330	0.793	0.106	14
15	82 CIMENES Jacopo	ITA	MM Motorsport	MM Motorsport	Honda Civic FL5	UU	1'40.501	0.964	0.171	13
16	91 MARTINEZ Luciano	ARG	MM Motorsport	MM Motorsport	Honda Civic FL5	UU	1'40.542	1.005	0.041	12
17	95 ALESSI Pietro	ITA	BF Motorsport	BF Motorsport	Audi RS3 LMS	UU	1'40.660	1.123	0.118	10
18	81 REDUZZI Damiano	ITA	Reduzzi Damiano	Trico WRT	Hyundai Elantra N	MA	1'40.673	1.136	0.013	13
19	69 FOSSATI Tommaso	ITA	Fossati Tommaso	FOX Racing Team	Audi RS3 LMS	UU	1'40.749	1.212	0.076	14
20	72 PELATTI Sandro	ITA	PMA Motorsport	PMA Motorsport	Audi RS3 LMS	MA	1'40.770	1.233	0.021	15
21	4 TAVANO Salvatore	ITA	Tavano Salvatore	Girasole	Cupra Leon VZ		1'40.907	1.370	0.137	12
22	67 PELLEGRINI Marco	ITA	MM Motorsport	MM Motorsport	Honda Civic FL5	MA	1'41.018	1.481	0.111	4
23	10 PAOLINO Federico	ITA	Target	Target	Hyundai Elantra N		1'41.149	1.612	0.131	13
24	90 BABUIN Denis	ITA	Babuin Denis	Planet Motorsport	Audi RS3 LMS	MA	1'41.386	1.849	0.237	14
25	3 GURRIERI Raffaele	ITA	Gurrieri Raffaele	Girasole	Cupra Leon VZ	MA	1'41.529	1.992	0.143	16

Umidità	57%	Aria	22°C
Condizioni	DRY	Pista	32°C

Stewards : Valerio Brizzolari Franco Leoni Rino Mastronardi

21/09/2024 Inizio 10:41 Fine 11:31

Esposta alle:


ACI Racing Weekend Vallelunga, 21-22 Settembre 2024
TCR Italy SEQ - Classifica Qualifiche
Penalty and Infringement

10.51			RED FLAG
10.53	3	R. GURRIERI	#3 Time Deleted (1'41.337) - Exceeded Track Limits T7
10.55	95	P. ALESSI	#95 Time Deleted (9'34.951) - Exceeded Track Limits T7
11.14			RED FLAG
11.28	4	S. TAVANO	#4 Current Lap Deleted - Exceeded Track Limits T7

Fastest Laps Sequence

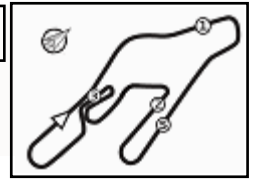
Num.	Concorrente	Naz	Team	Auto	Local Time	Tempo	Dist.	Media
64	L. LOSONCZY	HUN	ALM Motorsport	Honda Civic FL5	10:44'49.866	1'41.222		145,285
27	R. VOLT	EST	ALM Motorsport	Honda Civic FL5	10:44'50.559	1'40.223	-0.999	146,733
27	R. VOLT	EST	ALM Motorsport	Honda Civic FL5	10:46'30.675	1'40.116	-0.107	146,890
87	J. PARK	KOR	Solite Indigo Racing	Hyundai Elantra N	10:48'59.171	1'39.830	-0.286	147,310
11	P. ROCCA	ITA	ALM Motorsport	Honda Civic FL5	10:50'02.886	1'39.698	-0.132	147,505
27	R. VOLT	EST	ALM Motorsport	Honda Civic FL5	11:01'40.033	1'39.665	-0.033	147,554
11	P. ROCCA	ITA	ALM Motorsport	Honda Civic FL5	11:01'42.854	1'39.650	-0.015	147,577
17	N. TAYLOR	CAN	PMA Motorsport	Audi RS3 LMS	11:01'53.470	1'39.635	-0.015	147,599
11	P. ROCCA	ITA	ALM Motorsport	Honda Civic FL5	11:03'22.438	1'39.584	-0.051	147,674
17	N. TAYLOR	CAN	PMA Motorsport	Audi RS3 LMS	11:10'45.189	1'39.537	-0.047	147,744

Stewards : Valerio Brizzolari Franco Leoni Rino Mastronardi

21/09/2024 Inizio 10:41 Fine 11:31

Esposta alle:





Vallelunga 4.085 m

ACI Racing Weekend Vallelunga, 21-22 Settembre 2024
TCR Italy SEQ - Best Sectors & Speed Qualifiche
MIGLIOR GIRO

1	17 TAYLOR Nicolas	Audi RS3 LMS	1'39.537
2	11 ROCCA Paolo	Honda Civic FL5	1'39.584
3	27 VOLT Ruben	Honda Civic FL5	1'39.665
4	8 BALDAN Nicola	Audi RS3 LMS	1'39.740
5	97 PARK Junesung	Hvundai Elantra N	1'39.817
6	87 PARK Junui	Hvundai Elantra N	1'39.830
7	64 LOSONCZY Levente	Honda Civic FL5	1'39.889
8	9 POLONI Matteo	Audi RS3 LMS	1'39.965
9	12 COVINI Gabriele	Hvundai Elantra N	1'40.019
10	2 FAZZINO Luigi	Audi RS3 LMS	1'40.189
11	5 BARBERINI Cosimo	Cupra Leon VZ	1'40.189
12	76 LEY Alex	Hvundai Elantra N	1'40.200
13	38 BARBERI Filippo	Audi RS3 LMS	1'40.224
14	44 IMBERTI Michele	Hvundai Elantra N	1'40.330
15	82 CIMENES Jacopo	Honda Civic FL5	1'40.501
16	91 MARTINEZ Luciano	Honda Civic FL5	1'40.542
17	95 ALESSI Pietro	Audi RS3 LMS	1'40.660
18	81 REDUZZI Damiano	Hvundai Elantra N	1'40.673
19	69 FOSSATI Tommaso	Audi RS3 LMS	1'40.749
20	72 PELATTI Sandro	Audi RS3 LMS	1'40.770
21	4 TAVANO Salvatore	Cupra Leon VZ	1'40.907
22	67 PELLEGRINI Marco	Honda Civic FL5	1'41.018
23	10 PAOLINO Federico	Hvundai Elantra N	1'41.149
24	90 BABUIN Denis	Audi RS3 LMS	1'41.386
25	3 GURRIERI Raffaele	Cupra Leon VZ	1'41.529

SPEED

1	9 POLONI Matteo	Audi RS3 LMS	223,1
2	90 BABUIN Denis	Audi RS3 LMS	219,1
3	2 FAZZINO Luigi	Audi RS3 LMS	219,1
4	38 BARBERI Filippo	Audi RS3 LMS	218,6
5	95 ALESSI Pietro	Audi RS3 LMS	217,7
6	17 TAYLOR Nicolas	Audi RS3 LMS	217,7
7	27 VOLT Ruben	Honda Civic FL5	217,3
8	82 CIMENES Jacopo	Honda Civic FL5	217,3
9	8 BALDAN Nicola	Audi RS3 LMS	217,3
10	5 BARBERINI Cosimo	Cupra Leon VZ	217,3
11	72 PELATTI Sandro	Audi RS3 LMS	216,9
12	67 PELLEGRINI Marco	Honda Civic FL5	216,9
13	64 LOSONCZY Levente	Honda Civic FL5	216,4
14	11 ROCCA Paolo	Honda Civic FL5	216,4
15	91 MARTINEZ Luciano	Honda Civic FL5	216,0
16	87 PARK Junui	Hyundai Elantra N	216,0
17	81 REDUZZI Damiano	Hyundai Elantra N	216,0
18	4 TAVANO Salvatore	Cupra Leon VZ	216,0
19	12 COVINI Gabriele	Hyundai Elantra N	215,6
20	3 GURRIERI Raffaele	Cupra Leon VZ	215,6
21	69 FOSSATI Tommaso	Audi RS3 LMS	215,1
22	44 IMBERTI Michele	Hyundai Elantra N	215,1
23	97 PARK Junesung	Hyundai Elantra N	214,7
24	10 PAOLINO Federico	Hyundai Elantra N	214,3
25	76 LEY Alex	Hyundai Elantra N	214,3

SEG. 1

1	38 BARBERI Filippo	12.972
2	17 TAYLOR Nicolas	12.991
3	8 BALDAN Nicola	13.063
4	9 POLONI Matteo	13.070
5	2 FAZZINO Luigi	13.085
6	5 BARBERINI Cosimo	13.096
7	95 ALESSI Pietro	13.101
8	44 IMBERTI Michele	13.131
9	76 LEY Alex	13.159
10	87 PARK Junui	13.159
11	11 ROCCA Paolo	13.168
12	81 REDUZZI Damiano	13.170
13	12 COVINI Gabriele	13.170
14	69 FOSSATI Tommaso	13.199
15	91 MARTINEZ Luciano	13.201
16	97 PARK Junesung	13.204
17	64 LOSONCZY Levente	13.206
18	27 VOLT Ruben	13.235
19	72 PELATTI Sandro	13.245
20	67 PELLEGRINI Marco	13.324
21	82 CIMENES Jacopo	13.399
22	4 TAVANO Salvatore	13.413
23	3 GURRIERI Raffaele	13.457
24	90 BABUIN Denis	13.489
25	10 PAOLINO Federico	13.811

SEG. 2

1	17 TAYLOR Nicolas	34.500
2	11 ROCCA Paolo	34.574
3	8 BALDAN Nicola	34.600
4	97 PARK Junesung	34.618
5	87 PARK Junui	34.622
6	27 VOLT Ruben	34.694
7	2 FAZZINO Luigi	34.712
8	64 LOSONCZY Levente	34.712
9	82 CIMENES Jacopo	34.723
10	76 LEY Alex	34.764
11	9 POLONI Matteo	34.775
12	44 IMBERTI Michele	34.782
13	91 MARTINEZ Luciano	34.796
14	4 TAVANO Salvatore	34.799
15	12 COVINI Gabriele	34.826
16	3 GURRIERI Raffaele	34.839
17	95 ALESSI Pietro	34.856
18	10 PAOLINO Federico	34.859
19	5 BARBERINI Cosimo	34.896
20	69 FOSSATI Tommaso	34.919
21	72 PELATTI Sandro	34.942
22	38 BARBERI Filippo	34.948
23	81 REDUZZI Damiano	34.983
24	67 PELLEGRINI Marco	34.997
25	90 BABUIN Denis	35.058

SEG. 3

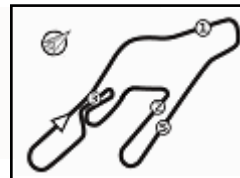
1	11 ROCCA Paolo	30.091
2	27 VOLT Ruben	30.236
3	17 TAYLOR Nicolas	30.299
4	9 POLONI Matteo	30.308
5	64 LOSONCZY Levente	30.360
6	12 COVINI Gabriele	30.361
7	97 PARK Junesung	30.362
8	87 PARK Junui	30.374
9	8 BALDAN Nicola	30.384
10	2 FAZZINO Luigi	30.396
11	76 LEY Alex	30.411
12	81 REDUZZI Damiano	30.425
13	38 BARBERI Filippo	30.499
14	82 CIMENES Jacopo	30.524
15	44 IMBERTI Michele	30.536
16	5 BARBERINI Cosimo	30.564
17	72 PELATTI Sandro	30.592
18	67 PELLEGRINI Marco	30.608
19	69 FOSSATI Tommaso	30.649
20	91 MARTINEZ Luciano	30.654
21	90 BABUIN Denis	30.657
22	4 TAVANO Salvatore	30.658
23	95 ALESSI Pietro	30.695
24	10 PAOLINO Federico	30.709
25	3 GURRIERI Raffaele	30.815

SEG. 4

1	27 VOLT Ruben	21.347
2	64 LOSONCZY Levente	21.439
3	11 ROCCA Paolo	21.450
4	87 PARK Junui	21.454
5	97 PARK Junesung	21.465
6	38 BARBERI Filippo	21.541
7	5 BARBERINI Cosimo	21.555
8	17 TAYLOR Nicolas	21.557
9	8 BALDAN Nicola	21.568
10	82 CIMENES Jacopo	21.583
11	44 IMBERTI Michele	21.609
12	91 MARTINEZ Luciano	21.628
13	76 LEY Alex	21.629
14	12 COVINI Gabriele	21.638
15	9 POLONI Matteo	21.643
16	95 ALESSI Pietro	21.673
17	2 FAZZINO Luigi	21.707
18	72 PELATTI Sandro	21.747
19	81 REDUZZI Damiano	21.753
20	4 TAVANO Salvatore	21.764
21	69 FOSSATI Tommaso	21.766
22	10 PAOLINO Federico	21.770
23	67 PELLEGRINI Marco	21.878
24	90 BABUIN Denis	21.937
25	3 GURRIERI Raffaele	21.979

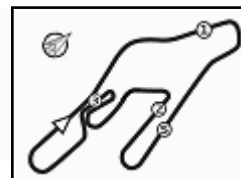
21/09/2024




ACI Racing Weekend Vallelunga, 21-22 Settembre 2024
TCR Italy SEQ - Ideal Time Qualifiche

Vallelunga 4.085 m

Num.	Conduuttore	Auto	Seg. 1	Seg. 2	Seg. 3	Seg. 4	Ideal Time		
			Diff. 1	Diff. 2	Diff. 3	Diff. 4	Miglior Giro	Pos.	Diff.
1	11 ROCCA P. (ITA)	Honda Civic FL5	13.168	34.574 +0.183	30.091 +0.118	21.450	1'39.283 1'39.584	2	0.301
2	17 TAYLOR N. (CAN)	Audi RS3 LMS	12.991 +0.037	34.500	30.299 +0.092	21.557 +0.061	1'39.347 1'39.537	1	0.190
3	27 VOLT R. (EST)	Honda Civic FL5	13.235 +0.095	34.694 +0.058	30.236	21.347	1'39.512 1'39.665	3	0.153
4	87 PARK J. (KOR)	Hyundai Elantra N	13.159 +0.126	34.622 +0.095	30.374	21.454	1'39.609 1'39.830	6	0.221
5	8 BALDAN N. (ITA)	Audi RS3 LMS	13.063 +0.068	34.600 +0.057	30.384	21.568	1'39.615 1'39.740	4	0.125
6	97 PARK J. (KOR)	Hyundai Elantra N	13.204 +0.033	34.618	30.362 +0.094	21.465 +0.041	1'39.649 1'39.817	5	0.168
7	64 LOSONCZY L. (HUN)	Honda Civic FL5	13.206 +0.140	34.712 +0.011	30.360 +0.021	21.439	1'39.717 1'39.889	7	0.172
8	9 POLONI M. (ITA)	Audi RS3 LMS	13.070 +0.169	34.775	30.308	21.643	1'39.796 1'39.965	8	0.169
9	2 FAZZINO L. (ITA)	Audi RS3 LMS	13.085 +0.138	34.712 +0.151	30.396	21.707	1'39.900 1'40.189	11	0.289
10	38 BARBERI F. (ITA)	Audi RS3 LMS	12.972 +0.128	34.948 +0.059	30.499 +0.077	21.541	1'39.960 1'40.224	13	0.264
11	76 LEY A. (GBR)	Hyundai Elantra N	13.159 +0.094	34.764	30.411	21.629 +0.143	1'39.963 1'40.200	12	0.237
12	12 COVINI G. (ITA)	Hyundai Elantra N	13.170 +0.024	34.826	30.361	21.638	1'39.995 1'40.019	9	0.024
13	44 IMBERTI M. (ITA)	Hyundai Elantra N	13.131 +0.144	34.782 +0.028	30.536 +0.028	21.609 +0.072	1'40.058 1'40.330	14	0.272
14	5 BARBERINI C. (ITA)	Cupra Leon VZ	13.096 +0.005	34.896 +0.007	30.564 +0.066	21.555	1'40.111 1'40.189	10	0.078
15	82 CIMENES J. (ITA)	Honda Civic FL5	13.399	34.723	30.524 +0.125	21.583 +0.147	1'40.229 1'40.501	15	0.272
16	91 MARTINEZ L. (ARG)	Honda Civic FL5	13.201 +0.082	34.796 +0.137	30.654 +0.026	21.628 +0.018	1'40.279 1'40.542	16	0.263
17	95 ALESSI P. (ITA)	Audi RS3 LMS	13.101	34.856 +0.096	30.695 +0.072	21.673 +0.167	1'40.325 1'40.660	17	0.335
18	81 REDUZZI D. (ITA)	Hyundai Elantra N	13.170 +0.135	34.983 +0.109	30.425 +0.098	21.753	1'40.331 1'40.673	18	0.342
19	72 PELATTI S. (ITA)	Audi RS3 LMS	13.245 +0.067	34.942 +0.177	30.592	21.747	1'40.526 1'40.770	20	0.244
20	69 FOSSATI T. (ITA)	Audi RS3 LMS	13.199 +0.059	34.919 +0.043	30.649 +0.112	21.766 +0.002	1'40.533 1'40.749	19	0.216
21	4 TAVANO S. (ITA)	Cupra Leon VZ	13.413	34.799	30.658 +0.185	21.764 +0.088	1'40.634 1'40.907	21	0.273
22	67 PELLEGRINI M. (ITA)	Honda Civic FL5	13.324	34.997 +0.181	30.608	21.878 +0.030	1'40.807 1'41.018	22	0.211
23	3 GURRIERI R. (ITA)	Cupra Leon VZ	13.457 +0.190	34.839	30.815 +0.170	21.979 +0.079	1'41.090 1'41.529	25	0.439
24	90 BABUIN D. (ITA)	Audi RS3 LMS	13.489 +0.127	35.058	30.657 +0.069	21.937 +0.049	1'41.141 1'41.386	24	0.245
25	10 PAOLINO F. (ITA)	Hyundai Elantra N	13.811	34.859	30.709	21.770	1'41.149 1'41.149	23	
Ideal Time Assoluto			12.972	34.500	30.091	21.347	1'38.910		


ACI Racing Weekend Vallelunga, 21-22 Settembre 2024
TCR Italy SEQ - Analisi Tempi Qualifiche
91 L. MARTINEZ (1'40.542)

Giro	Seg.1	Seg.2	Seg.3	Seg.4	T. Giro	km/h	Local Time
1							
2	19.273	47.522	35.443	22.980	2'05.218P	119,2	10:43'37.075
3	13.743	35.552	30.832	21.628	1'41.755	213,4	10:45'18.830
4	13.422	34.907	30.738	21.849	1'40.916	214,7	10:46'59.746
5	13.219	34.796	30.864	22.049	1'40.928	215,6	10:48'40.674
6	13.201	35.020	30.929	21.792	1'40.942	216,0	10:50'21.616
7	13.265	35.267	39.946	7'35.495	9'03.973P	215,6	10:59'25.589
8	19.115	36.656	31.183	21.807	1'48.761P	206,1	11:01'14.350
9	13.311	34.950	30.654	21.647	1'40.562	213,0	11:02'54.912
10	13.283	34.933	30.680	21.646	1'40.542	213,4	11:04'35.454
11	14.680	42.499	38.017	3'34.390	5'09.586P	155,0	11:09'45.040
12	19.488	39.479	32.334	22.129	1'53.430P	176,2	11:11'38.470
13	13.266	34.972	30.931	22.038	1'41.207	215,1	11:13'19.677

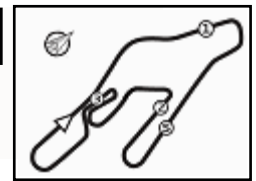
95 P. ALESSI (1'40.660)

Giro	Seg.1	Seg.2	Seg.3	Seg.4	T. Giro	km/h	Local Time
1							
2	20.143	41.792	36.817	24.531	2'03.283P	205,7	10:43'52.848
3	15.206	39.674	33.030	22.800	1'50.710	212,6	10:45'43.558
4	13.621	35.026	30.837	21.673	1'41.157	216,4	10:47'24.715
5	13.345	34.856	30.695	21.808	1'40.704	216,9	10:49'05.419
6	13.237	35.036	30.965	8'15.713	9'34.951CP	217,7	10:58'40.370
7	18.890	43.007	40.407	28.554	2'10.858P	166,2	11:00'51.228
8	13.224	34.999	32.717	22.071	1'43.011	216,4	11:02'34.239
9	13.101	34.952	30.767	21.840	1'40.660	216,0	11:04'14.899
10	13.143	35.052	30.933	2'26.684	3'45.812P	215,6	11:08'00.711
11	18.275	37.987	36.152	26.839	1'59.253P	212,6	11:09'59.964

97 J. PARK (1'39.817)

Giro	Seg.1	Seg.2	Seg.3	Seg.4	T. Giro	km/h	Local Time
1							
2	19.689	46.441	35.984	2'50.406	4'32.520P	148,8	10:46'00.550
3	18.253	38.341	32.818	23.394	1'52.806P	183,1	10:47'53.356
4	13.311	34.820	30.796	21.560	1'40.487	213,9	10:49'33.843
5	13.317	35.219	31.117	7'32.189	8'51.842P	213,9	10:58'25.685
6	18.548	38.657	37.060	26.803	2'01.068P	176,5	11:00'26.753
7	13.289	34.646	30.623	21.465	1'40.023	213,0	11:02'06.776
8	13.204	34.658	30.362	21.629	1'39.853	214,7	11:03'46.629
9	13.406	35.493	31.273	2'51.927	4'12.099P	212,2	11:07'58.728
10	18.301	37.414	35.272	24.514	1'55.501P	184,9	11:09'54.229
11	13.237	34.618	30.456	21.506	1'39.817	213,4	11:11'34.046





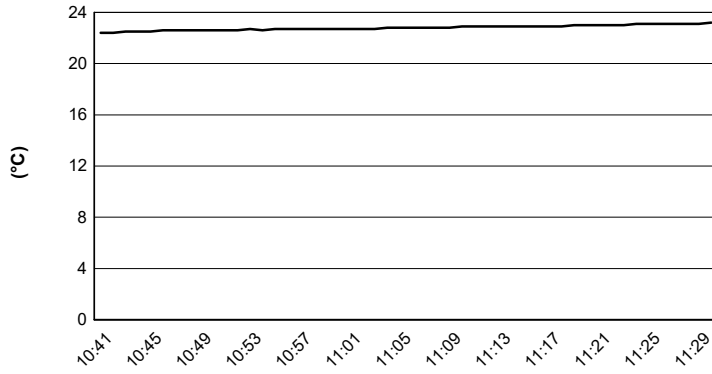
Vallelunga 4.085 m

ACI Racing Weekend Vallelunga, 21-22 Settembre 2024

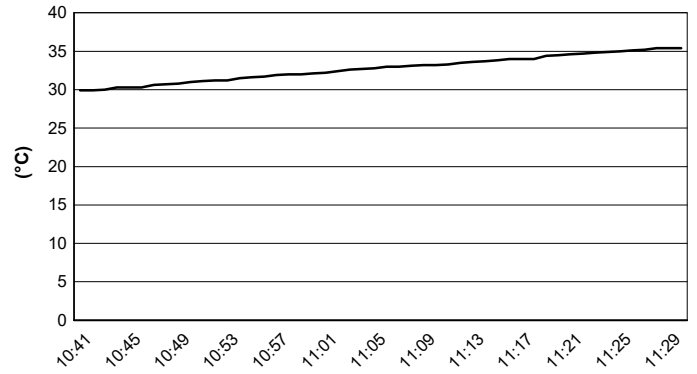
TCR Italy SEQ - Meteo Qualifiche

Session started 10:41 - Session ended 11:31


Air Temperature



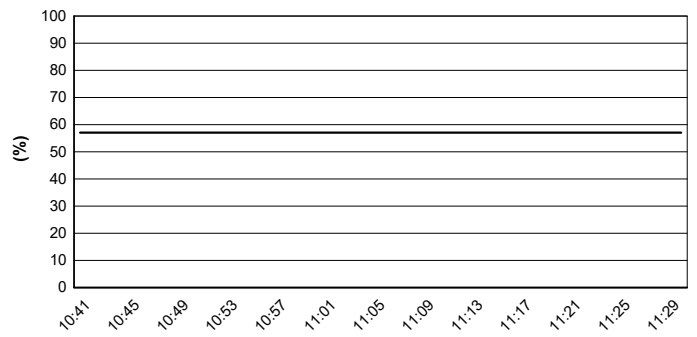
Track Temperature



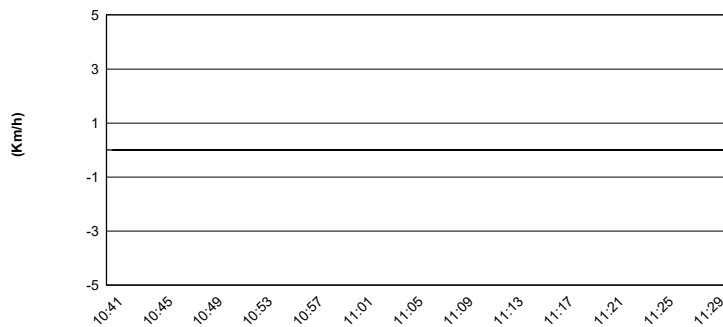
Air Pressure



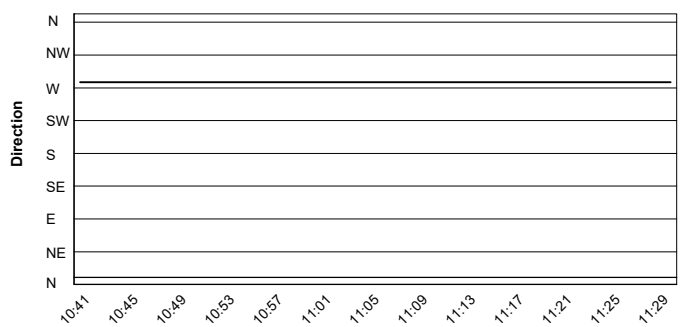
Humidity



Wind Speed



Wind Direction



21/09/2024

