
ACI Racing Weekend Monza, 26-27 Ottobre 2024
TCR Italy - Classifica Prove Libere 2

Autodromo Monza 5.793 m

1 / 2

Num.	Conduttore	Naz	Concorrente	Team	Auto	Classe	Tempo	Dist.	Rel.	Giri
1	87 PARK Junui	KOR	Solite Indigo Racing	Solite Indigo Racing (KOR)	Hyundai Elantra N	TCR-UU	1'56.590			6
2	27 VOLT Ruben	EST	ALM Motorsport	ALM Motorsport (EST)	Honda Civic FL5	TCR-UU	1'56.792	0.202	0.202	7
3	4 TAVANO Salvatore	ITA	Tavano Salvatore	Girasole (ITA)	Cupra Leon VZ	TCR-	1'56.931	0.341	0.139	8
4	17 TAYLOR Nicolas	CAN	PMA Motorsport	PMA Motorsport (ITA)	Audi RS3 LMS	TCR-UU	1'57.037	0.447	0.106	8
5	11 ROCCA Paolo	ITA	ALM Motorsport	ALM Motorsport (EST)	Honda Civic FL5	TCR-UU	1'57.407	0.817	0.370	8
6	90 BABUIN Denis	ITA	Babuin Denis	Planet Motorsport (ITA)	Audi RS3 LMS	TCR-MA	1'57.451	0.861	0.044	7
7	64 LOSONCZY Levente	HUN	ALM Motorsport	ALM Motorsport (EST)	Honda Civic FL5	TCR-UU	1'57.500	0.910	0.049	8
8	82 CIMENES Jacopo	ITA	MM Motorsport	MM Motorsport (ITA)	Honda Civic FL5	TCR-UU	1'57.548	0.958	0.048	8
9	67 PELLEGRINI Marco	ITA	MM Motorsport	MM Motorsport (ITA)	Honda Civic FL5	TCR-MA	1'57.595	1.005	0.047	9
10	33 GHERMANDI Giacomo	ITA	MM Motorsport	MM Motorsport (ITA)	Honda Civic FL5	TCR-	1'58.019	1.429	0.424	7
11	76 LEY Alex	GBR	Target	Target (ITA)	Hyundai Elantra N	TCR-UU	1'58.034	1.444	0.015	8
12	20 CLAIRET Teddy	FRA	Clairret Teddy	Team Clairret (FRA)	Audi RS3 LMS	TCR-	1'58.304	1.714	0.270	6
13	8 BALDAN Nicola	ITA	Aikoa Racing	Aikoa Racing (ITA)	Audi RS3 LMS	TCR-MA	1'58.344	1.754	0.040	8
14	91 MARTINEZ Luciano	ARG	MM Motorsport	MM Motorsport (ITA)	Honda Civic FL5	TCR-UU	1'58.365	1.775	0.021	8
15	81 REDUZZI Damiano	ITA	Reduzzi Damiano	Trico WRT	Hyundai Elantra N	TCR-MA	1'58.436	1.846	0.071	8
16	9 POLONI Matteo	ITA	Poloni Matteo	Gear Works (ITA)	Audi RS3 LMS	TCR-	1'58.586	1.996	0.150	6
17	97 PARK Junesung	KOR	Solite Indigo Racing	Solite Indigo Racing (KOR)	Hyundai Elantra N	TCR-	1'58.598	2.008	0.012	5
18	5 BARBERINI Cosimo	ITA	Barberini Cosimo	NOS (ITA)	Cupra Leon VZ	TCR-	1'58.757	2.167	0.159	9
19	38 BARBERI Filippo	ITA	Aikoa Racing	Aikoa Racing (ITA)	Audi RS3 LMS	TCR-UU	1'59.401	2.811	0.644	4
20	69 FOSSATI Tommaso	ITA	Fossati Tommaso	FOX Racing Team (ITA)	Audi RS3 LMS	TCR-UU	1'59.466	2.876	0.065	8
21	12 COVINI Gabriele	ITA	BRC Racing Team	BRC Racing Team (ITA)	Hyundai Elantra N	TCR-UU	1'59.582	2.992	0.116	8
22	95 ALESSI Pietro	ITA	BF Motorsport	BF Motorsport (ITA)	Audi RS3 LMS	TCR-UU	1'59.836	3.246	0.254	7
23	191 FRANCA Luca	ITA	Aikoa Racing	Aikoa Racing (ITA)	Audi RS3 DSG	TCDS-	2'00.737	4.147	0.901	7
24	111 ROCCADELLI Matteo	ITA	Roccadelli Matteo		Cupra Leon	TCDS-UU	2'01.735	5.145	0.998	5
25	24 CITERA Antonio	AUT	Citera Antonio	RTM Motorsport	Honda Civic FK7	TCR-MA	2'02.065	5.475	0.330	6
26	72 PELATTI Sandro	ITA	PMA Motorsport	PMA Motorsport (ITA)	Audi RS3 LMS	TCR-MA	2'02.212	5.622	0.147	7
27	44 IMBERTI Michele	ITA	Kombat Motorsport	Kombat Motorsport (ITA)	Hyundai Elantra N	TCR-	2'02.983	6.393	0.771	7
28	10 PAOLINO Federico	ITA	Target	Target (ITA)	Hyundai Elantra N	TCR-	2'03.139	6.549	0.156	7
29	174 ALCIDI Alessandro	ITA	Alcidi Alessandro	Tuder Motorsport (ITA)	Volkswagen Golf DSG	TCDS-	2'03.335	6.745	0.196	7
30	139 VERDI Luca	ITA	Verdi Luca	Planet Motorsport (ITA)	Audi RS3 DSG	TCDS-UU	2'03.404	6.814	0.069	5
31	182 NARDILLI Davide	ITA	Nardilli Davide	Pro Race (ITA)	Cupra Leon	TCDS-	2'04.365	7.775	0.961	6
32	115 FOGLIA Gabriele	ITA	Foglia Gabriele		Cupra Leon	TCDS-UU	2'05.835	9.245	1.470	8
33	119 PALANTI Paolo	ITA	Aikoa Racing	Aikoa Racing (ITA)	Audi RS3 DSG	TCDS-MA	2'06.116	9.526	0.281	7
34	167 FAZIOLI Andrea	ITA	Fazioli Andrea	Brothers in Arms (ITA)	Cupra Leon	TCDS-	2'06.933	10.343	0.817	5
35	161 DESIDERIO Federico	ITA	Desiderio Alessandro	Progetto E20 (ITA)	Volkswagen Golf DSG	TCDS-UU	2'07.011	10.421	0.078	5
36	178 BERTON Alessandro	ITA	Berton Alessandro		Cupra Leon	TCDS-MA	2'07.184	10.594	0.173	6
37	131 SILVESTRINI Paolo Maria	ITA	Silvestrini Paolo Maria	Progetto E20 (ITA)	Audi RS3 DSG	TCDS-	2'12.436	15.846	5.252	5
38	3 GURRIERI Raffaele	ITA	Gurrieri Raffaele	Girasole (ITA)	Cupra Leon VZ	TCR-MA				6
39	127 PALAZZO Andrea	ITA	Palazzo Andrea	AC Racing Technology (ITA)	Audi RS3 DSG	TCDS-				3

Umidità	91%	Aria	16°C
Condizioni	WET	Pista	17°C

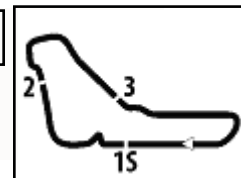
Direttore di Gara : Oscar Comi

Direttore di Prova : Gianluca Marotta

25/10/2024 Inizio 13:25 Fine 13:59

Esposta alle:




ACI Racing Weekend Monza, 26-27 Ottobre 2024
TCR Italy - Classifica Prove Libere 2
Penalty and Infringement

13.25			Green Flag - Pit Lane Open
13.29	12	G. COVINI	#12 Time Deleted (2'19.561) - Exceeded Track Limits T5
13.31	95	P. ALESSI	#95 Time Deleted (2'21.348) - Exceeded Track Limits T2
13.32	119	P. PALANTI	#119 Time Deleted (4'42.987) - Exceeded Track Limits T5
13.34	12	G. COVINI	#12 Time Deleted (4'34.707) - Exceeded Track Limits T5
13.34	119	P. PALANTI	#119 Time Deleted (2'19.504) - Exceeded Track Limits T2
13.34	161	F. DESIDERIO	#161 Time Deleted (2'10.618) - Exceeded Track Limits T2
13.34	3	R. GURRIERI	#3 Time Deleted (5'31.416) - Exceeded Track Limits T5
13.36	95	P. ALESSI	#95 Time Deleted (2'03.615) - Exceeded Track Limits T2
13.36	12	G. COVINI	#12 Time Deleted (2'02.225) - Exceeded Track Limits T2
13.36	167	A. FAZIOLI	#167 Time Deleted (2'20.036) - Exceeded Track Limits T2
13.37	64	L. LOSONCZY	#64 Time Deleted (1'58.210) - Exceeded Track Limits T5
13.37	182	D. NARDILLI	#182 Time Deleted (2'10.214) - Exceeded Track Limits T2
13.37	87	J. PARK	#87 Time Deleted (1'58.000) - Exceeded Track Limits T5
13.40	131	P. SILVESTRINI	#131 Time Deleted (8'14.896) - Exceeded Track Limits T5
13.41	81	D. REDUZZI	#81 Time Deleted (1'58.409) - Exceeded Track Limits T5
13.42			RED FLAG
13.54			Green Flag - Pit Lane Open

Fastest Laps Sequence

Num.	Concorrente	Naz	Team	Auto	Local Time	Tempo	Dist.	Media
27	R. VOLT	EST	ALM Motorsport	Honda Civic FL5	13:29'41.157	2'04.958		166,894
64	L. LOSONCZY	HUN	ALM Motorsport	Honda Civic FL5	13:29'41.577	2'04.834	-0.124	167,060
76	A. LEY	GBR	Target	Hyundai Elantra N	13:32'03.153	2'00.142	-4.692	173,585
9	M. POLONI	ITA	Gear Works	Audi RS3 LMS	13:32'12.231	1'59.736	-0.406	174,173
76	A. LEY	GBR	Target	Hyundai Elantra N	13:34'02.312	1'59.159	-0.577	175,017
9	M. POLONI	ITA	Gear Works	Audi RS3 LMS	13:34'10.817	1'58.586	-0.573	175,862
76	A. LEY	GBR	Target	Hyundai Elantra N	13:36'00.346	1'58.034	-0.552	176,685
11	P. ROCCA	ITA	ALM Motorsport	Honda Civic FL5	13:38'03.355	1'57.501	-0.533	177,486
90	D. BABUIN	ITA	Planet Motorsport	Audi RS3 LMS	13:38'52.217	1'57.451	-0.050	177,562
17	N. TAYLOR	CAN	PMA Motorsport	Audi RS3 LMS	13:39'50.468	1'57.037	-0.414	178,190
27	R. VOLT	EST	ALM Motorsport	Honda Civic FL5	13:40'01.155	1'56.792	-0.245	178,564
87	J. PARK	KOR	Solite Indigo Racing	Hyundai Elantra N	13:40'47.921	1'56.590	-0.202	178,873

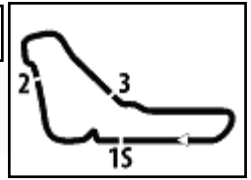
Direttore di Gara : Oscar Comi

Direttore di Prova : Gianluca Marotta

25/10/2024 Inizio 13:25 Fine 13:59

Esposta alle:





ACI Racing Weekend Monza, 26-27 Ottobre 2024

TCR Italy - Best Sectors & Speed Prove Libere 2

MIGLIOR GIRO		
1	87 PARK Junui	Hvundai Elantra N 1'56.590
2	27 VOLT Ruben	Honda Civic FL5 1'56.792
3	4 TAVANO Salvatore	Cupra Leon VZ 1'56.931
4	17 TAYLOR Nicolas	Audi RS3 LMS 1'57.037
5	11 ROCCA Paolo	Honda Civic FL5 1'57.407
6	90 BABUIN Denis	Audi RS3 LMS 1'57.451
7	64 LOSONCZY Levente	Honda Civic FL5 1'57.500
8	82 CIMENES Jacopo	Honda Civic FL5 1'57.548
9	67 PELLEGRINI Marco	Honda Civic FL5 1'57.595
10	33 GHERMANDI Giacomo	Honda Civic FL5 1'58.019
11	76 LEY Alex	Hvundai Elantra N 1'58.034
12	20 CLAIRET Teddy	Audi RS3 LMS 1'58.304
13	8 BALDAN Nicola	Audi RS3 LMS 1'58.344
14	91 MARTINEZ Luciano	Honda Civic FL5 1'58.365
15	81 REDUZZI Damiano	Hvundai Elantra N 1'58.436
16	9 POLONI Matteo	Audi RS3 LMS 1'58.586
17	97 PARK Junesung	Hvundai Elantra N 1'58.598
18	5 BARBERINI Cosimo	Cupra Leon VZ 1'58.757
19	38 BARBERI Filippo	Audi RS3 LMS 1'59.401
20	69 FOSSATI Tommaso	Audi RS3 LMS 1'59.466
21	12 COVINI Gabriele	Hvundai Elantra N 1'59.582
22	95 ALESSI Pietro	Audi RS3 LMS 1'59.836
23	191 FRANCA Luca	Audi RS3 DSG 2'00.737
24	111 ROCCADELLI Matteo	Cupra Leon 2'01.735
25	24 CITERA Antonio	Honda Civic FK7 2'02.065
26	72 PELATTI Sandro	Audi RS3 LMS 2'02.212
27	44 IMBERTI Michele	Hvundai Elantra N 2'02.983
28	10 PAOLINO Federico	Hvundai Elantra N 2'03.139
29	174 ALCIDI Alessandro	Volkswagen Golf DSG 2'03.335
30	139 VERDI Luca	Audi RS3 DSG 2'03.404
31	182 NARDILLI Davide	Cupra Leon 2'04.365
32	115 FOGLIA Gabriele	Cupra Leon 2'05.835
33	119 PALANTI Paolo	Audi RS3 DSG 2'06.116
34	167 FAZIOLI Andrea	Cupra Leon 2'06.933
35	161 DESIDERIO Federico	Volkswagen Golf DSG 2'07.011
36	178 BERTON Alessandro	Cupra Leon 2'07.184
37	131 SILVESTRINI Paolo Maria	Audi RS3 DSG 2'12.436
38	3 GURRIERI Raffaele	Cupra Leon VZ
39	127 PALAZZO Andrea	Audi RS3 DSG

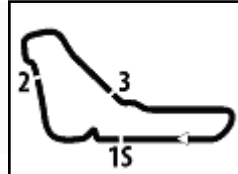
SPEED		
1	11 ROCCA Paolo	Honda Civic FL5 257,1
2	27 VOLT Ruben	Honda Civic FL5 253,5
3	33 GHERMANDI Giacomo	Honda Civic FL5 252,9
4	87 PARK Junui	Hvundai Elantra N 251,2
5	91 MARTINEZ Luciano	Honda Civic FL5 250,0
6	4 TAVANO Salvatore	Cupra Leon VZ 248,8
7	20 CLAIRET Teddy	Audi RS3 LMS 245,5
8	17 TAYLOR Nicolas	Audi RS3 LMS 243,8
9	8 BALDAN Nicola	Audi RS3 LMS 243,8
10	81 REDUZZI Damiano	Hvundai Elantra N 243,8
11	9 POLONI Matteo	Audi RS3 LMS 242,7
12	67 PELLEGRINI Marco	Honda Civic FL5 242,7
13	191 FRANCA Luca	Audi RS3 DSG 242,2
14	111 ROCCADELLI Matteo	Cupra Leon 241,6
15	72 PELATTI Sandro	Audi RS3 LMS 240,5
16	64 LOSONCZY Levente	Honda Civic FL5 240,5
17	97 PARK Junesung	Hvundai Elantra N 238,4
18	82 CIMENES Jacopo	Honda Civic FL5 237,9
19	5 BARBERINI Cosimo	Cupra Leon VZ 236,8
20	76 LEY Alex	Hvundai Elantra N 235,8
21	161 DESIDERIO Federico	Volkswagen Golf DSG 232,3
22	95 ALESSI Pietro	Audi RS3 LMS 232,3
23	12 COVINI Gabriele	Hvundai Elantra N 232,3
24	139 VERDI Luca	Audi RS3 DSG 230,8
25	24 CITERA Antonio	Honda Civic FK7 230,8
26	182 NARDILLI Davide	Cupra Leon 228,3
27	119 PALANTI Paolo	Audi RS3 DSG 228,3
28	90 BABUIN Denis	Audi RS3 LMS 228,3
29	10 PAOLINO Federico	Hvundai Elantra N 227,4
30	174 ALCIDI Alessandro	Volkswagen Golf DSG 223,1
31	178 BERTON Alessandro	Cupra Leon 222,2
32	69 FOSSATI Tommaso	Audi RS3 LMS 221,3
33	44 IMBERTI Michele	Hvundai Elantra N 217,3
34	115 FOGLIA Gabriele	Cupra Leon 217,3
35	167 FAZIOLI Andrea	Cupra Leon 216,0
36	127 PALAZZO Andrea	Audi RS3 DSG 211,8
37	131 SILVESTRINI Paolo Maria	Audi RS3 DSG 196,7
38	3 GURRIERI Raffaele	Cupra Leon VZ 190,1

SEG. 1		
1	90 BABUIN Denis	11.005
2	9 POLONI Matteo	11.026
3	17 TAYLOR Nicolas	11.035
4	27 VOLT Ruben	11.044
5	82 CIMENES Jacopo	11.045
6	72 PELATTI Sandro	11.050
7	11 ROCCA Paolo	11.078
8	4 TAVANO Salvatore	11.081
9	20 CLAIRET Teddy	11.111
10	33 GHERMANDI Giacomo	11.124
11	67 PELLEGRINI Marco	11.128
12	64 LOSONCZY Levente	11.130
13	8 BALDAN Nicola	11.156
14	95 ALESSI Pietro	11.167
15	5 BARBERINI Cosimo	11.175
16	24 CITERA Antonio	11.209
17	76 LEY Alex	11.219
18	81 REDUZZI Damiano	11.237
19	91 MARTINEZ Luciano	11.249
20	87 PARK Junui	11.251
21	12 COVINI Gabriele	11.310
22	69 FOSSATI Tommaso	11.337
23	97 PARK Junesung	11.364
24	44 IMBERTI Michele	11.381
25	139 VERDI Luca	11.482
26	10 PAOLINO Federico	11.498
27	191 FRANCA Luca	11.503
28	119 PALANTI Paolo	11.621
29	182 NARDILLI Davide	11.637
30	111 ROCCADELLI Matteo	11.646
31	3 GURRIERI Raffaele	11.675
32	174 ALCIDI Alessandro	11.702
33	178 BERTON Alessandro	11.707
34	161 DESIDERIO Federico	11.760
35	131 SILVESTRINI Paolo Maria	11.785
36	167 FAZIOLI Andrea	11.849
37	115 FOGLIA Gabriele	11.895
38	127 PALAZZO Andrea	12.030

SEG. 2		
1	20 CLAIRET Teddy	25.962
2	11 ROCCA Paolo	25.972
3	64 LOSONCZY Levente	25.999
4	4 TAVANO Salvatore	26.066
5	33 GHERMANDI Giacomo	26.068
6	17 TAYLOR Nicolas	26.085
7	27 VOLT Ruben	26.090
8	87 PARK Junui	26.163
9	8 BALDAN Nicola	26.171
10	9 POLONI Matteo	26.302
11	90 BABUIN Denis	26.310
12	95 ALESSI Pietro	26.358
13	69 FOSSATI Tommaso	26.380
14	82 CIMENES Jacopo	26.418
15	67 PELLEGRINI Marco	26.437
16	76 LEY Alex	26.446
17	5 BARBERINI Cosimo	26.461
18	91 MARTINEZ Luciano	26.537
19	81 REDUZZI Damiano	26.568
20	12 COVINI Gabriele	26.574
21	191 FRANCA Luca	26.815
22	72 PELATTI Sandro	26.824
23	97 PARK Junesung	26.874
24	44 IMBERTI Michele	27.094
25	10 PAOLINO Federico	27.098
26	24 CITERA Antonio	27.127
27	111 ROCCADELLI Matteo	27.189
28	182 NARDILLI Davide	27.439
29	139 VERDI Luca	27.602
30	174 ALCIDI Alessandro	27.639
31	167 FAZIOLI Andrea	27.920
32	119 PALANTI Paolo	27.970
33	3 GURRIERI Raffaele	28.067
34	115 FOGLIA Gabriele	28.137
35	178 BERTON Alessandro	28.183
36	161 DESIDERIO Federico	28.349
37	127 PALAZZO Andrea	28.725
38	131 SILVESTRINI Paolo Maria	28.997

SEG. 3		
1	4 TAVANO Salvatore	39.356
2	64 LOSONCZY Levente	39.393
3	87 PARK Junui	39.401
4	20 CLAIRET Teddy	39.451
5	27 VOLT Ruben	39.475
6	82 CIMENES Jacopo	39.634
7	17 TAYLOR Nicolas	39.652
8	11 ROCCA Paolo	39.765
9	76 LEY Alex	39.793
10	97 PARK Junesung	39.878
11	67 PELLEGRINI Marco	39.927
12	5 BARBERINI Cosimo	39.947
13	81 REDUZZI Damiano	40.011
14	12 COVINI Gabriele	40.055
15	33 GHERMANDI Giacomo	40.086
16	91 MARTINEZ Luciano	40.125
17	90 BABUIN Denis	40.134
18	9 POLONI Matteo	40.219
19	191 FRANCA Luca	40.431
20	8 BALDAN Nicola	40.573
21	111 ROCCADELLI Matteo	40.723
22	69 FOSSATI Tommaso	40.785
23	95 ALESSI Pietro	40.833
24	44 IMBERTI Michele	41.168
25	182 NARDILLI Davide	41.393
26	174 ALCIDI Alessandro	41.575
27	24 CITERA Antonio	41.667
28	10 PAOLINO Federico	41.825
29	72 PELATTI Sandro	41.950
30	115 FOGLIA Gabriele	42.236
31	139 VERDI Luca	42.242
32	161 DESIDERIO Federico	42.565
33	119 PALANTI Paolo	42.620
34	167 FAZIOLI Andrea	43.582
35	127 PALAZZO Andrea	43.736
36	3 GURRIERI Raffaele	43.755
37	178 BERTON Alessandro	43.782
38	131 SILVESTRINI Paolo Maria	44.684




ACI Racing Weekend Monza, 26-27 Ottobre 2024
TCR Italy - Ideal Time Prove Libere 2

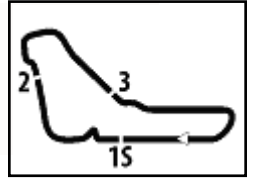
Autodromo Monza 5.793 m

1 / 2

Num. Conducente	Auto	Seg. 1 Diff. 1	Seg. 2 Diff. 2	Seg. 3 Diff. 3	Seg. 4 Diff. 4	Ideal Time			
						Miglior Giro	Pos.	Diff.	
1	87 PARK J. (KOR)	Hyundai Elantra N	11.251 +0.030	26.163	39.401	39.745	1'56.560 1'56.590	1	0.030
2	20 CLAIRET T. (FRA)	Audi RS3 LMS	11.111 +0.002	25.962 +0.826	39.451 +0.870	40.082	1'56.606 1'58.304	12	1.698
3	4 TAVANO S. (ITA)	Cupra Leon VZ	11.081 +0.045	26.066	39.356 +0.251	40.132	1'56.635 1'56.931	3	0.296
4	27 VOLT R. (EST)	Honda Civic FL5	11.044	26.090	39.475	40.183	1'56.792 1'56.792	2	
5	17 TAYLOR N. (CAN)	Audi RS3 LMS	11.035 +0.016	26.085 +0.152	39.652 +0.068	40.029	1'56.801 1'57.037	4	0.236
6	64 LOSONCZY L. (HUN)	Honda Civic FL5	11.130 +0.091	25.999 +0.230	39.393	40.562 +0.095	1'57.084 1'57.500	7	0.416
7	82 CIMENES J. (ITA)	Honda Civic FL5	11.045 +0.010	26.418	39.634 +0.252	40.189	1'57.286 1'57.548	8	0.262
8	90 BABUIN D. (ITA)	Audi RS3 LMS	11.005	26.310	40.134 +0.075	39.842 +0.085	1'57.291 1'57.451	6	0.160
9	11 ROCCA P. (ITA)	Honda Civic FL5	11.078	25.972 +0.023	39.765	40.569	1'57.384 1'57.407	5	0.023
10	67 PELLEGRINI M. (ITA)	Honda Civic FL5	11.128 +0.007	26.437	39.927	40.096	1'57.588 1'57.595	9	0.007
11	33 GHERMANDI G. (ITA)	Honda Civic FL5	11.124 +0.037	26.068 +0.299	40.086	40.405	1'57.683 1'58.019	10	0.336
12	76 LEY A. (GBR)	Hyundai Elantra N	11.219 +0.100	26.446 +0.030	39.793	40.446	1'57.904 1'58.034	11	0.130
13	5 BARBERINI C. (ITA)	Cupra Leon VZ	11.175 +0.073	26.461 +0.414	39.947	40.585 +0.102	1'58.168 1'58.757	18	0.589
14	9 POLONI M. (ITA)	Audi RS3 LMS	11.026	26.302 +0.076	40.219	40.717 +0.246	1'58.264 1'58.586	16	0.322
15	81 REDUZZI D. (ITA)	Hyundai Elantra N	11.237	26.568 +0.069	40.011 +0.049	40.502	1'58.318 1'58.436	15	0.118
16	8 BALDAN N. (ITA)	Audi RS3 LMS	11.156	26.171	40.573	40.444	1'58.344 1'58.344	13	
17	91 MARTINEZ L. (ARG)	Honda Civic FL5	11.249 +0.009	26.537	40.125	40.445	1'58.356 1'58.365	14	0.009
18	12 COVINI G. (ITA)	Hyundai Elantra N	11.310 +0.032	26.574 +1.003	40.055 +0.075	40.420 +0.113	1'58.359 1'59.582	21	1.223
19	97 PARK J. (KOR)	Hyundai Elantra N	11.364 +0.008	26.874	39.878	40.474	1'58.590 1'58.598	17	0.008
20	95 ALESSI P. (ITA)	Audi RS3 LMS	11.167	26.358	40.833	40.835 +0.643	1'59.193 1'59.836	22	0.643
21	69 FOSSATI T. (ITA)	Audi RS3 LMS	11.337 +0.013	26.380 +0.175	40.785	40.776	1'59.278 1'59.466	20	0.188
22	191 FRANCA L. (ITA)	Audi RS3 DSG	11.503 +0.152	26.815 +0.042	40.431 +0.457	41.288 +0.049	2'00.037 2'00.737	23	0.700
23	111 ROCCADELLI M. (ITA)	Cupra Leon	11.646 +0.028	27.189 +0.245	40.723 +0.343	41.561	2'01.119 2'01.735	24	0.616
24	44 IMBERTI M. (ITA)	Hyundai Elantra N	11.381 +0.406	27.094 +0.690	41.168 +0.297	41.947	2'01.590 2'02.983	27	1.393
25	72 PELATTI S. (ITA)	Audi RS3 LMS	11.050 +0.222	26.824 +0.004	41.950 +0.176	41.986	2'01.810 2'02.212	26	0.402
26	24 CITERA A. (AUT)	Honda Civic FK7	11.209 +0.072	27.127 +0.080	41.667	41.910	2'01.913 2'02.065	25	0.152
27	10 PAOLINO F. (ITA)	Hyundai Elantra N	11.498 +0.082	27.098	41.825 +0.776	41.860	2'02.281 2'03.139	28	0.858
28	139 VERDI L. (ITA)	Audi RS3 DSG	11.482 +0.035	27.602 +0.001	42.242 +0.400	41.642	2'02.968 2'03.404	30	0.436
29	174 ALCIDI A. (ITA)	Volkswagen Golf DSG	11.702	27.639	41.575 +0.289	42.130	2'03.046 2'03.335	29	0.289
30	182 NARDILLI D. (ITA)	Cupra Leon	11.637 +0.133	27.439 +0.113	41.393 +0.360	43.290	2'03.759 2'04.365	31	0.606
31	119 PALANTI P. (ITA)	Audi RS3 DSG	11.621 +0.134	27.970 +0.421	42.620 +0.165	43.185	2'05.396 2'06.116	33	0.720
32	115 FOGLIA G. (ITA)	Cupra Leon	11.895 +0.067	28.137	42.236	43.238 +0.262	2'05.506 2'05.835	32	0.329
33	161 DESIDERIO F. (ITA)	Volkswagen Golf DSG	11.760 +0.190	28.349 +0.744	42.565 +0.181	43.222	2'05.896 2'07.011	35	1.115

25/10/2024





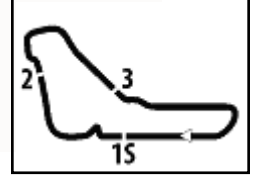
ACI Racing Weekend Monza, 26-27 Ottobre 2024

TCR Italy - Ideal Time Prove Libere 2

 Autodromo Monza 5.793 m
2 / 2

Num. Conducente	Auto	Seg. 1	Seg. 2	Seg. 3	Seg. 4	Ideal Time			
		Diff. 1	Diff. 2	Diff. 3	Diff. 4	Miglior Giro	Pos.	Diff.	
34 167 FAZIOLI A. (ITA)	Cupra Leon	11.849	27.920	43.582	43.582	2'06.933	34		
35 178 BERTON A. (ITA)	Cupra Leon	11.707	28.183	43.782	43.512	2'07.184	36		
36 131 SILVESTRINI P. (ITA)	Audi RS3 DSG	11.785 +0.643	28.997	44.684 +1.052	43.463 +1.812	2'08.929	37	3.507	
3 GURRIERI R. (ITA)	Cupra Leon VZ								
38 BARBERI F. (ITA)	Audi RS3 LMS		Tratto Mancante				1'59.401		
127 PALAZZO A. (ITA)	Audi RS3 DSG								
Ideal Time Assoluto		11.005	25.962	39.356	39.745	1'56.068			





Autodromo Monza 5.793 m

1 / 4

ACI Racing Weekend Monza, 26-27 Ottobre 2024

TCR Italy - Analisi Tempi Prove Libere 2

3 R. GURRIERI							
Giro	Seg.1	Seg.2	Seg.3	Seg.4	T. Giro	km/h	Local Time
1		34.462	50.654	50.552		104,8	
2	12.990	29.026	45.962	56.907	2'24.885P	185,9	13:30'18.082
3	3'29.998	30.851	45.719	44.848	5'31.416CP	151,5	13:35'49.498
4	11.720	32.499	46.427	54.620	2'25.266P	190,1	13:38'14.764
5	2'09.134	29.782	43.755	55.573	4'18.244CP	159,5	13:42'33.008
6	12'00.753	31.882	47.122	44.564	14'04.321P	130,4	13:56'37.329
7	11.675	28.067	46.899	56.629	2'23.270P	179,7	13:59'00.599

4 S. TAVANO (1'56.931)							
Giro	Seg.1	Seg.2	Seg.3	Seg.4	T. Giro	km/h	Local Time
1		33.568	49.636	46.857		100,1	
2	13.125	29.370	46.162	51.450	2'20.107P	161,4	13:30'06.497
3	2'56.734	28.177	41.818	41.752	4'48.481P	184,3	13:34'54.978
4	11.262	26.725	40.459	40.775	1'59.221	236,3	13:36'54.199
5	11.168	26.544	39.843	40.202	1'57.757	239,5	13:38'51.956
6	11.126	26.066	39.607	40.132	1'56.931	247,7	13:40'48.887
7	11.081	26.101	39.356	55.582	2'12.120CP	248,8	13:43'01.007
8	11'31.009	30.569	44.370	42.875	13'28.823P	138,3	13:56'29.830
9	11.284	26.844	40.387	40.906	1'59.421	230,8	13:58'29.251

5 C. BARBERINI (1'58.757)							
Giro	Seg.1	Seg.2	Seg.3	Seg.4	T. Giro	km/h	Local Time
1		33.542	51.758	48.486		141,9	
2	13.602	30.124	47.453	45.071	2'16.250	146,9	13:30'36.271
3	11.674	28.432	41.998	48.485	2'10.589	186,5	13:32'46.860
4	11.459	27.109	40.876	41.858	2'01.302	217,3	13:34'48.162
5	11.296	26.812	40.608	41.236	1'59.952	232,3	13:36'48.114
6	11.248	26.875	39.947	40.687	1'58.757	231,3	13:38'46.871
7	11.175	26.600	40.480	40.585	1'58.840	234,8	13:40'45.711
8	11.256	26.461	39.949	56.638	2'14.304CP	236,8	13:43'00.015
9	11'48.289	29.129	43.875	46.110	13'47.403P	165,4	13:56'47.418
10	11.299	26.938	40.387	41.873	2'00.497	220,0	13:58'47.915

8 N. BALDAN (1'58.344)							
Giro	Seg.1	Seg.2	Seg.3	Seg.4	T. Giro	km/h	Local Time
1		38.702	56.810	51.312		95,1	
2	14.566	34.603	54.170	50.691	2'34.030	137,2	13:30'25.688
3	13.492	31.084	46.570	56.480	2'27.626P	146,5	13:32'53.314
4	2'12.085	31.751	45.509	44.718	4'14.063P	107,0	13:37'07.377
5	11.252	26.701	40.840	41.136	1'59.929	235,3	13:39'07.306
6	11.156	26.171	40.573	40.444	1'58.344	243,8	13:41'05.650
7	11.162	26.264	41.344	1'07.279	2'26.049CP	242,7	13:43'31.699
8	10'49.284	30.003	44.299	43.728	12'47.314P	168,8	13:56'19.013
9	11.406	27.068	41.858	42.523	2'02.855	234,8	13:58'21.868

9 M. POLONI (1'58.586)							
Giro	Seg.1	Seg.2	Seg.3	Seg.4	T. Giro	km/h	Local Time
1		35.115	49.413	46.478		128,6	
2	11.334	26.964	45.224	41.897	2'05.419	207,3	13:30'12.495
3	11.102	26.302	40.575	41.757	1'59.736	225,5	13:32'12.231
4	11.026	26.378	40.219	40.963	1'58.586	227,4	13:34'10.817
5	11.075	26.938	50.706	1'07.134	2'35.853P	220,9	13:36'46.670
6	3'15.293	29.779	41.125	40.717	5'06.914P	185,9	13:41'53.584
7	11.061	33.116	43.092	1'11.023	2'38.292CP	242,7	13:44'31.876

10 F. PAOLINO (2'03.139)							
Giro	Seg.1	Seg.2	Seg.3	Seg.4	T. Giro	km/h	Local Time
1		33.930	48.872	49.445		128,7	
2	13.025	31.623	44.947	53.748	2'23.343P	164,9	13:30'20.016
3	3'25.940	32.747	46.258	45.433	5'30.378P	128,9	13:35'50.394

11 P. ROCCA (1'57.407)							
Giro	Seg.1	Seg.2	Seg.3	Seg.4	T. Giro	km/h	Local Time
1		35.946	47.271	45.819		107,0	
2	11.665	27.615	42.258	50.400	2'11.938P	187,5	13:29'51.671
3	2'23.069	28.681	42.120	41.873	4'15.743P	159,3	13:34'07.414
4	11.197	26.172	40.004	41.067	1'58.440	249,4	13:36'05.854
5	11.148	25.972	39.798	40.583	1'57.501	252,3	13:38'03.355
6	11.078	25.995	39.765	40.569	1'57.407	257,1	13:40'00.762
7	11.191	27.207	40.546	49.382	2'08.326P	254,1	13:42'09.088
8	12'18.921	30.172	44.467	44.584	14'18.144P	125,9	13:56'27.232
9	11.292	29.365	42.344	41.739	2'04.740	250,6	13:58'31.972

12 G. COVINI (1'59.582)							
Giro	Seg.1	Seg.2	Seg.3	Seg.4	T. Giro	km/h	Local Time
1		35.865	53.141	49.112		136,7	
2	11.952	27.869	43.423	56.317	2'19.561CP	203,0	13:30'35.886
3	2'35.226	30.899	47.113	41.469	4'34.707CP	168,5	13:35'10.593
4	11.310	29.937	40.475	40.503	2'02.225C	223,6	13:37'12.818
5	11.549	26.937	41.193	40.420	2'00.099	203,0	13:39'12.917
6	11.347	26.899	40.055	42.039	2'00.340	225,0	13:41'13.257
7	11.336	26.574	39.751	1'02.266	2'19.927CP	229,3	13:43'33.184
8	11'10.362	29.594	45.928	45.854	13'11.738P	162,7	13:56'44.922
9	11.342	27.577	40.130	40.533	1'59.582	232,3	13:58'44.504

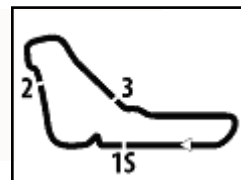
17 N. TAYLOR (1'57.037)							
Giro	Seg.1	Seg.2	Seg.3	Seg.4	T. Giro	km/h	Local Time
1		35.307	51.488	46.794		107,1	
2	13.623	30.245	47.302	52.148	2'23.318P	150,6	13:30'08.983
3	1'48.158	28.023	41.610	45.092	3'42.883P	183,7	13:33'51.866
4	11.280	26.719	40.326	42.433	2'00.758	203,4	13:35'52.624
5	11.066	27.052	40.590	42.099	2'00.807	226,9	13:37'53.431
6	11.051	26.237	39.720	40.029	1'57.037	243,8	13:39'50.468
7	11.035	26.085	39.652	47.899	2'04.671P	243,2	13:41'55.139
8	12'33.675	30.789	44.111	43.827	14'32.402P	130,1	13:56'27.541
9	11.109	30.098	41.342	40.497	2'03.046	235,8	13:58'30.587

20 T. CLAIRET (1'58.304)							
Giro	Seg.1	Seg.2	Seg.3	Seg.4	T. Giro	km/h	Local Time
1		37.017	50.479	49.794		91,3	
2	15.174	29.415	50.864	42.539	2'17.992	139,0	13:30'01.244
3	11.287	26.772	43.195	49.046	2'10.300P	230,8	13:32'11.544
4	2'19.306	28.840	42.782	42.648	4'13.576P	174,2	13:36'25.120
5	11.113	26.788	40.321	40.082	1'58.304	223,1	13:38'23.424
6	11.111	25.962	39.451	48.378	2'04.902	245,5	13:40'28.326
7	16.382	32.486	49.608	1'04.828	2'43.304CP	150,4	13:43'11.630

24 A. CITERA (2'02.065)							
Giro	Seg.1	Seg.2	Seg.3	Seg.4	T. Giro	km/h	Local Time
1		35.369	49.652	48.133		126,6	
2	12.587	32.192	47.658	53.433	2'25.870P	161,9	13:30'24.364
3	2'46.161	29.452	44.523	43.465	4'43.601P	176,2	13:35'07.965
4	11.435	28.490	42.414	42.077	2'04.416	224,1	13:37'12.381
5	11.570	27.127	44.215	42.403	2'05.315	219,1	13:39'17.696
6	11.281	27.207	41.667	41.910	2'02.065	212,2	13:41'19.761
7	11.209	28.519	47.776	1'09.127	2'36.631CP	230,8	13:43'56.392

25/10/2024

P = Box In/Out - C = Tempo Invalidato



Autodromo Monza 5.793 m

ACI Racing Weekend Monza, 26-27 Ottobre 2024**TCR Italy - Analisi Tempi Prove Libere 2**

87 J. PARK (1'56.590)							115 G. FOGLIA (2'05.835)								
Giro	Seg.1	Seg.2	Seg.3	Seg.4	T. Giro	km/h	Local Time	Giro	Seg.1	Seg.2	Seg.3	Seg.4	T. Giro	km/h	Local Time
1		33.285	49.651	50.165		129,0		1		34.655	50.847	54.264		129,2	
2	14.010	30.841	43.972	44.651	2'13.474	148,6	13:30'07.576	2	12.248	29.345	44.485	44.719	2'10.797	194,9	13:30'54.876
3	11.591	28.483	41.947	49.254	2'11.275P	195,3	13:32'18.851	3	12.037	28.794	42.961	43.627	2'07.419	203,4	13:33'02.295
4	2'38.383	28.561	44.492	43.044	4'34.480P	160,0	13:36'53.331	4	12.124	29.038	47.762	45.673	2'14.597	190,5	13:35'16.892
5	11.377	26.663	39.528	40.432	1'58.000C	238,9	13:38'51.331	5	11.895	28.537	42.239	43.351	2'06.022	206,9	13:37'22.914
6	11.281	26.163	39.401	39.745	1'56.590	250,6	13:40'47.921	6	11.915	28.294	43.000	43.238	2'06.447	210,5	13:39'29.361
7	11.251	33.652	39.910	1'02.022	2'26.835CP	251,2	13:43'14.756	7	11.962	28.137	42.236	43.500	2'05.835	217,3	13:41'35.196
								8	11.911	28.458	51.266	1'22.131	2'53.766CP	211,4	13:44'28.962
								9	10'53.009	30.385	43.722	1'08.057	13'15.173P	168,2	13:57'44.135

90 D. BABUIN (1'57.451)							119 P. PALANTI (2'06.116)								
Giro	Seg.1	Seg.2	Seg.3	Seg.4	T. Giro	km/h	Local Time	Giro	Seg.1	Seg.2	Seg.3	Seg.4	T. Giro	km/h	Local Time
1		36.237	53.041	49.813		129,3		1		35.477	47.672	58.868		144,4	
2	15.337	29.997	46.582	57.035	2'28.951P	169,0	13:30'45.412	2	2'31.820	32.833	52.100	46.234	4'42.987CP	139,2	13:33'34.651
3	2'20.244	28.028	41.675	41.206	4'11.153P	182,7	13:34'56.565	3	11.777	37.666	45.752	44.309	2'19.504C	228,3	13:35'54.155
4	11.169	26.709	40.246	40.077	1'58.201	205,3	13:36'54.766	4	11.755	28.391	42.785	43.185	2'06.116	200,7	13:38'00.271
5	11.005	26.310	40.209	39.927	1'57.451	228,3	13:38'52.217	5	11.621	32.344	47.590	45.960	2'17.515	212,6	13:40'17.786
6	11.249	26.390	40.134	39.842	1'57.615	203,0	13:40'49.832	6	11.645	27.970	42.620	54.819	2'17.054CP	211,4	13:42'34.840
7	11.180	28.254	44.372	1'06.480	2'30.286CP	207,7	13:43'20.118	7	11'51.806	33.716	47.721	46.961	14'00.204P	132,7	13:56'35.044
8	11'26.100	29.191	44.860	1'04.685	13'44.836P	176,8	13:57'04.954	8	11.776	28.228	43.153	44.290	2'07.447	198,9	13:58'42.491

91 L. MARTINEZ (1'58.365)							127 A. PALAZZO								
Giro	Seg.1	Seg.2	Seg.3	Seg.4	T. Giro	km/h	Local Time	Giro	Seg.1	Seg.2	Seg.3	Seg.4	T. Giro	km/h	Local Time
1		36.298	49.601	46.042		108,8		1		30.743	46.905	49.405		168,0	
2	12.412	29.019	51.144	1'02.401	2'34.976P	175,3	13:30'38.989	2	12.367	28.888	47.674	55.557	2'24.486P	182,4	13:30'49.538
3	2'44.855	28.965	44.153	43.308	4'41.281P	169,3	13:35'20.270	3	23'34.411	31.240	47.647	46.625	25'39.923P	172,0	13:56'29.461
4	11.310	26.906	47.816	45.869	2'11.901	226,4	13:37'32.171	4	12.030	28.725	43.736	53.676	2'18.167P	211,8	13:58'47.628
5	11.315	27.191	40.737	44.197	2'03.440	238,4	13:39'35.611								
6	11.258	26.537	40.125	40.445	1'58.365	250,0	13:41'33.976								
7	11.260	27.166	51.883	1'22.991	2'53.300CP	241,6	13:44'27.276								
8	10'12.701	29.943	45.844	45.701	12'14.189P	151,0	13:56'41.465								
9	11.249	26.886	40.621	41.378	2'00.134	247,1	13:58'41.599								

95 P. ALESSI (1'59.836)							131 P. SILVESTRINI (2'12.436)								
Giro	Seg.1	Seg.2	Seg.3	Seg.4	T. Giro	km/h	Local Time	Giro	Seg.1	Seg.2	Seg.3	Seg.4	T. Giro	km/h	Local Time
1		33.211	50.994	51.004		155,0		1		30.716	46.485	49.755		166,2	
2	12.239	29.806	50.390	48.932	2'21.367	178,2	13:30'44.923	2	12.428	28.997	45.736	45.275	2'12.436	173,1	13:30'39.129
3	11.609	34.438	48.369	46.932	2'21.348C	205,7	13:33'06.271	3	11.991	30.993	45.462	58.817	2'27.263P	182,7	13:33'06.392
4	11.310	27.065	42.074	42.150	2'02.599	216,4	13:35'08.870	4	6'03.498	32.735	49.542	49.121	8'14.896CP	175,0	13:41'21.288
5	11.178	29.166	41.631	41.640	2'03.615C	232,3	13:37'12.485	5	11.785	34.914	54.040	1'22.646	3'03.385CP	196,7	13:44'24.673
6	12.558	27.267	41.930	40.835	2'02.590	161,7	13:39'15.075	6	10'36.553	31.694	44.684	43.463	12'36.394P	100,6	13:57'01.067
7	11.167	26.358	40.833	41.478	1'59.836	229,8	13:41'14.911								
8	11.189	26.521	41.615	1'02.008	2'21.333CP	229,3	13:43'36.244								

97 J. PARK (1'58.598)							139 L. VERDI (2'03.404)								
Giro	Seg.1	Seg.2	Seg.3	Seg.4	T. Giro	km/h	Local Time	Giro	Seg.1	Seg.2	Seg.3	Seg.4	T. Giro	km/h	Local Time
1		34.220	49.149	47.939		152,5		1		34.033	52.372	49.379		149,2	
2	13.929	31.030	43.308	45.022	2'13.289	155,8	13:30'06.518	2	13.299	30.597	47.312	45.163	2'16.371	166,4	13:30'35.531
3	11.424	27.775	42.164	53.323	2'14.686P	216,9	13:32'21.204	3	12.131	30.165	42.242	55.500	2'20.038P	188,5	13:32'55.569
4	3'26.474	31.096	45.239	46.016	5'28.825P	184,0	13:37'50.029	4	2'17.091	29.871	44.207	42.790	4'13.959P	156,3	13:37'09.528
5	11.372	26.874	39.878	40.474	1'58.598	232,8	13:39'48.627	5	11.494	27.602	42.404	41.972	2'03.472	229,8	13:39'13.000
6	11.364	34.305	54.711	59.918	2'40.298CP	238,4	13:42'28.925	6	11.517	27.603	42.642	41.642	2'03.404	230,8	13:41'16.404

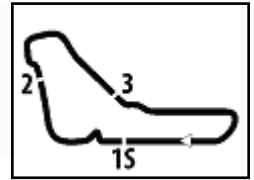
111 M. ROCCAPELLI (2'01.735)							161 F. DESIDERIO (2'07.011)								
Giro	Seg.1	Seg.2	Seg.3	Seg.4	T. Giro	km/h	Local Time	Giro	Seg.1	Seg.2	Seg.3	Seg.4	T. Giro	km/h	Local Time
1		30.323	46.863	49.803		169,8		1		31.547	46.111	44.834		171,7	
2	12.120	28.750	45.115	55.550	2'21.535P	194,9	13:30'47.371	2	11.871	30.005	43.460	45.282	2'10.618C	232,3	13:35'50.786
3	3'37.440	30.799	44.347	44.089	5'36.675P	173,9	13:36'24.046	3	11.950	29.093	42.746	43.222	2'07.011	205,3	13:37'57.797
4	12.536	28.296	41.605	42.426	2'04.863	198,5	13:38'28.909	4	11.760	28.395	43.779	48.609	2'12.543	216,9	13:40'10.340
5	11.674	27.434	41.066	41.561	2'01.735	230,3	13:40'30.644	5	11.816	28.349	42.565	52.742	2'15.472CP	222,2	13:42'25.812
6	11.646	27.189	40.723	48.991	2'08.549CP	241,6	13:42'39.193	6	12'32.762	32.232	43.655	43.886	14'32.535P	79,2	13:56'58.347

167 A. FAZIOLI (2'06.933)							
Giro	Seg.1	Seg.2	Seg.3	Seg.4	T. Giro	km/h	Local Time
1		37.920	54.398	51.752		137,1	

25/10/2024

P = Box In/Out - C = Tempo Invalidato





ACI Racing Weekend Monza, 26-27 Ottobre 2024

TCR Italy - Analisi Tempi Prove Libere 2

2	12.377	30.319	45.904	45.720	2'14.320	188,2	13:31'09.550
3	12.117	28.647	43.732	43.982	2'08.478	188,8	13:33'18.028
4	11.849	27.920	43.582	43.582	2'06.933	216,0	13:35'24.961
5	11.948	33.067	43.091	51.930	2'20.036CP	203,0	13:37'44.997
6	17'17.594	33.656	46.383	44.948	19'22.581P	100,4	13:57'07.578

174 A. ALCIDI (2'03.335)

Giro	Seg.1	Seg.2	Seg.3	Seg.4	T. Giro	km/h	Local Time
1		32.905	49.939	48.968		141,9	
2	12.490	29.329	45.229	53.635	2'20.683P	173,9	13:30'43.213
3	2'30.363	30.982	45.927	45.013	4'32.285P	135,7	13:35'15.498
4	11.922	28.189	42.054	42.396	2'04.561	204,2	13:37'20.059
5	11.714	28.095	41.575	42.428	2'03.812	221,3	13:39'23.871
6	11.702	27.639	41.864	42.130	2'03.335	223,1	13:41'27.206
7	11.728	28.217	50.553	1'10.147	2'40.645CP	220,4	13:44'07.851
8	10'49.013	33.287	43.562	42.837	12'48.699P	70,5	13:56'56.550

178 A. BERTON (2'07.184)

Giro	Seg.1	Seg.2	Seg.3	Seg.4	T. Giro	km/h	Local Time
1		34.826	47.843	48.419		134,2	
2	11.912	29.836	45.099	45.021	2'11.868	198,5	13:30'46.671
3	11.707	28.183	43.782	43.512	2'07.184	222,2	13:32'53.855
4	12.919	33.153	47.593	53.990	2'27.655P	171,7	13:35'21.510
5	3'44.512	34.227	49.777	49.412	5'57.928P	141,9	13:41'19.438
6	12.076	34.813	52.972	1'21.800	3'01.661CP	209,3	13:44'21.099
7	10'47.224	31.279	45.220	44.756	12'48.479P	141,7	13:57'09.578

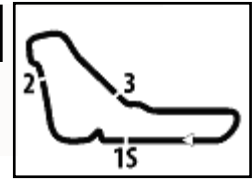
182 D. NARDILLI (2'04.365)

Giro	Seg.1	Seg.2	Seg.3	Seg.4	T. Giro	km/h	Local Time
1		40.724	54.193	1'00.918		120,4	
2	3'14.886	34.312	47.587	47.226	5'24.011P	166,4	13:34'27.363
3	12.138	28.191	42.731	43.728	2'06.788	212,2	13:36'34.151
4	11.845	31.748	42.612	44.009	2'10.214C	225,5	13:38'44.365
5	11.770	27.552	41.753	43.290	2'04.365	216,0	13:40'48.730
6	11.637	27.439	41.393	59.862	2'20.331CP	228,3	13:43'09.061
7	11'55.437	31.180	43.550	43.387	13'53.554P	100,7	13:57'02.615

191 L. FRANCA (2'00.737)

Giro	Seg.1	Seg.2	Seg.3	Seg.4	T. Giro	km/h	Local Time
1		39.830	54.676	54.796		104,3	
2	12.763	32.167	45.867	53.663	2'24.460P	169,0	13:30'21.451
3	2'18.644	29.032	42.555	41.988	4'12.219P	176,2	13:34'33.670
4	11.614	27.920	41.306	41.548	2'02.388	241,6	13:36'36.058
5	11.503	27.287	40.683	41.288	2'00.761	242,2	13:38'36.819
6	11.655	26.857	40.888	41.337	2'00.737	240,5	13:40'37.556
7	11.633	26.815	40.431	53.398	2'12.277CP	242,2	13:42'49.833
8	11'32.204	29.411	45.543	53.158	13'40.316P	172,8	13:56'30.149





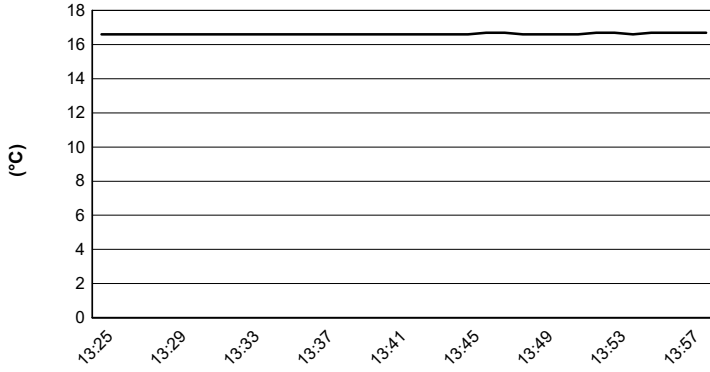
Autodromo Monza 5.793 m

ACI Racing Weekend Monza, 26-27 Ottobre 2024

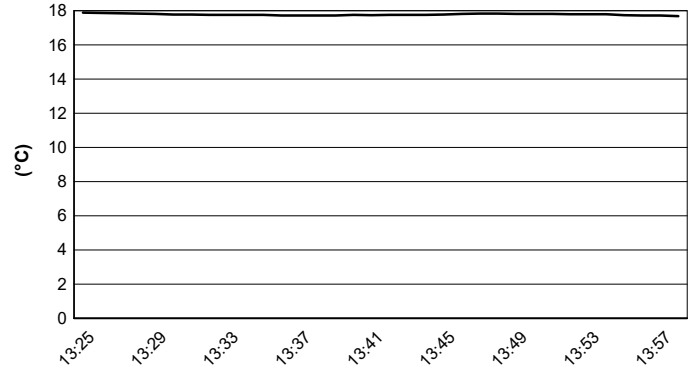
TCR Italy - Meteo Prove Libere 2

Session started 13:25 - Session ended 13:59

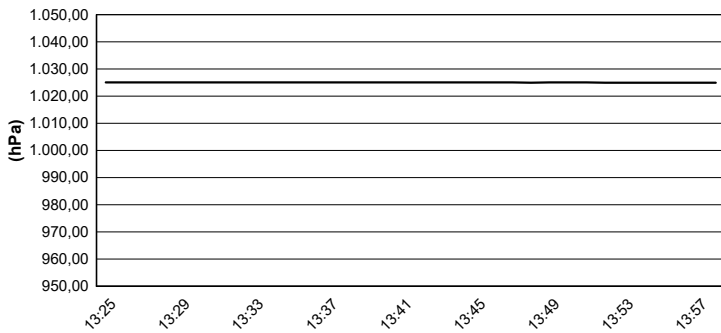
Air Temperature



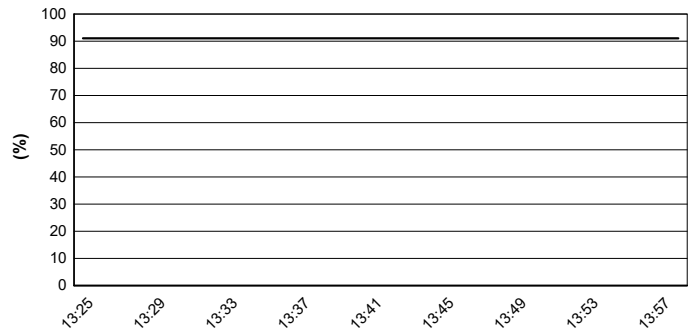
Track Temperature



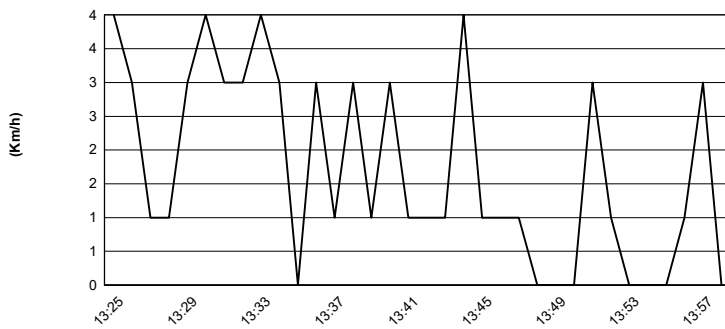
Air Pressure



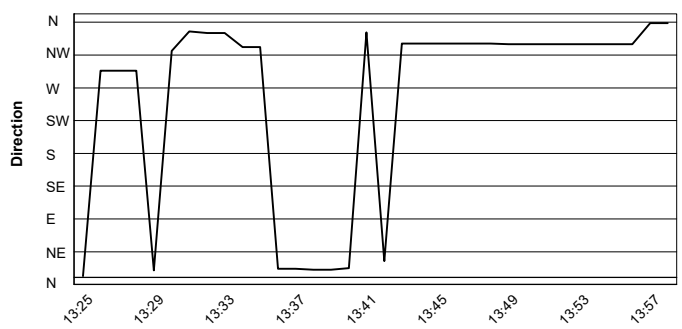
Humidity



Wind Speed



Wind Direction



25/10/2024

